

Component terminal block - URTK/S-BEN 10 - 0309109

Please be informed that the data shown in this PDF Document is generated from our Online Catalog. Please find the complete data in the user's documentation. Our General Terms of Use for Downloads are valid (<http://download.phoenixcontact.com>)



Component terminal block, Connection method: Screw connection, Cross section: 0.5 mm²- 16 mm², AWG:20 - 8, Width: 8.2 mm, Mounting type: NS 35/7.5, NS 35/15, NS 32, Color: gray

Product description


Component terminal block, Connection method: Screw connection, Cross section: 0.5 mm²- 16 mm², AWG:20 - 8, Width: 8.2 mm, Mounting type: NS 35/7.5, NS 35/15, NS 32, Color: gray

Why buy this product

- ✓ Easy and clear testing in current transformer secondary circuits can be performed using the test disconnect terminal blocks of the URTK/S range
- ✓ On both sides of the disconnect point, the terminal block has a test socket which can also be used to switch across to neighboring terminal blocks



Key commercial data

Packing unit	1
Minimum order quantity	50
Catalog page	Page 463 (CL1-2011)
GTIN	 4 017918 155230
Weight per piece (including packing)	0.0 GRM
Weight per Piece (excluding packing)	29.46 GRM
Country of origin	TURKEY

Technical data

General

Number of levels	1
Number of connections	2
Color	gray
Insulating material	PA
Inflammability class according to UL 94	V2

Dimensions

Length	61 mm
Width	8.2 mm

Component terminal block - URTK/S-BEN 10 - 0309109

Technical data

Dimensions

Height NS 35/7.5	58.5 mm
Height NS 35/15	66 mm
Height NS 32	63.5 mm

Technical data

Rated surge voltage	6 kV
Pollution degree	3
Surge voltage category	III
Insulating material group	I
Connection in acc. with standard	IEC 60947-7-1
Nominal current IN	57 A
Nominal voltage UN	500 V

Connection data

Conductor cross section solid min.	0.5 mm ²
Conductor cross section solid max.	16 mm ²
Conductor cross section stranded min.	0.5 mm ²
Conductor cross section stranded max.	10 mm ²
Conductor cross section AWG/kcmil min.	20
Conductor cross section AWG/kcmil max	6
Conductor cross section stranded, with ferrule without plastic sleeve min.	0.5 mm ²
Conductor cross section stranded, with ferrule without plastic sleeve max.	10 mm ²
Conductor cross section stranded, with ferrule with plastic sleeve min.	0.5 mm ²
Conductor cross section stranded, with ferrule with plastic sleeve max.	6 mm ²
2 conductors with same cross section, solid min.	0.5 mm ²
2 conductors with same cross section, solid max.	10 mm ²
2 conductors with same cross section, stranded min.	0.5 mm ²
2 conductors with same cross section, stranded max.	6 mm ²
2 conductors with same cross section, stranded, ferrules without plastic sleeve, min.	0.5 mm ²
2 conductors with same cross section, stranded, ferrules without plastic sleeve, max.	6 mm ²
2 conductors with same cross section, stranded, TWIN ferrules with plastic sleeve, min.	0.5 mm ²
2 conductors with same cross section, stranded, TWIN ferrules with plastic sleeve, max.	6 mm ²
Cross section with insertion bridge, solid max.	10 mm ²
Cross section with insertion bridge, stranded max.	10 mm ²
Connection method	Screw connection
Stripping length	11 mm
Screw thread	M4
Tightening torque, min	1.5 Nm

Component terminal block - URTK/S-BEN 10 - 0309109

Technical data

Connection data

Tightening torque max	1.8 Nm
-----------------------	--------

Classifications

eclass

eClass 4.0	27141126
eClass 4.1	27141126
eClass 5.0	27141127
eClass 5.1	27141127
eClass 6.0	27141127

etim

ETIM 2.0	EC000902
ETIM 3.0	EC000902
ETIM 4.0	EC000902

unspsc

UNSPSC 6.01	30211811
UNSPSC 7.0901	39121410
UNSPSC 11	39121410
UNSPSC 12.01	39121410
UNSPSC 13.2	39121410

Approvals

Certificates

Certification

CSA / UL Recognized / cUL Recognized / GOST / PRS / GOST / cULus Recognized

Certification EX

Certification submitted

Approval details

CSA	
mm ² /AWG/kcmil	26-8
Nominal current I _N	55 A

Component terminal block - URTK/S-BEN 10 - 0309109

Approvals

Nominal voltage UN	600 V
--------------------	-------

UL Recognized	
mm ² /AWG/kcmil	26-8
Nominal current IN	57 A
Nominal voltage UN	600 V

cUL Recognized	
mm ² /AWG/kcmil	26-8
Nominal current IN	57 A
Nominal voltage UN	600 V

GOST

PRS

GOST

cULus Recognized

Accessories

Accessories

Assembly

DIN rail - NS 35/ 7,5 UNPERF 2000MM - 0801681



DIN rail, material: Steel, unperforated, height 7.5 mm, width 35 mm, length: 2 m

DIN rail - NS 35/ 7,5 CU UNPERF 2000MM - 0801762



DIN rail, material: Copper, unperforated, height 7.5 mm, width 35 mm, length: 2 m

Component terminal block - URTK/S-BEN 10 - 0309109

Accessories

DIN rail - NS 32 CU/120QMM UNPERF 2000MM - 1201280



G-profile DIN rail, deep-drawn, material: Copper, unperforated, height 15 mm, width 32 mm, length 2 m

DIN rail - NS 35/15 UNPERF 2000MM - 1201714



DIN rail, material: Steel, unperforated, height 15 mm, width 35 mm, length: 2 m

DIN rail - NS 32 CU/35QMM UNPERF 2000MM - 1201358



G-profile DIN rail, material: Copper, unperforated, height 15 mm, width 32 mm, length 2 m

DIN rail - NS 32 AL UNPERF 2000MM - 1201028



G rail 32 mm (NS 32)

DIN rail - NS 32 UNPERF 2000MM - 1201015



G-profile DIN rail, material: Steel, unperforated, height 15 mm, width 32 mm, length 2 m

DIN rail - NS 32 PERF 2000MM - 1201002



G-profile DIN rail, material: Steel, perforated, height 15 mm, width 32 mm, length 2 m

Component terminal block - URTK/S-BEN 10 - 0309109

Accessories

DIN rail - NS 35/15 CU UNPERF 2000MM - 1201895



DIN rail, material: Copper, unperforated, 1.5 mm thick, height 15 mm, width 35 mm, length: 2 m

DIN rail - NS 35/15-2,3 UNPERF 2000MM - 1201798



DIN rail, material: Steel, unperforated, 2.3 mm thick, height 15 mm, width 35 mm, length: 2 m

DIN rail, unperforated - NS 35/15 AL UNPERF 2000MM - 1201756



DIN rail, deep drawn, high profile, unperforated, 1.5 mm thick, material: aluminum, height 15 mm, width 35 mm, length 2000 m

DIN rail perforated - NS 35/15 PERF 2000MM - 1201730



DIN rail, material: steel galvanized and passivated with a thick layer, perforated, height 15 mm, width 35 mm, length: 2000 m

DIN rail perforated - NS 35/ 7,5 PERF 2000MM - 0801733



DIN rail, material: steel galvanized and passivated with a thick layer, perforated, height 7.5 mm, width 35 mm, length: 2000 m

Component terminal block - URTK/S-BEN 10 - 0309109

Accessories

End clamp - CLIPFIX 35 - 3022218

Snap-on end bracket, for 35 mm NS 35/7.5 or NS 35/15 DIN rail, can be fitted with Zack strip ZB 8 and ZB 8/27, terminal strip



End clamp - E/UK - 1201442

End clamp, for assembly on NS 32 or NS 35/7.5 DIN rail



End cover - D-URTK/S-BEN - 0308029

End cover, Length: 61 mm, Width: 2.2 mm, Color: gray



Separating plate - TS-RTK-BEN - 0308210

Separating plate, Length: 61 mm, Width: 0.8 mm, Color: gray



Partition plate - ATS-RTK-BEN - 0308223

Partition plate, Length: 61 mm, Width: 0.8 mm, Height: 58.5 mm, Color: gray



Bridges

Component terminal block - URTK/S-BEN 10 - 0309109

Accessories

Insertion bridge - EB 2- 8 - 0202154

Insertion bridge, Number of positions: 2, Color: gray



Insertion bridge - EB 3- 8 - 0202141

Insertion bridge, Number of positions: 3, Color: gray



Insertion bridge - EB 10- 8 - 0202138

Insertion bridge, Number of positions: 10, Color: gray



Marking

Zack marker strip - ZB 8:SO/CMS - 1050512

Zack marker strip, white, For terminal block width: 8 mm



Marker cards - SBS 8:UNBEDRUCKT - 1007235

Marker cards, Card, white, Unlabeled, Can be labeled with: Plotter, Mounting type: Snap into tall marker groove, Snap into fl



Component terminal block - URTK/S-BEN 10 - 0309109

Accessories

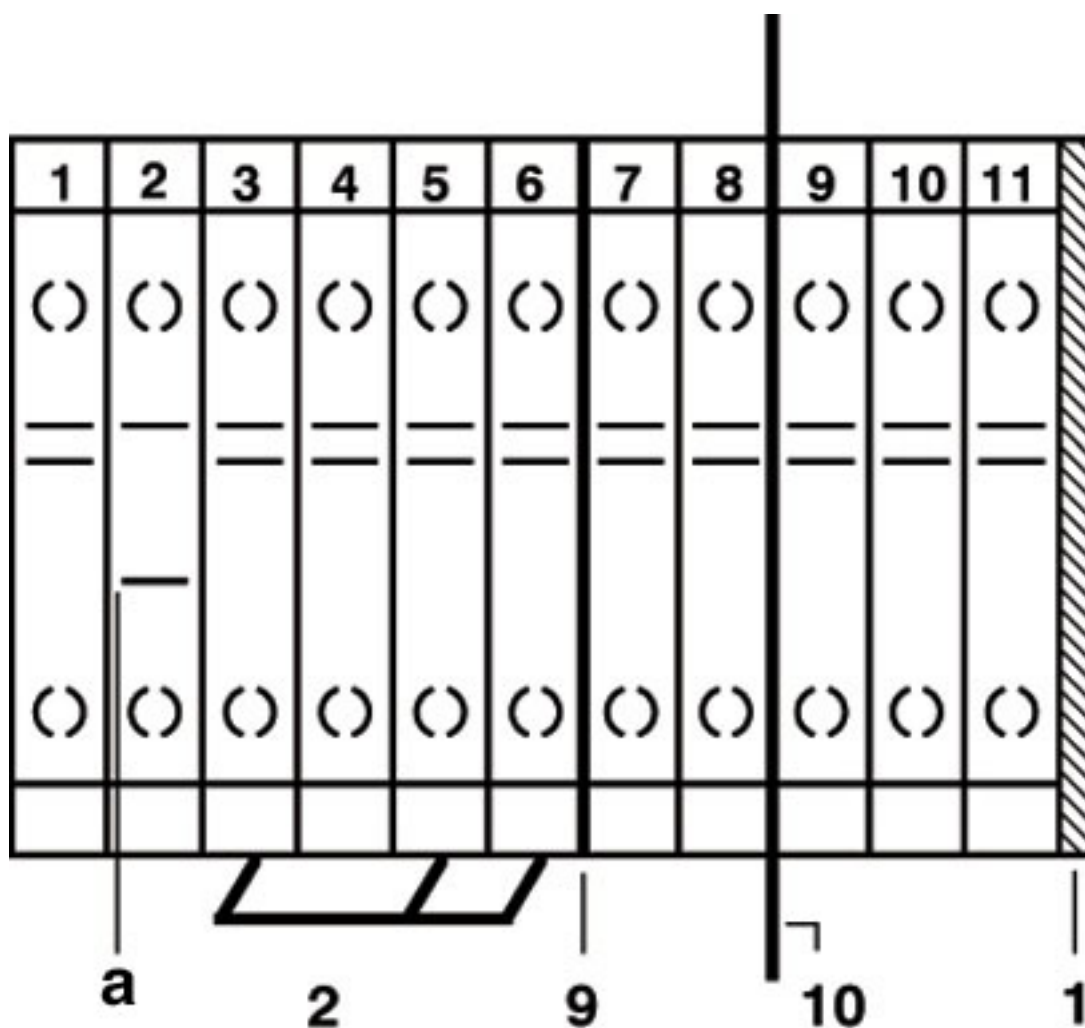
Screwdriver - SZG 0,9X6,5 VDE - 1205134

Screwdriver, bladed, graded, for test socket screws, size: 0.9 x 6.5 x 175 mm, 2-component grip, with non-slip grip



Drawings

Circuit diagram

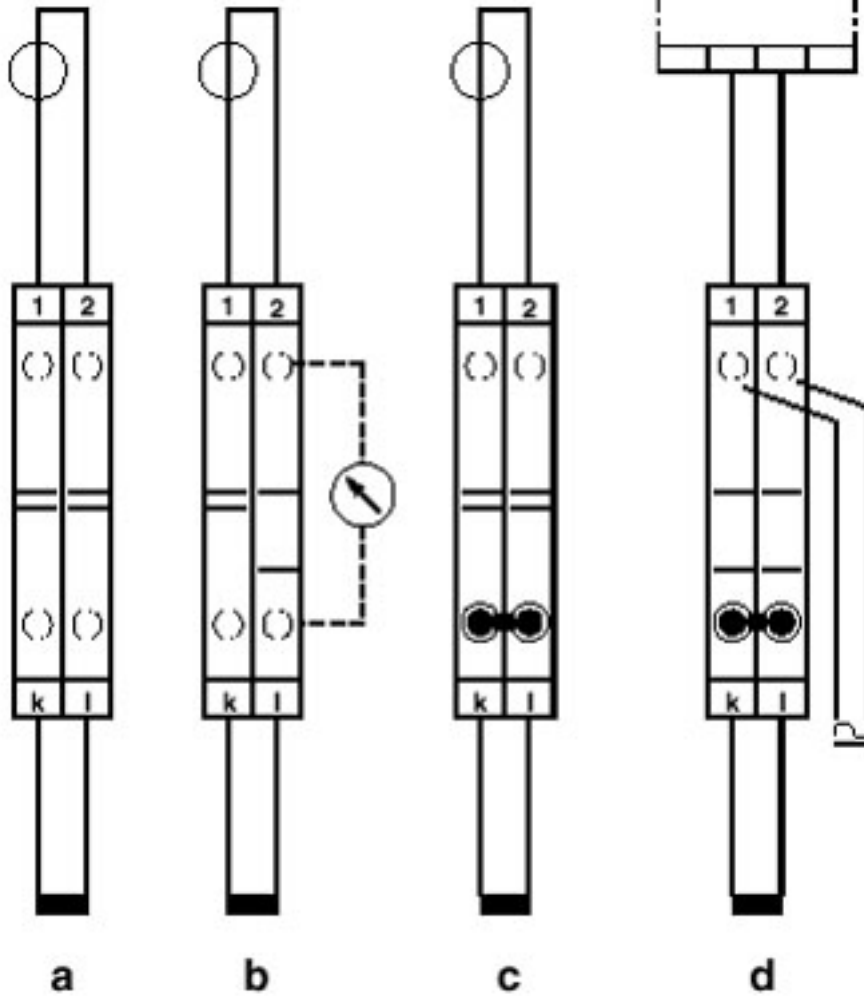


- a = open
- 1 = cover
- 2 = insertion bridge
- 9 = separating plate
- 10 = partition plate

Component terminal block - URTK/S-BEN 10 - 0309109

Schematic diagram

Circuit diagram



Simple current transformer test circuit

- a = normal operation
- b = measured value testing
- c = transformer short-circuit
- d = relay testing



Стандарт Электрон Связь

Мы молодая и активно развивающаяся компания в области поставок электронных компонентов. Мы поставляем электронные компоненты отечественного и импортного производства напрямую от производителей и с крупнейших складов мира.

Благодаря сотрудничеству с мировыми поставщиками мы осуществляем комплексные и плановые поставки широчайшего спектра электронных компонентов.

Собственная эффективная логистика и склад в обеспечивает надежную поставку продукции в точно указанные сроки по всей России.

Мы осуществляем техническую поддержку нашим клиентам и предпродажную проверку качества продукции. На все поставляемые продукты мы предоставляем гарантию .

Осуществляем поставки продукции под контролем ВП МО РФ на предприятия военно-промышленного комплекса России , а также работаем в рамках 275 ФЗ с открытием отдельных счетов в уполномоченном банке. Система менеджмента качества компании соответствует требованиям ГОСТ ISO 9001.

Минимальные сроки поставки, гибкие цены, неограниченный ассортимент и индивидуальный подход к клиентам являются основой для выстраивания долгосрочного и эффективного сотрудничества с предприятиями радиоэлектронной промышленности, предприятиями ВПК и научно-исследовательскими институтами России.

С нами вы становитесь еще успешнее!

Наши контакты:

Телефон: +7 812 627 14 35

Электронная почта: sales@st-electron.ru

Адрес: 198099, Санкт-Петербург,
Промышленная ул, дом № 19, литера Н,
помещение 100-Н Офис 331