



STD888T4

Medium Current, High Performance, Low Voltage PNP Transistor

General features

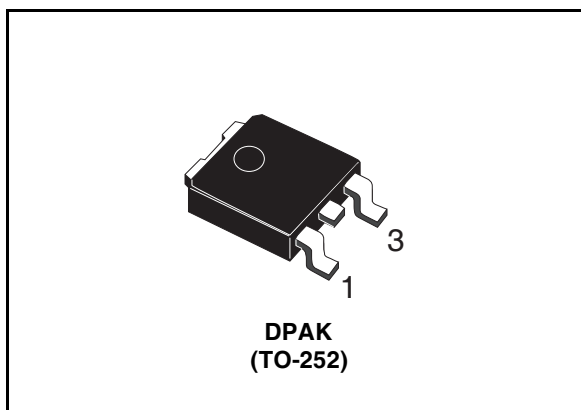
- Very low Collector to Emitter saturation voltage
- D.C. Current gain, $h_{FE} > 100$
- 5A continuous collector current
- Surface mounting DPAK(TO-252) power package in tape & reel packing
- In compliance with the 2002/93/EC European Directive

Description

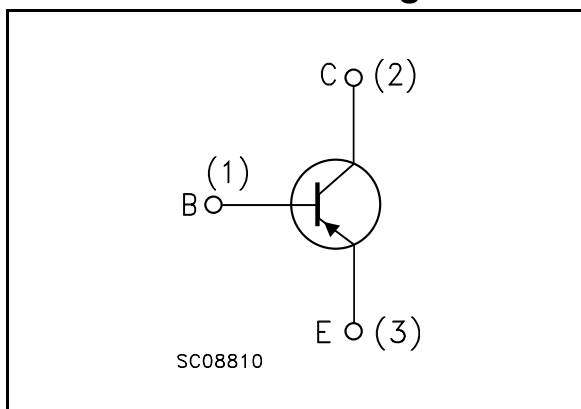
The device is manufactured in low voltage PNP Planar Technology by using a "Base Island" layout. The resulting transistor shows exceptional high gain performance coupled with very low saturation voltage.

Applications

- Power management in portable equipment
- Voltage regulation in bias supply circuits
- Switching regulator in battery charger applications
- Heavy load driver



Internal schematic diagram



Order codes

Part Number	Marking	Package	Packing
STD888T4	D888	DPAK	Tape & reel

Contents

1	Electrical ratings	3
2	Electrical characteristics	4
2.1	Electrical characteristics (curves)	5
2.2	Test circuits	6
3	Package mechanical data	7
4	Revision history	9

1 Electrical ratings

Table 1. Absolute maximum rating

Symbol	Parameter	Value	Unit
V_{CBO}	Collector-base voltage ($I_E = 0$)	-45	V
V_{CEO}	Collector-emitter voltage ($I_B = 0$)	-30	V
V_{EBO}	Emitter-base voltage ($I_C = 0$)	-6	V
I_C	Collector current	-5	A
I_{CM}	Collector peak current ($t_P < 5\text{ms}$)	-10	A
P_{tot}	Total dissipation at $T_C = 25^\circ\text{C}$	15	W
T_{stg}	Storage temperature	-65 to 150	$^\circ\text{C}$
T_J	Max. operating junction temperature	150	$^\circ\text{C}$

Table 2. Thermal data

Symbol	Parameter	Value	Unit
$R_{thj-case}$	Thermal resistance junction-case max	8.33	$^\circ\text{C/W}$

2 Electrical characteristics

($T_{case} = 25^{\circ}C$ unless otherwise specified)

Table 3. Electrical characteristics

Symbol	Parameter	Test Conditions	Min.	Typ.	Max.	Unit
I_{CBO}	Collector cut-off current ($I_E = 0$)	$V_{CB} = -30V$ $V_{CB} = -30V; T_C = 100^{\circ}C$			-10 100	μA μA
I_{EBO}	Emitter cut-off current ($I_C = 0$)	$V_{EB} = -6V$			-10	μA
$V_{(BR)CEO}^{(2)}$	Collector-emitter breakdown voltage ($I_B = 0$)	$I_C = -10mA$	-30			V
$V_{(BR)CBO}$	Collector-base breakdown voltage ($I_E = 0$)	$I_C = -100\mu A$	-45			V
$V_{(BR)EBO}$	Emitter-base breakdown voltage ($I_C = 0$)	$I_E = -100\mu A$	-6			V
$V_{CE(sat)}^{(2)}$	Collector-emitter saturation voltage	$I_C = -0.5A$ $I_B = -5mA$ $I_C = -2A$ $I_B = -50mA$ $I_C = -5A$ $I_B = -250mA$ $I_C = -6A$ $I_B = -250mA$ $I_C = -8A$ $I_B = -400mA$ $I_C = -10A$ $I_B = -500mA$			-0.15 -0.35 -0.7 -1 -1.2	V V V V V
$V_{BE(sat)}^{(2)}$	Base-emitter saturation voltage	$I_C = -2A$ $I_B = -50mA$ $I_C = -6A$ $I_B = -250mA$		-1.2	-1.1	V V
$h_{FE}^{(2)}$	DC current gain	$I_C = -10mA$ $V_{CE} = -1V$ $I_C = -500mA$ $V_{CE} = -1V$ $I_C = -5A$ $V_{CE} = -1V$ $I_C = -5A$ $V_{CE} = -1V$ $T_C = 100^{\circ}C$ $I_C = -8A$ $V_{CE} = -1V$ $I_C = -10A$ $V_{CE} = -1V$	120 100 70	200 200 100 100 55 35	300	
t_d t_r t_s t_f	Resistive load Delay time Rise time Storage time Fall time	$I_C = -3A$ $V_{CC} = -20V$ $I_{B1} = -I_{B2} = -60mA$ (see figure 7)		180 160 250 80	220 210 300 100	ns ns ns ns

Note (2) Pulsed duration = 300 μs , duty cycle $\leq 1.5\%$

2.1 Electrical characteristics (curves)

Figure 1. DC current gain

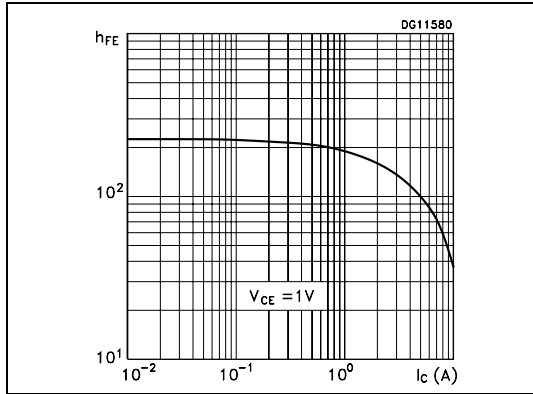


Figure 2. DC current gain

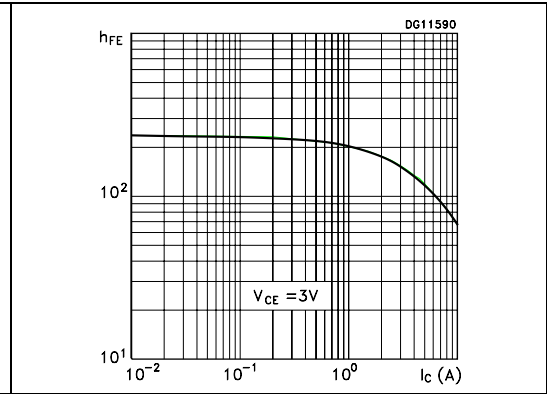


Figure 3. Collector-emitter saturation voltage

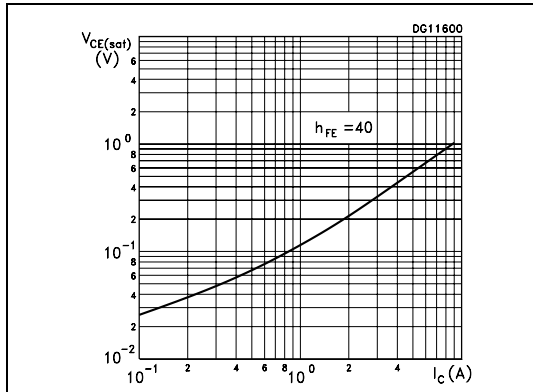


Figure 4. Base-emitter saturation voltage

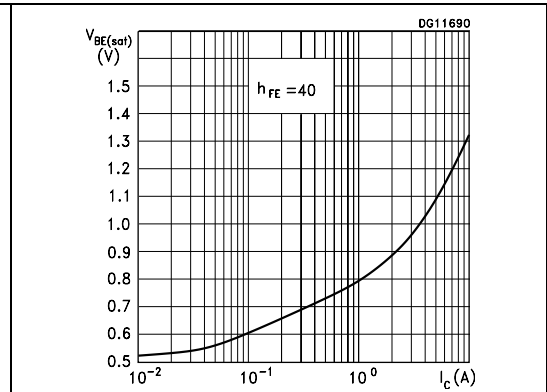


Figure 5. Switching time resistive load

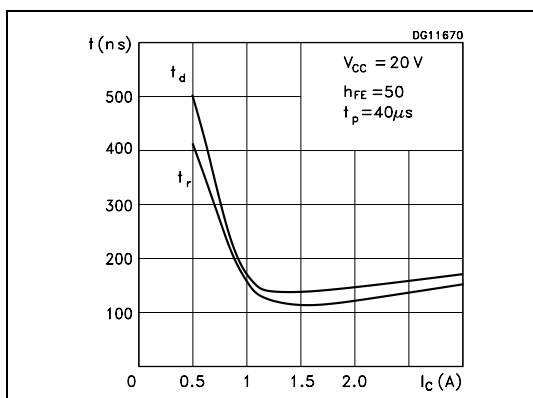
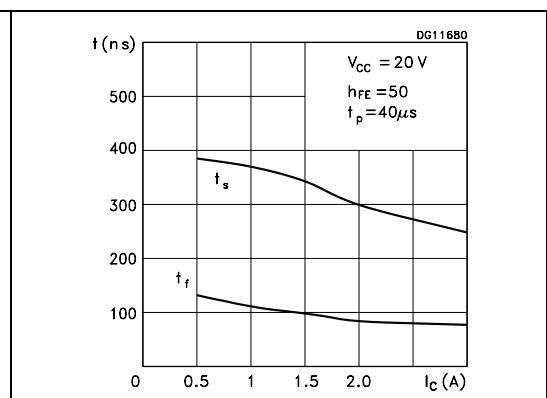
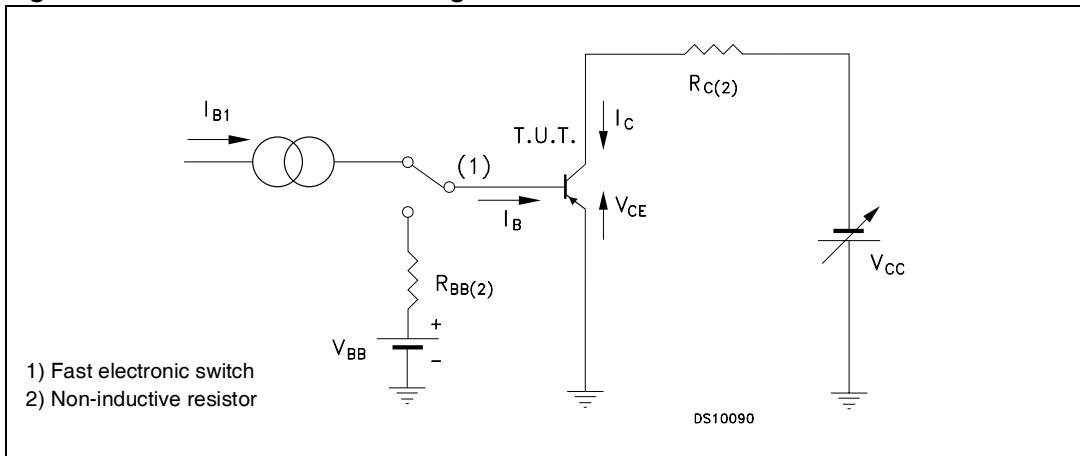


Figure 6. Switching time resistive load



2.2 Test circuits

Figure 7. Resistive load switching test circuit

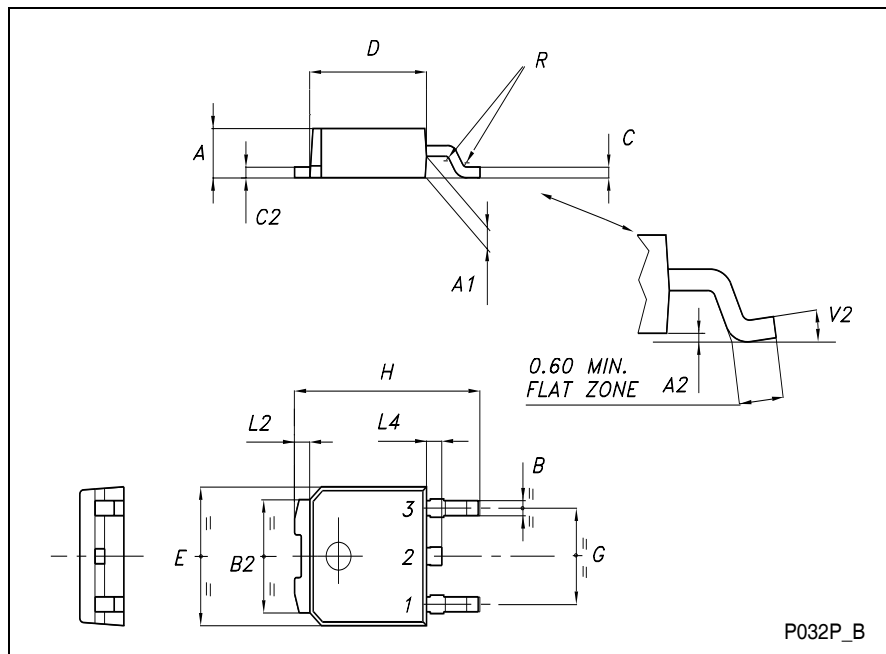


3 Package mechanical data

In order to meet environmental requirements, ST offers these devices in ECOPACK® packages. These packages have a Lead-free second level interconnect. The category of second level interconnect is marked on the package and on the inner box label, in compliance with JEDEC Standard JESD97. The maximum ratings related to soldering conditions are also marked on the inner box label. ECOPACK is an ST trademark. ECOPACK specifications are available at: www.st.com

TO-252 (DPAK) MECHANICAL DATA

DIM.	mm			inch		
	MIN.	TYP.	MAX.	MIN.	TYP.	MAX.
A	2.20		2.40	0.087		0.094
A1	0.90		1.10	0.035		0.043
A2	0.03		0.23	0.001		0.009
B	0.64		0.90	0.025		0.035
B2	5.20		5.40	0.204		0.213
C	0.45		0.60	0.018		0.024
C2	0.48		0.60	0.019		0.024
D	6.00		6.20	0.236		0.244
E	6.40		6.60	0.252		0.260
G	4.40		4.60	0.173		0.181
H	9.35		10.10	0.368		0.398
L2		0.8			0.031	
L4	0.60		1.00	0.024		0.039
V2	0°		8°	0°		0°



4 Revision history

Table 4. Revision history

Date	Revision	Changes
24-Mar-2004	1	Initial release.
03-Apr-2006	2	New template.

Please Read Carefully:

Information in this document is provided solely in connection with ST products. STMicroelectronics NV and its subsidiaries ("ST") reserve the right to make changes, corrections, modifications or improvements, to this document, and the products and services described herein at any time, without notice.

All ST products are sold pursuant to ST's terms and conditions of sale.

Purchasers are solely responsible for the choice, selection and use of the ST products and services described herein, and ST assumes no liability whatsoever relating to the choice, selection or use of the ST products and services described herein.

No license, express or implied, by estoppel or otherwise, to any intellectual property rights is granted under this document. If any part of this document refers to any third party products or services it shall not be deemed a license grant by ST for the use of such third party products or services, or any intellectual property contained therein or considered as a warranty covering the use in any manner whatsoever of such third party products or services or any intellectual property contained therein.

UNLESS OTHERWISE SET FORTH IN ST'S TERMS AND CONDITIONS OF SALE ST DISCLAIMS ANY EXPRESS OR IMPLIED WARRANTY WITH RESPECT TO THE USE AND/OR SALE OF ST PRODUCTS INCLUDING WITHOUT LIMITATION IMPLIED WARRANTIES OF MERCHANTABILITY, FITNESS FOR A PARTICULAR PURPOSE (AND THEIR EQUIVALENTS UNDER THE LAWS OF ANY JURISDICTION), OR INFRINGEMENT OF ANY PATENT, COPYRIGHT OR OTHER INTELLECTUAL PROPERTY RIGHT.

UNLESS EXPRESSLY APPROVED IN WRITING BY AN AUTHORIZED REPRESENTATIVE OF ST, ST PRODUCTS ARE NOT DESIGNED, AUTHORIZED OR WARRANTED FOR USE IN MILITARY, AIR CRAFT, SPACE, LIFE SAVING, OR LIFE SUSTAINING APPLICATIONS, NOR IN PRODUCTS OR SYSTEMS, WHERE FAILURE OR MALFUNCTION MAY RESULT IN PERSONAL INJURY, DEATH, OR SEVERE PROPERTY OR ENVIRONMENTAL DAMAGE.

Resale of ST products with provisions different from the statements and/or technical features set forth in this document shall immediately void any warranty granted by ST for the ST product or service described herein and shall not create or extend in any manner whatsoever, any liability of ST.

ST and the ST logo are trademarks or registered trademarks of ST in various countries.

Information in this document supersedes and replaces all information previously supplied.

The ST logo is a registered trademark of STMicroelectronics. All other names are the property of their respective owners.

© 2006 STMicroelectronics - All rights reserved

STMicroelectronics group of companies

Australia - Belgium - Brazil - Canada - China - Czech Republic - Finland - France - Germany - Hong Kong - India - Israel - Italy - Japan - Malaysia - Malta - Morocco - Singapore - Spain - Sweden - Switzerland - United Kingdom - United States of America

www.st.com



Стандарт Электрон Связь

Мы молодая и активно развивающаяся компания в области поставок электронных компонентов. Мы поставляем электронные компоненты отечественного и импортного производства напрямую от производителей и с крупнейших складов мира.

Благодаря сотрудничеству с мировыми поставщиками мы осуществляем комплексные и плановые поставки широчайшего спектра электронных компонентов.

Собственная эффективная логистика и склад в обеспечивает надежную поставку продукции в точно указанные сроки по всей России.

Мы осуществляем техническую поддержку нашим клиентам и предпродажную проверку качества продукции. На все поставляемые продукты мы предоставляем гарантию .

Осуществляем поставки продукции под контролем ВП МО РФ на предприятия военно-промышленного комплекса России , а также работаем в рамках 275 ФЗ с открытием отдельных счетов в уполномоченном банке. Система менеджмента качества компании соответствует требованиям ГОСТ ISO 9001.

Минимальные сроки поставки, гибкие цены, неограниченный ассортимент и индивидуальный подход к клиентам являются основой для выстраивания долгосрочного и эффективного сотрудничества с предприятиями радиоэлектронной промышленности, предприятиями ВПК и научно-исследовательскими институтами России.

С нами вы становитесь еще успешнее!

Наши контакты:

Телефон: +7 812 627 14 35

Электронная почта: sales@st-electron.ru

Адрес: 198099, Санкт-Петербург,
Промышленная ул, дом № 19, литера Н,
помещение 100-Н Офис 331