


## Type RJS

### Telecom - Power Cross Protection & Ballast Protection

RoHS 6 Compliant

**RJS Series, Telecom - Power Cross Protection & Ballast Protection Fuse**


#### Description

**RJS** Fuses are primarily intended for use in telecommunication circuit applications requiring low current protection with high surge tolerance. They are typically used to replace heat coil type devices. They are designed to be placed between the line input and the surge arresting components (mov. gas tube, zenor diode, air gaps, etc.)

These fuses will withstand transient surge currents generated by lighting in accordance with the attached table.

**RJS** fuses guard protected circuitry against sustained overload or short circuit conditions. Such sustained overloads may be generated by accidental contact between utility cables and phone lines (power line cross).

**RJS** Fuse are primarily designed for use in telecommunications circuits which require compliance with the test requirements specified in UL/IEC 1950 / 60950 and Telcordia GR 1089, Issue 3.

#### Electrical Characteristics (UL / CSA STD.248-14)

Testing Current	Blow Time	
	Minimum	Maximum
100%	4 Hrs.	N/A
135%	N/A	1 Hr
200%	3 sec	20 sec
500%	100 msec	1.5 sec
1000%	30 msec	300 msec

#### Safety Agency Approvals

SAFETY AGENCY	SAFETY AGENCY CERTIFICATE NUMBER	Power Factor	AMPERE RANGE / VOLT @ I.R.ABILITY	Intended Application
	E20624	0.7-0.8	100mA - 5A / 125V AC @10,000A	General Purpose
		0.7-0.8	100mA - 5A / 250V AC @200A	Primary Protection
	LR39772	Resistive	100mA - 5A / 350V AC @100A	Ballast Protection
		Resistive	100mA - 5A / 600V AC @60A	Telecom Protection
		Resistive	100mA - 5A / 600V AC @100A	General Purpose / Telecom Protection
			100mA - 5A / 125V AC @10,000A 100mA - 5A / 250V AC @200A 100mA - 5A / 350V AC @100A 100mA - 5A / 600V AC @100A 100mA - 5A / 600V AC @60A	

Specifications subject to change without notice

#### Features

- Radial lead surge resistant slow blow fuse
- Meet UL 60950 power cross requirements
- Designed for compliance with Telcordia GR-1089-CORE
- Designed to serve the requirements of a wide range of telecommunication and networking equipment.
- RoHS6 compliant
- Halogen Free
- Leadfree

#### Applications

- Fax machines
- Answering machines
- Telecommunication circuit
- Ballast Protection

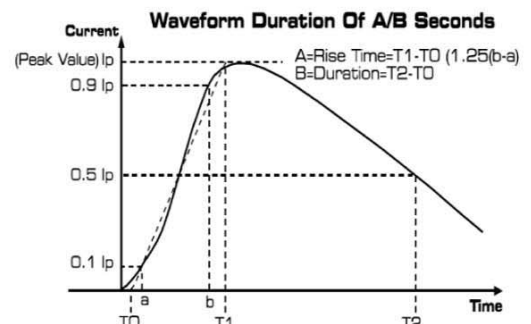
LEAD FREE =

HALOGEN FREE =

## Power Cross (Telecom) Rating (Fuse Rated 0.1 - 1.5A)

Overload Current	Voltage	Clearing Time Limit
135% Fuse rating	600V	Less than 1 hour
200% Fuse Rating	600V	Less than 20 seconds
2.2A	600V	Less than 10 minutes
7A	600V	Less than 1 seconds
40A	600V	Less than 50 msec
60A	600V	Less than 20 msec

## Double - exponential Impulse Waveform



# Type RJS

## Telecom - Power Cross Protection & Ballast Protection

RoHS 6 Compliant



RJS Apr2013D

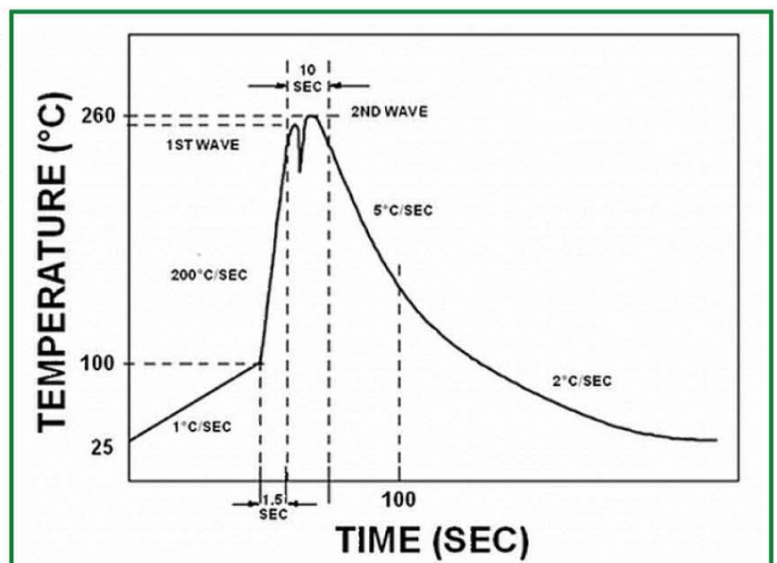
### Electrical Specifications

Catalog Number	Ampere Rating	Typical Cold Resistance (ohm)	Volt-drop @100% In (Volt) Max.	Voltage Rating (V)	Interrupting Rating	Melting I2T <10 m Sec (A2 Sec)	Melting I2T @ 10 In (A2 Sec)	Peak Surge Current (Amp) 50 Pulses 1,000V 10uS x 1000uS	Maximum Power Dissipation (W)	Agency Approvals		
										UL US	SP	CE
RJS 100-R	100mA	17.5	2.76	600	100mA - 5A / 125V AC @10,000A 100mA - 5A / 250V AC @200A 100mA - 5A / 350V AC @100A 100mA - 5A / 600V AC @100A	0.09	0.11	6	0.41	Y	Y	Y
RJS 125-R	125mA	11.5	2.30	600		0.13	0.17	8	0.43	Y	Y	Y
RJS 160-R	160mA	7.10	2.01	600		0.21	0.26	10	0.46	Y	Y	Y
RJS 200-R	200mA	4.94	1.56	600		0.33	0.41	13	0.49	Y	Y	Y
RJS 250-R	250mA	3.20	1.26	600		0.51	0.64	16	0.53	Y	Y	Y
RJS 300-R	300mA	2.16	1.16	600		0.8	1.0	20	0.56	Y	Y	Y
RJS 350-R	350mA	1.77	1.10	600		1.0	1.3	24	0.58	Y	Y	Y
RJS 400-R	400mA	1.48	0.91	600		1.2	1.6	29	0.60	Y	Y	Y
RJS 500-R	500mA	0.82	0.65	600		1.9	2.4	36	0.64	Y	Y	Y
RJS 600-R	600mA	0.62	0.59	600		3.0	3.8	46	0.68	Y	Y	Y
RJS 700-R	700mA	0.50	0.58	600		3.8	4.8	54	0.70	Y	Y	Y
RJS 750-R	750mA	0.435	0.55	600		4.3	5.5	58	0.71	Y	Y	Y
RJS 1-R	1A	0.248	0.39	600		7.4	9.3	80	0.77	Y	Y	Y
RJS 1.25-R	1.25A	0.166	0.33	600		12	15	100	0.82	Y	Y	Y
RJS 1.5-R	1.5A	0.121	0.29	600		17	21	120	0.86	Y	Y	Y
RJS 2-R	2A	0.080	0.26	600		28	36	155	0.93	Y	Y	Y
RJS 2.5-R	2.5A	0.056	0.24	600		44	56	190	0.99	Y	Y	Y
RJS 3-R	3A	0.043	0.22	600		69	87	230	1.06	Y	Y	Y
RJS 4-R	4A	0.027	0.18	600		108	136	300	1.13	Y	Y	Y
RJS 5-R	5A	0.020	0.16	600		169	212	370	1.20	Y	Y	Y

Consult manufacturer for other ratings

### Soldering Parameters

Lead-free Wave Soldering Profile	
Wave Soldering Parameter	
Average ramp-up rate	200°C / second
Heating rate during preheat	typical 1 - 2 °C / second Max. 4°C/ second
Final preheat temperature	within 125°C of soldering temperature
Peak temperature T <sub>p</sub>	260°C
Time within +0 °C / -5°C of actual peak temperature	10 seconds
Ramp-down rate	5 °C / second max.



# Type RJS

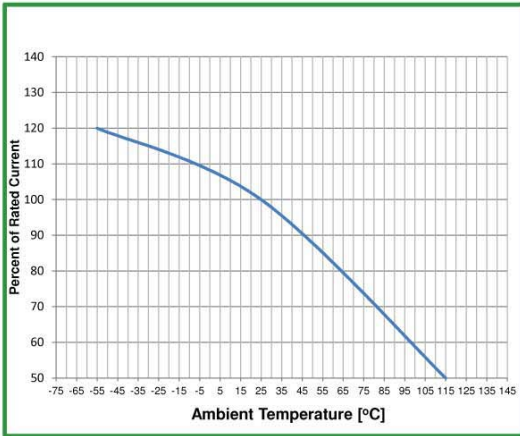
Telecom - Power Cross Protection & Ballast Protection

RoHS 6 Compliant

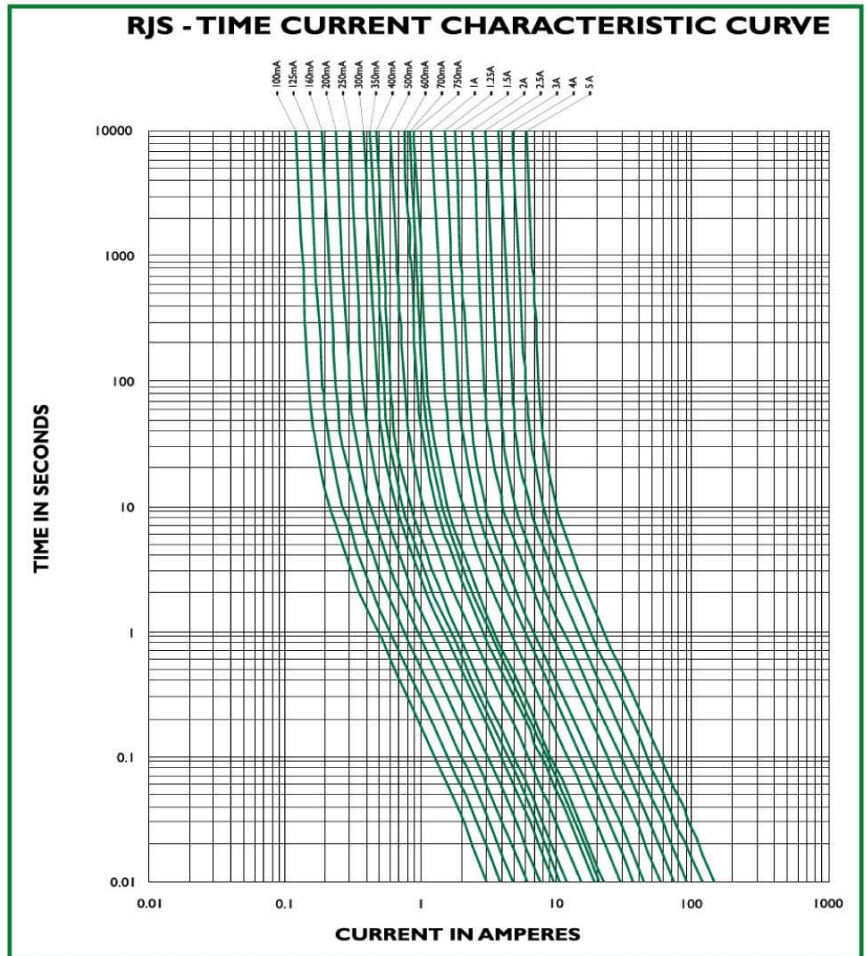


RJS Apr2013C

## Temperature Derating Curve



## Average Time Current Curve



## Environmental Specifications

<b>Shock Resistance</b>	MIL-STD-202G, Method 213B, Test Condition I (100 G's peak for 6 milliseconds; Sawtooth Waveform)
<b>Vibration Resistance</b>	MIL-STD-202G, Method 201A (10-55 Hz, 0.06 inch, total excursion).
<b>Salt Spray Resistance</b>	MIL-STD-202G, Method 101E, Test condition B (48 hrs).
<b>Insulation Resistance</b>	MIL-STD-202G, Method 302, Test Condition A (After Opening) 10,000 ohms minimum.
<b>Solderability</b>	MIL-STD-202G, Method 208H
<b>Resistance to solder Heat</b>	MIL-STD-202G Method 210F, Test Condition B, (260+/-5 °C, 10+/- 1 sec)
<b>Thermal Shock</b>	MIL-STD-202G, Method 107G, Test Condition B (-65 °C to +125 °C).
<b>Operating Temperature</b>	-55 °C to +125 °C
<b>Terminal Strength</b>	IEC-68-2-21

# Type RJS

## Telecom - Power Cross Protection & Ballast Protection

RoHS 6 Compliant



# bel

RJS Apr2013D

### Physical Specifications

<b>Materials</b>	Body : Glass
	Leads: Matte Tin Plated Copper, Diameter 0.032"
<b>Marking</b>	On Fuse:
	"bel", "RJS", "Current Rating", "Voltage Rating",
	"Appropriate Safety Logos", "✓" (RoHS 6 compliant)
	On label:
	"bel", "RJS", "Current Rating", "Voltage Rating", "Interrupting Rating", "Appropriate Safety Logos" and "☑", "e" (China RoHS compliant).

### Fuse FGNO Explanation

06XX-XXXXX-XX, XXXXX=Ampere Rating

Fraction	Decimal	Milliamps	Bel FGNO[XXXX]
1/32	0.032	32	0032
1/25	.040	40	0040
1/20	.050	50	0050
1/16	.063	63	0063
8/100	.080	80	0080
1/10	.100	100	0100
1/8	.125	125	0125
15/100	.150	150	0150
	.160	160	0160
2/10	.200	200	0200
1/4	.250	250	0250
3/10	.300	300	0300
	.315	315	0315
3/8	.375	375	0375
4/10	.400	400	0400
1/2	.500	500	0500
6/10	.600	600	0600
	.630	630	0630
7/10	.700	700	0700
3/4	.750	750	0750
8/10	.800	800	0800

Fraction	Decimal	Amps	Bel FGNO[XXXX]
	1.0	1	1000
1-1/4	1.25	1.25	1250
1-1/2	1.50	1.5	1500
	1.60	1.6	1600
	2.0	2	2000
2-1/4	2.25	2.25	2250
2-1/2	2.5	2.5	2500
	3.0	3	3000
	3.15	3.15	3150
3-1/2	3.5	3.5	3500
	4.0	4	4000
	5.0	5	5000
	6.0	6	6000
	6.3	6.3	6300
	7.0	7	7000
7-1/2	7.5	7.5	7500
	8.0	8	8000
		10	9100
		12	9120
		15	9150
		20	9200
		25	9250
		30	9300

### Mechanical Dimensions

	Standard Lead	Short Lead
A	0.76 $\pm$ 0.01" (19.3 $\pm$ 0.2mm)	0.76 $\pm$ 0.01" (19.3 $\pm$ 0.2mm)
B	0.80 $\pm$ 0.05" (20.3 $\pm$ 1.27mm)	0.80 $\pm$ 0.05" (20.3 $\pm$ 1.27mm)
C	0.4" Typical (10.0mm)	0.11 $\pm$ 0.01" (2.8 $\pm$ 0.25mm)
D	0.18" max (4.6mm)	0.18" max (4.6mm)

### Ordering Information

0643 R XXXX - X X

**FUSE TYPE** — 0643

**R** = RoHS Compliant

**AMPERE RATING** — Refer to fuse FGNO explanation table

**LEAD LENGTH / PACKAGING** —  
 0 = Std length, 0.400 In., 2K/Box  
 1 = Short length, 0.11 In., 500/Box

**LEAD SPACING** —  
 2 = 0.800 INCH

\* Diameter lead 0.032" for all ratings

Specifications subject to change without notice

### Packaging

Packaging Option	Packaging Specification	Quantity	Packaging Code	Inside Tape Spacing
Bulk (Short lead)	N/A	500	12	N/A
Bulk (Standard lead)	N/A	2000	02	N/A

**CORPORATE OFFICE**  
**Bel Fuse Inc.**  
 206 Van Vorst Street  
 Jersey City, NJ 07302  
 Tel 201-432-0463  
 Fax 201-432-9542  
 E-Mail: belfuse@belf.com  
 Website: www.belfuse.com

**FAR EAST OFFICE**  
**Bel Fuse Ltd.**  
 8/F Luk Hop Industrial Building  
 8 Luk Hop Street  
 San Po Kong  
 Kowloon, Hong Kong  
 Tel 852-2328-5515  
 Fax 852-2352-3706

**EUROPE OFFICE**  
**Bel Fuse Europe Ltd.**  
 Preston Technology Management Centre  
 Marsh Lane, Suite F15  
 Preston, Lancashire, PR1 8UQ  
 United Kingdom  
 Tel 44-1772-556601  
 Fax 44-1772-561008

**EUROPE**  
**Bel Stewart GmbH**  
 Industriestrasse 20  
 61381 Friedrichsdorf  
 Germany  
 Tel 49-6172-9552-0  
 Fax 49-6172-9552-40



## Стандарт Электрон Связь

Мы молодая и активно развивающаяся компания в области поставок электронных компонентов. Мы поставляем электронные компоненты отечественного и импортного производства напрямую от производителей и с крупнейших складов мира.

Благодаря сотрудничеству с мировыми поставщиками мы осуществляем комплексные и плановые поставки широчайшего спектра электронных компонентов.

Собственная эффективная логистика и склад в обеспечивает надежную поставку продукции в точно указанные сроки по всей России.

Мы осуществляем техническую поддержку нашим клиентам и предпродажную проверку качества продукции. На все поставляемые продукты мы предоставляем гарантию .

Осуществляем поставки продукции под контролем ВП МО РФ на предприятия военно-промышленного комплекса России , а также работаем в рамках 275 ФЗ с открытием отдельных счетов в уполномоченном банке. Система менеджмента качества компании соответствует требованиям ГОСТ ISO 9001.

Минимальные сроки поставки, гибкие цены, неограниченный ассортимент и индивидуальный подход к клиентам являются основой для выстраивания долгосрочного и эффективного сотрудничества с предприятиями радиоэлектронной промышленности, предприятиями ВПК и научно-исследовательскими институтами России.

С нами вы становитесь еще успешнее!

### Наши контакты:

**Телефон:** +7 812 627 14 35

**Электронная почта:** [sales@st-electron.ru](mailto:sales@st-electron.ru)

**Адрес:** 198099, Санкт-Петербург,  
Промышленная ул, дом № 19, литера Н,  
помещение 100-Н Офис 331