



SERIES: SDM36-U | **DESCRIPTION:** AC-DC POWER SUPPLY

FEATURES

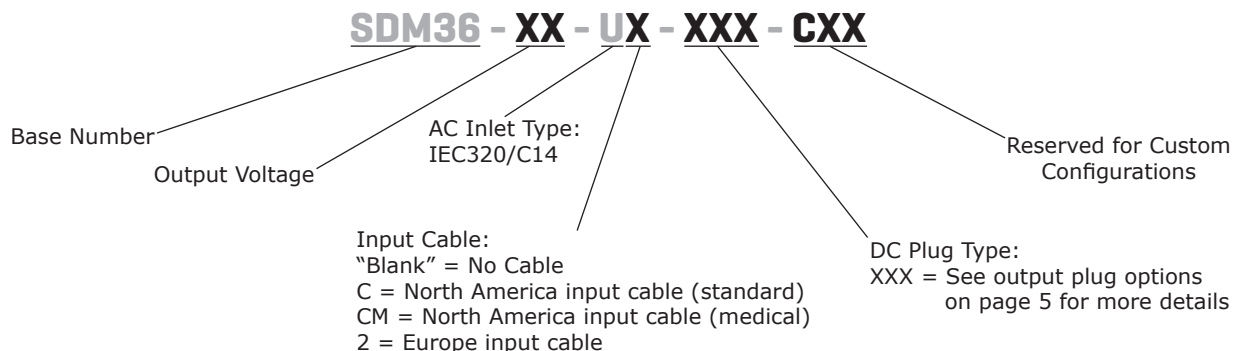
- up to 36 W continuous power
- meets DoE Level VI efficiency
- universal input voltage range
- compact size
- no load power consumption < 0.10 W
- over voltage and short circuit protections
- UL/cUL, TUV, and PSE safety approvals
- LED indicator
- custom designs available



| MODEL | output voltage | output current max | output power max | ripple and noise ¹ max | efficiency level |
|-------------|----------------|--------------------|------------------|-----------------------------------|------------------|
| | (Vdc) | (A) | (W) | (mVp-p) | |
| SDM36-5-U | 5 | 5 | 25 | 80 | VI |
| SDM36-7.5-U | 7.5 | 4 | 30 | 80 | VI |
| SDM36-9-U | 9 | 4 | 36 | 90 | VI |
| SDM36-12-U | 12 | 3 | 36 | 120 | VI |
| SDM36-15-U | 15 | 2.4 | 36 | 150 | VI |
| SDM36-18-U | 18 | 2 | 36 | 180 | VI |
| SDM36-24-U | 24 | 1.5 | 36 | 240 | VI |

Notes: 1. At full load, nominal input, 20 MHz bandwidth oscilloscope, output terminated with 0.1 μF multilayer ceramic and 10 μF low ESR electrolytic capacitors.

PART NUMBER KEY



INPUT

| parameter | conditions/description | min | typ | max | units |
|---------------------------|---|-----|-----|------|-------|
| voltage | | 90 | | 264 | Vac |
| frequency | | 47 | | 63 | Hz |
| current | | | | 1 | A |
| inrush current | at 230 Vac, full load, 25°C, cold start | | | 70 | A |
| leakage current | | | | 0.3 | mA |
| no load power consumption | at 230 Vac | | | 0.10 | W |

OUTPUT

| parameter | conditions/description | min | typ | max | units |
|------------|---------------------------------|-----|----------|-----|--------|
| regulation | 5 Vdc model all other models | | ±6 ±5 | | % % |

PROTECTIONS

| parameter | conditions/description | min | typ | max | units |
|--------------------------|---------------------------------|-----|-----|-----|-------|
| over voltage protection | output shut down | | | 200 | % |
| over current protection | output shut down, auto recovery | | | 200 | % |
| short circuit protection | output shut down, auto recovery | | | | |

SAFETY & COMPLIANCE

| parameter | conditions/description | min | typ | max | units |
|----------------------|--|----------|----------------|-----|------------|
| isolation voltage | input to output at 10 mA for 1 minute input to frame ground at 10 mA for 1 minute | | 4,000 2,000 | | Vac Vac |
| isolation resistance | input to output at 500 Vdc input to frame ground at 500 Vdc | 10 10 | | | MΩ MΩ |
| safety approvals | Medical: UL/cUL, TUV ITE: PSE | | | | |
| EMI/EMC | FCC Part 15B Class B, CE | | | | |
| MTBF | as per Telcordia SR-332, 25°C | 300,000 | | | hours |
| RoHS | 2011/65/EU | | | | |

ENVIRONMENTAL

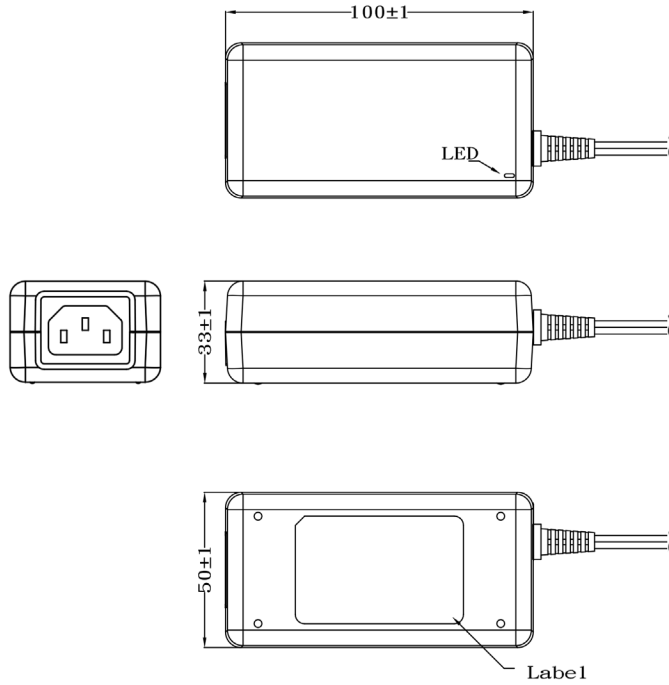
| parameter | conditions/description | min | typ | max | units |
|-----------------------|------------------------|-----|-----|-----|-------|
| operating temperature | | 0 | | 40 | °C |
| storage temperature | | -20 | | 80 | °C |
| operating humidity | non-condensing | 20 | | 80 | % |
| storage humidity | non-condensing | 10 | | 90 | % |

MECHANICAL

| parameter | conditions/description | min | typ | max | units |
|------------|------------------------|-----|-----|-----|-------|
| dimensions | 100 x 50 x 33 | | | | mm |
| inlet plug | IEC320/C14 | | | | |
| weight | without ac cord | | 170 | | g |

MECHANICAL DRAWING

units: mm
tolerance: ±1.0 mm



DC CORD

units: mm

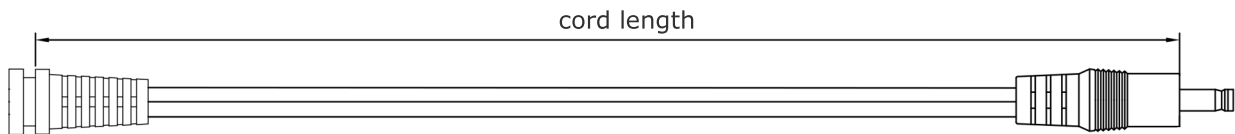


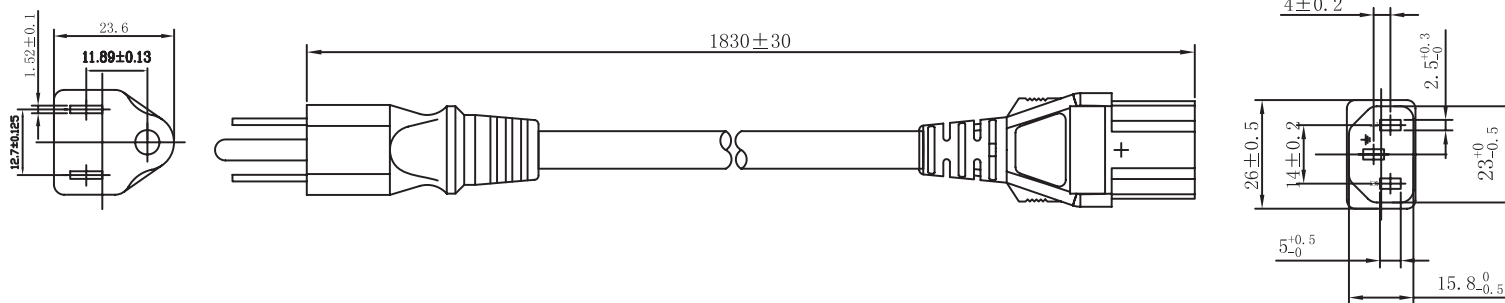
Table 1

| MODEL NO. | CABLE | CORD LENGTH |
|-------------|----------------|--------------|
| SDM36-5-U | UL2468, 16 AWG | 1,500 mm ±30 |
| SDM36-7.5-U | UL2468, 18 AWG | 1,500 mm ±30 |
| SDM36-9-U | UL2468, 18 AWG | 1,500 mm ±30 |
| SDM36-12-U | UL2468, 18 AWG | 1,500 mm ±30 |
| SDM36-15-U | UL2468, 18 AWG | 1,500 mm ±30 |
| SDM36-18-U | UL2468, 20 AWG | 1,500 mm ±30 |
| SDM36-24-U | UL2468, 20 AWG | 1,500 mm ±30 |

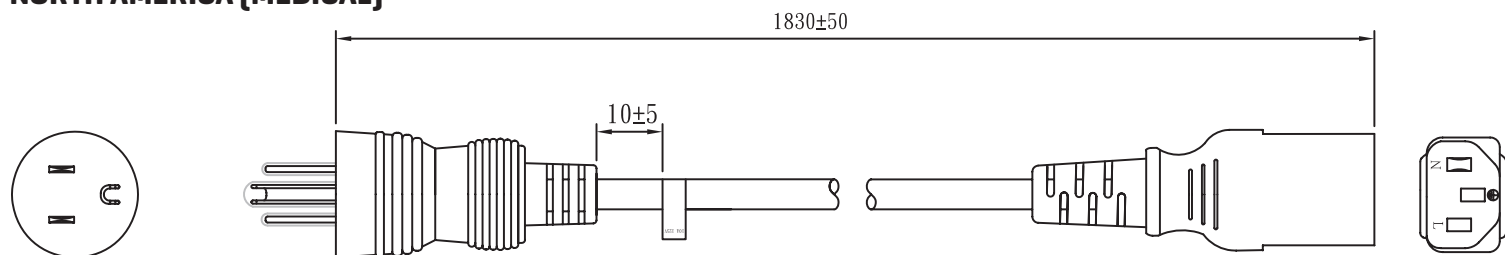
AC CORDS

units: mm

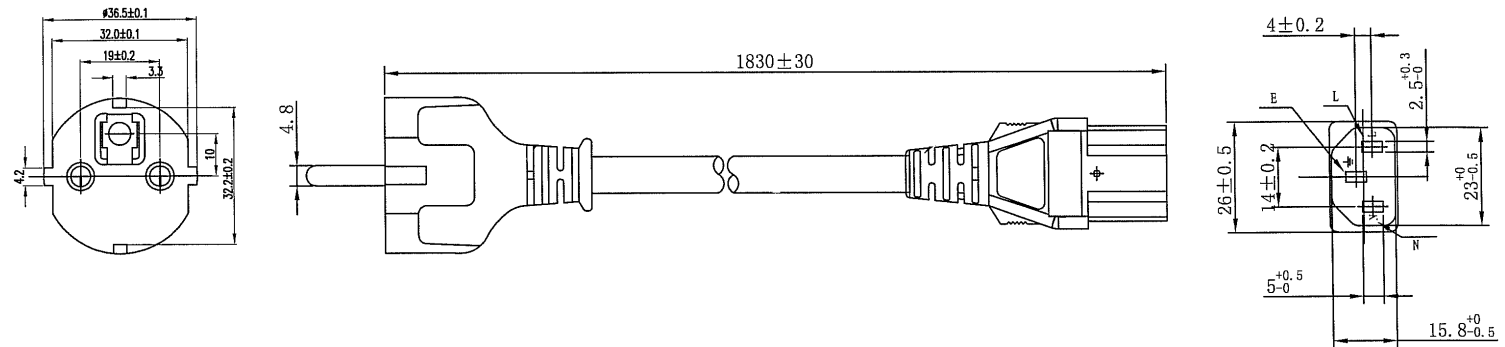
NORTH AMERICA (STANDARD)



NORTH AMERICA (MEDICAL)



EUROPE



DC PLUG TYPE PART NUMBER KEY

XXX

Plug Polarity:
P = Center Positive
N = Center Negative

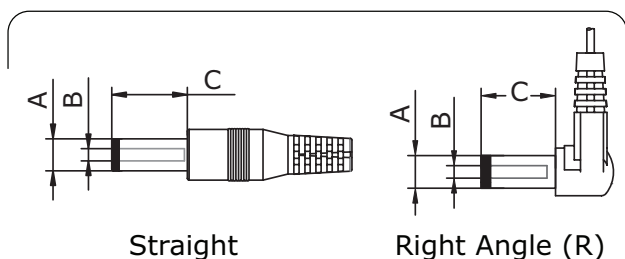
Plug Code:
X = Choose a code from the options below

Plug Angle:
"blank" = Straight
R = Right Angle

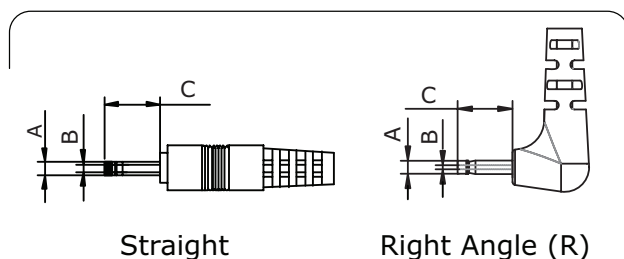
| Plug Polarity | | Code | | Dimensions (mm) | | | Plug Angle | |
|---------------|-------------|--------|-------------------|------------------|------|-----|------------|-------|
| Center Pos. | Center Neg. | Option | Type | A | B | C | Straight | Right |
| • | • | 5 | Standard | 5.5 | 2.1 | 9.5 | • | • |
| • | • | 6 | Standard | 5.5 | 2.5 | 9.5 | • | • |
| • | • | 7 | Standard | 3.5 | 1.35 | 9.5 | • | • |
| • | • | 8 | Standard | 3.8 | 1.35 | 9.5 | • | • |
| • | • | 9 | Standard | 3.8 | 1.05 | 9.5 | • | • |
| • | • | 10 | Locking | 5.5 | 2.1 | 9.5 | • | N/A |
| • | • | 11 | Locking | 5.5 | 2.5 | 9.5 | • | N/A |
| • | • | 12 | EIAJ-1 | 2.35 | 0.7 | 9.5 | • | • |
| • | • | 13 | EIAJ-2 | 4.0 | 1.7 | 9.5 | • | • |
| • | • | 14 | EIAJ-3 | 4.75 | 1.7 | 9.5 | • | • |
| N/A | N/A | ST | Stripped & Tinned | | | | N/A | N/A |
| N/A | N/A | MUB | USB | Micro USB Type B | | | • | N/A |

Note: 1. Contact CUI for additional plug options

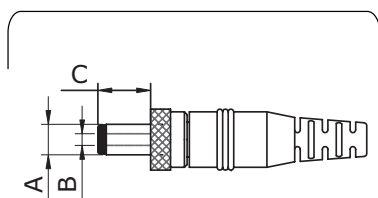
Standard



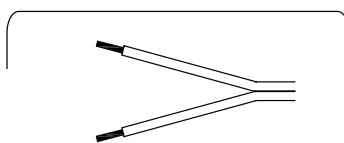
EIAJ



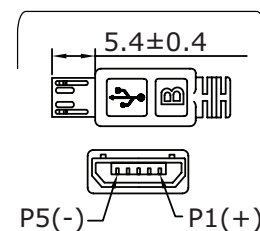
Locking



Stripped & Tinned



USB



REVISION HISTORY

| rev. | description | date |
|------|-----------------|------------|
| 1.0 | initial release | 01/29/2018 |

The revision history provided is for informational purposes only and is believed to be accurate.



CUI INC[®]

Headquarters
20050 SW 112th Ave.
Tualatin, OR 97062
800.275.4899

Fax 503.612.2383
cui.com
techsupport@cui.com

This device complies with part 15 of the FCC Rules. Operation is subject to the following two conditions:

- (1) This device may not cause harmful interference, and
- (2) this device must accept any interference received, including interference that may cause undesired operation.

CUI offers a one (1) year limited warranty. Complete warranty information is listed on our website.

CUI reserves the right to make changes to the product at any time without notice. Information provided by CUI is believed to be accurate and reliable. However, no responsibility is assumed by CUI for its use, nor for any infringements of patents or other rights of third parties which may result from its use.

CUI products are not authorized or warranted for use as critical components in equipment that requires an extremely high level of reliability. A critical component is any component of a life support device or system whose failure to perform can be reasonably expected to cause the failure of the life support device or system, or to affect its safety or effectiveness.



Стандарт Электрон Связь

Мы молодая и активно развивающаяся компания в области поставок электронных компонентов. Мы поставляем электронные компоненты отечественного и импортного производства напрямую от производителей и с крупнейших складов мира.

Благодаря сотрудничеству с мировыми поставщиками мы осуществляем комплексные и плановые поставки широчайшего спектра электронных компонентов.

Собственная эффективная логистика и склад в обеспечивает надежную поставку продукции в точно указанные сроки по всей России.

Мы осуществляем техническую поддержку нашим клиентам и предпродажную проверку качества продукции. На все поставляемые продукты мы предоставляем гарантию .

Осуществляем поставки продукции под контролем ВП МО РФ на предприятия военно-промышленного комплекса России , а также работаем в рамках 275 ФЗ с открытием отдельных счетов в уполномоченном банке. Система менеджмента качества компании соответствует требованиям ГОСТ ISO 9001.

Минимальные сроки поставки, гибкие цены, неограниченный ассортимент и индивидуальный подход к клиентам являются основой для выстраивания долгосрочного и эффективного сотрудничества с предприятиями радиоэлектронной промышленности, предприятиями ВПК и научно-исследовательскими институтами России.

С нами вы становитесь еще успешнее!

Наши контакты:

Телефон: +7 812 627 14 35

Электронная почта: sales@st-electron.ru

Адрес: 198099, Санкт-Петербург,
Промышленная ул, дом № 19, литера Н,
помещение 100-Н Офис 331