

Series 800 Mighty Mouse with UN Mating Thread Metal Protective Covers

667-184 and 667-185



Receptacle Cover

Protective covers fit Series 800 plug and receptacle connectors. Aluminum or stainless steel. Silicone rubber gasket protects connector from contamination and water ingress. Attach to panel or cable with a variety of lanyards and fittings. Lanyard styles include braided nylon rope, stainless steel wire or sash chain. Stainless steel wire available with flexible, rugged polyurethane coating or Teflon sleeving for high temperature requirements.

HOW TO ORDER SERIES 800 PROTECTIVE COVERS

| Sample Part Number | | | | | |
|--|--|---|--|--|---|
| 667-184 | -M | G | 9 | 04 | -6 |
| Series | Shell Material/ Finish | Attachment Type | Shell Size | Attachment Code | Attachment Length in Inches |
|  667-184 Protective Cover for use with Series 800 Plugs | C Aluminum / Black Anodize (Non-Conductive) RoHS Compliant M Aluminum / Electroless Nickel RoHS Compliant NF Aluminum / Cadmium with Olive Drab Chromate ZN Aluminum / Zinc-Nickel with Olive Drab Chromate ZNU Aluminum / Zinc-Nickel with Black Chromate MT Aluminum / Nickel-PTFE RoHS Compliant Z1 Stainless Steel / Passivated RoHS Compliant | G Nylon Rope H SST Wire Rope, Teflon® Jacket N No Attachment S SST Sash Chain SK Nylon Rope With Slip Knot T SST Wire Rope, No Jacket U SST Wire Rope, Polyurethane Jacket "SST" = Stainless Steel | 5 6 7 8 9 10 12 | Omit for attachment Types N (No Attachment) and SK (Slip Knot) | Omit for attachment Type N (No Attachment) Example "-6" equals six inch length |
| | | | |  Small Ring | |
|  667-185 Protective Cover for use with Series 800 Receptacles | (Continued from previous row) | (Continued from previous row) | (Continued from previous row) |  Large Ring | (Continued from previous row) |
| | | | |  Split Ring | |

Dimensions in inches (millimeters) and are subject to change without notice.



Series 800 Mighty Mouse with UN Mating Thread Metal Protective Covers

667-184 and 667-185

Attaching a 667-185 Receptacle Cover to a Rear Panel Mounted Jam Nut Receptacle



| Solid Ring | Dia. Code | Shell Size | Ring I.D. | | Ring O.D. | |
|------------|-----------|------------|-----------|-------|-----------|--------|
| | | | In. | mm. | In. | mm. |
| | | | ± .010 | ±0.25 | ± .015 | ± 0.38 |
| 14 | 5, 6 | .385 | 9.78 | .510 | 12.95 | |
| 15 | 7 | .445 | 11.30 | .565 | 14.35 | |
| 16 | 8 | .570 | 14.48 | .685 | 17.40 | |
| 17 | 9 | .635 | 16.13 | .760 | 19.30 | |
| 18 | 10 | .695 | 17.65 | .820 | 20.82 | |
| 19 | 12 | .885 | 22.48 | 1.010 | 25.65 | |

Attaching a 667-185 Receptacle Cover to a Panel With a Screw



| Small Ring for Attaching Receptacle Covers to a Panel with a Screw | Dia. Code | Screw Size | Ring I.D. | | Ring O.D. | |
|--|-----------|------------|-----------|-------|-----------|------|
| | | | In. | mm. | In. | mm. |
| | | | ±.005 | ±0.13 | Max. | Max. |
| 01 | #4, M3 | .126 | 3.20 | .31 | 7.9 | |
| 02 | #6 | .145 | 3.68 | .31 | 7.9 | |
| 04 | #8, M4 | .188 | 4.78 | .31 | 7.9 | |
| 06 | #10 | .197 | 5.00 | .31 | 7.9 | |

Attaching a Cover to a Cable Assembly With a Solid Ring



| Solid Ring | Dia. Code | Shell Size | Ring I.D. | | Ring O.D. | |
|------------|-----------|------------|-----------|-------|-----------|--------|
| | | | In. | mm. | In. | mm. |
| | | | ± .010 | ±0.25 | ± .015 | ± 0.38 |
| 14 | 5, 6 | .385 | 9.78 | .510 | 12.95 | |
| 15 | 7 | .445 | 11.30 | .565 | 14.35 | |
| 16 | 8, 9 | .570 | 14.48 | .685 | 17.40 | |
| 18 | 10, 13 | .695 | 17.65 | .820 | 20.82 | |
| 20 | 16, 17 | 1.070 | 27.17 | 1.195 | 30.35 | |

Attaching a Cover to a Cable Using a Split Ring or Slip Knot



| Large Split Ring for Attaching Covers to Cables | Dia. Code | Max. Cable Dia. (in.) | Ring Diameter | | | |
|---|-----------|-----------------------|---------------|-------|---------|-----|
| | | | Min. ID | | Max. OD | |
| | | | In. | mm. | In. | mm. |
| 50 | .410 | .420 | 10.67 | .580 | 14.73 | |
| 52 | .470 | .480 | 12.19 | .640 | 16.26 | |
| 54 | .625 | .635 | 16.13 | .796 | 20.22 | |
| 56 | .735 | .745 | 18.92 | .905 | 22.99 | |
| 58 | .875 | .885 | 22.48 | 1.046 | 26.57 | |
| 60 | 1.000 | 1.010 | 25.65 | 1.171 | 29.74 | |
| 64 | 1.115 | 1.125 | 28.58 | 1.285 | 32.64 | |
| 68 | 1.335 | 1.345 | 34.16 | 1.505 | 38.23 | |

Dimensions in inches (millimeters) and are subject to change without notice.

Series 800 Mighty Mouse with UN Mating Thread Metal Protective Cover Dimensions

667-184 and 667-185



667-184 Plug Cover








667-185 Receptacle Cover

| Shell Size | A Max. | | B | C |
|------------|--------|-------|------------------|------------------|
| | In. | mm. | | |
| 5 | .462 | 11.73 | .3125-28 UN-2A | .3125-28 UN-2B |
| 6 | .525 | 10.80 | .3750-28 UN-2A | .3750-28 UN-2B |
| 7 | .588 | 14.94 | .4375-28 UNEF-2A | .4375-28 UNEF-2B |
| 8 | .650 | 16.51 | .5000-32 UN-2A | .5000-32 UN-2B |
| 9 | .713 | 18.11 | .5625-32 UN-2A | .5625-32 UN-2B |
| 10 | .838 | 21.29 | .6250-32 UN-2A | .6250-32 UN-2B |
| 12 | .900 | 22.86 | .7500-28 UN-2A | .7500-28 UN-2B |

MATERIALS AND FINISHES

| | |
|----------------|---|
| Cover | Aluminum alloy per ASTM B211, or stainless steel per AMS-QQ-S-763 |
| Gasket | Silicone rubber |
| Wire, Hardware | Stainless steel, passivated |

LANYARD OPTIONS

| | |
|--|--|
|  Nylon Rope | -55° to +100°C., black, very flexible, very good abrasion resistance, good resistance to fuels, .120" (3mm) diameter |
|  Polyurethane Coated Wire Rope | Black polyurethane over stainless steel rope, -55° to +125°C., very flexible, excellent abrasion resistance, excellent resistance to fuels, .080" (2mm) diameter |
|  Teflon® Jacketed Wire Rope | Translucent FEP jacket over stainless steel, -55° to +200°C., fair flexibility, good abrasion resistance, .100" diameter |
|  Sash Chain | Stainless steel, #8 chain, .240" (6mm) |
|  Slip Knot (SK) for Attaching Covers to Cable | 55° to +100°C., black, very flexible, very good abrasion resistance, good resistance to fuels, .120" (3mm) diameter. Length includes .5" (13mm) diameter loop. |

Dimensions in inches (millimeters) and are subject to change without notice.



Стандарт Электрон Связь

Мы молодая и активно развивающаяся компания в области поставок электронных компонентов. Мы поставляем электронные компоненты отечественного и импортного производства напрямую от производителей и с крупнейших складов мира.

Благодаря сотрудничеству с мировыми поставщиками мы осуществляем комплексные и плановые поставки широчайшего спектра электронных компонентов.

Собственная эффективная логистика и склад в обеспечивает надежную поставку продукции в точно указанные сроки по всей России.

Мы осуществляем техническую поддержку нашим клиентам и предпродажную проверку качества продукции. На все поставляемые продукты мы предоставляем гарантию .

Осуществляем поставки продукции под контролем ВП МО РФ на предприятия военно-промышленного комплекса России , а также работаем в рамках 275 ФЗ с открытием отдельных счетов в уполномоченном банке. Система менеджмента качества компании соответствует требованиям ГОСТ ISO 9001.

Минимальные сроки поставки, гибкие цены, неограниченный ассортимент и индивидуальный подход к клиентам являются основой для выстраивания долгосрочного и эффективного сотрудничества с предприятиями радиоэлектронной промышленности, предприятиями ВПК и научно-исследовательскими институтами России.

С нами вы становитесь еще успешнее!

Наши контакты:

Телефон: +7 812 627 14 35

Электронная почта: sales@st-electron.ru

Адрес: 198099, Санкт-Петербург,
Промышленная ул, дом № 19, литера Н,
помещение 100-Н Офис 331