

# Series 800 Mighty Mouse with UN Mating Thread Metal Protective Covers

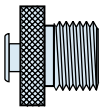
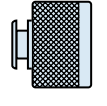
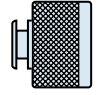
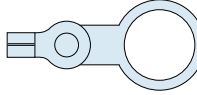

667-184 and 667-185



**Receptacle Cover**

Protective covers fit Series 800 plug and receptacle connectors. Aluminum or stainless steel. Silicone rubber gasket protects connector from contamination and water ingress. Attach to panel or cable with a variety of lanyards and fittings. Lanyard styles include braided nylon rope, stainless steel wire or sash chain. Stainless steel wire available with flexible, rugged polyurethane coating or Teflon sleeving for high temperature requirements.

## HOW TO ORDER SERIES 800 PROTECTIVE COVERS

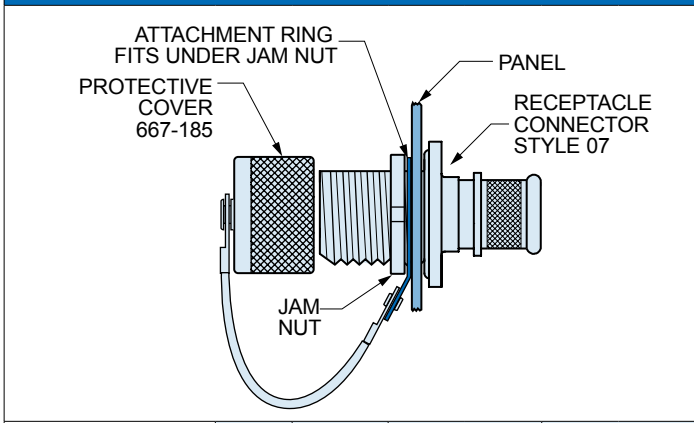
Sample Part Number					
667-184	-M	G	9	04	-6
Series	Shell Material/ Finish	Attachment Type	Shell Size	Attachment Code	Attachment Length in Inches
 <b>667-184</b> Protective Cover for use with Series 800 Plugs	<b>C</b> Aluminum / Black Anodize (Non-Conductive) RoHS Compliant <b>M</b> Aluminum / Electroless Nickel RoHS Compliant <b>NF</b> Aluminum / Cadmium with Olive Drab Chromate <b>ZN</b> Aluminum / Zinc-Nickel with Olive Drab Chromate <b>ZNU</b> Aluminum / Zinc-Nickel with Black Chromate <b>MT</b> Aluminum / Nickel-PTFE RoHS Compliant <b>Z1</b> Stainless Steel / Passivated RoHS Compliant	<b>G</b> Nylon Rope <b>H</b> SST Wire Rope, Teflon® Jacket <b>N</b> No Attachment <b>S</b> SST Sash Chain <b>SK</b> Nylon Rope With Slip Knot <b>T</b> SST Wire Rope, No Jacket <b>U</b> SST Wire Rope, Polyurethane Jacket "SST" = Stainless Steel	<b>5</b> <b>6</b> <b>7</b> <b>8</b> <b>9</b> <b>10</b> <b>12</b>	Omit for attachment Types <b>N</b> (No Attachment) and <b>SK</b> (Slip Knot)	Omit for attachment Type <b>N</b> (No Attachment)  <b>Example</b> "-6" equals six inch length
				 Small Ring	
 <b>667-185</b> Protective Cover for use with Series 800 Receptacles	(Continued from previous row)	(Continued from previous row)	(Continued from previous row)	 Large Ring	(Continued from previous row)
				 Split Ring	

Dimensions in inches (millimeters) and are subject to change without notice.



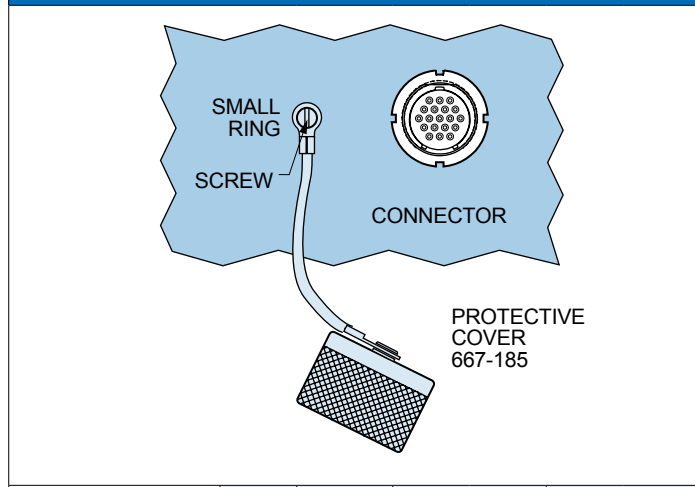
**Series 800 Mighty Mouse with UN Mating Thread  
Metal Protective Covers**  
667-184 and 667-185

**Attaching a 667-185 Receptacle Cover to a Rear Panel Mounted Jam Nut Receptacle**



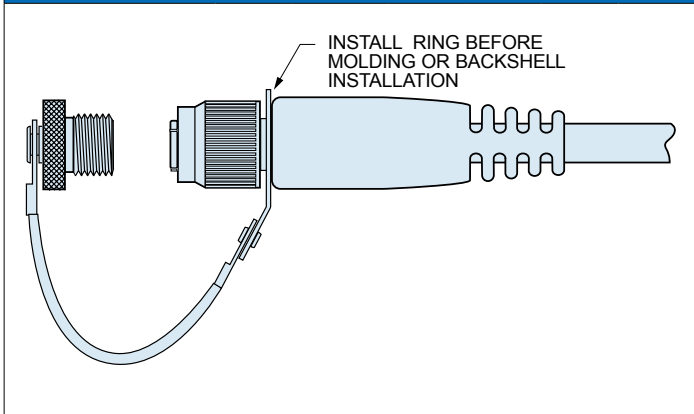
Solid Ring	Dia. Code	Shell Size	Ring I.D.		Ring O.D.	
			In.	mm.	In.	mm.
			± .010	±0.25	± .015	± 0.38
14	5, 6	.385	9.78	.510	12.95	
15	7	.445	11.30	.565	14.35	
16	8	.570	14.48	.685	17.40	
17	9	.635	16.13	.760	19.30	
18	10	.695	17.65	.820	20.82	
19	12	.885	22.48	1.010	25.65	

**Attaching a 667-185 Receptacle Cover to a Panel With a Screw**



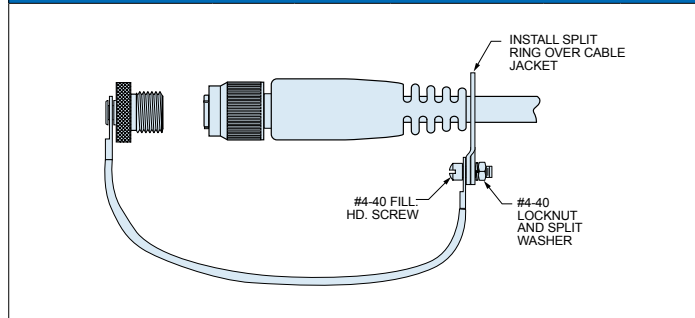
Small Ring for Attaching Receptacle Covers to a Panel with a Screw	Dia. Code	Screw Size	Ring I.D.		Ring O.D.	
			In.	mm.	In.	mm.
			±.005	±0.13	Max.	Max.
01	#4, M3	.126	3.20	.31	7.9	
02	#6	.145	3.68	.31	7.9	
04	#8, M4	.188	4.78	.31	7.9	
06	#10	.197	5.00	.31	7.9	

**Attaching a Cover to a Cable Assembly With a Solid Ring**



Solid Ring	Dia. Code	Shell Size	Ring I.D.		Ring O.D.	
			In.	mm.	In.	mm.
			± .010	±0.25	± .015	± 0.38
14	5,6	.385	9.78	.510	12.95	
15	7	.445	11.30	.565	14.35	
16	8, 9	.570	14.48	.685	17.40	
18	10, 13	.695	17.65	.820	20.82	
20	16, 17	1.070	27.17	1.195	30.35	

**Attaching a Cover to a Cable Using a Split Ring or Slip Knot**

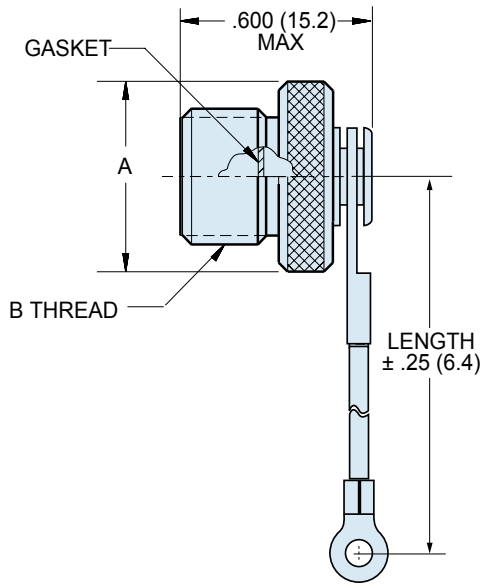


Large Split Ring for Attaching Covers to Cables	Dia. Code	Max. Cable Dia. (in.)	Ring Diameter			
			Min. ID		Max. OD	
			In.	mm.	In.	mm.
50	.410	.420	10.67	.580	14.73	
52	.470	.480	12.19	.640	16.26	
54	.625	.635	16.13	.796	20.22	
56	.735	.745	18.92	.905	22.99	
58	.875	.885	22.48	1.046	26.57	
60	1.000	1.010	25.65	1.171	29.74	
64	1.115	1.125	28.58	1.285	32.64	
68	1.335	1.345	34.16	1.505	38.23	

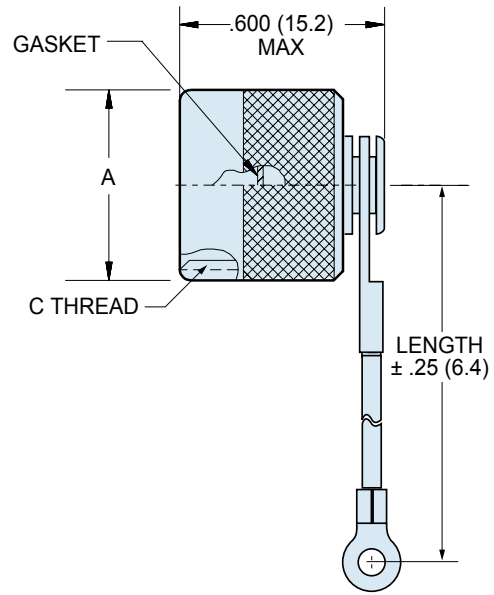
Dimensions in inches (millimeters) and are subject to change without notice.

# Series 800 Mighty Mouse with UN Mating Thread Metal Protective Cover Dimensions

667-184 and 667-185



**667-184 Plug Cover**








**667-185 Receptacle Cover**

Shell Size	A Max.		B	C
	In.	mm.		
5	.462	11.73	.3125-28 UN-2A	.3125-28 UN-2B
6	.525	10.80	.3750-28 UN-2A	.3750-28 UN-2B
7	.588	14.94	.4375-28 UNEF-2A	.4375-28 UNEF-2B
8	.650	16.51	.5000-32 UN-2A	.5000-32 UN-2B
9	.713	18.11	.5625-32 UN-2A	.5625-32 UN-2B
10	.838	21.29	.6250-32 UN-2A	.6250-32 UN-2B
12	.900	22.86	.7500-28 UN-2A	.7500-28 UN-2B

## MATERIALS AND FINISHES

Cover	Aluminum alloy per ASTM B211, or stainless steel per AMS-QQ-S-763
Gasket	Silicone rubber
Wire, Hardware	Stainless steel, passivated

## LANYARD OPTIONS

 <b>Nylon Rope</b>	-55° to +100°C., black, very flexible, very good abrasion resistance, good resistance to fuels, .120" (3mm) diameter
 <b>Polyurethane Coated Wire Rope</b>	Black polyurethane over stainless steel rope, -55° to +125°C., very flexible, excellent abrasion resistance, excellent resistance to fuels, .080" (2mm) diameter
 <b>Teflon® Jacketed Wire Rope</b>	Translucent FEP jacket over stainless steel, -55° to +200°C., fair flexibility, good abrasion resistance, .100" diameter
 <b>Sash Chain</b>	Stainless steel, #8 chain, .240" (6mm)
 <b>Slip Knot (SK)</b> for Attaching Covers to Cable	55° to +100°C., black, very flexible, very good abrasion resistance, good resistance to fuels, .120" (3mm) diameter. Length includes .5" (13mm) diameter loop.

Dimensions in inches (millimeters) and are subject to change without notice.



## Стандарт Электрон Связь

Мы молодая и активно развивающаяся компания в области поставок электронных компонентов. Мы поставляем электронные компоненты отечественного и импортного производства напрямую от производителей и с крупнейших складов мира.

Благодаря сотрудничеству с мировыми поставщиками мы осуществляем комплексные и плановые поставки широчайшего спектра электронных компонентов.

Собственная эффективная логистика и склад в обеспечивает надежную поставку продукции в точно указанные сроки по всей России.

Мы осуществляем техническую поддержку нашим клиентам и предпродажную проверку качества продукции. На все поставляемые продукты мы предоставляем гарантию .

Осуществляем поставки продукции под контролем ВП МО РФ на предприятия военно-промышленного комплекса России , а также работаем в рамках 275 ФЗ с открытием отдельных счетов в уполномоченном банке. Система менеджмента качества компании соответствует требованиям ГОСТ ISO 9001.

Минимальные сроки поставки, гибкие цены, неограниченный ассортимент и индивидуальный подход к клиентам являются основой для выстраивания долгосрочного и эффективного сотрудничества с предприятиями радиоэлектронной промышленности, предприятиями ВПК и научно-исследовательскими институтами России.

С нами вы становитесь еще успешнее!

### Наши контакты:

**Телефон:** +7 812 627 14 35

**Электронная почта:** [sales@st-electron.ru](mailto:sales@st-electron.ru)

**Адрес:** 198099, Санкт-Петербург,  
Промышленная ул, дом № 19, литера Н,  
помещение 100-Н Офис 331