

# Low Frequency Transistor (−32V, −0.8A)

## 2SB1197K

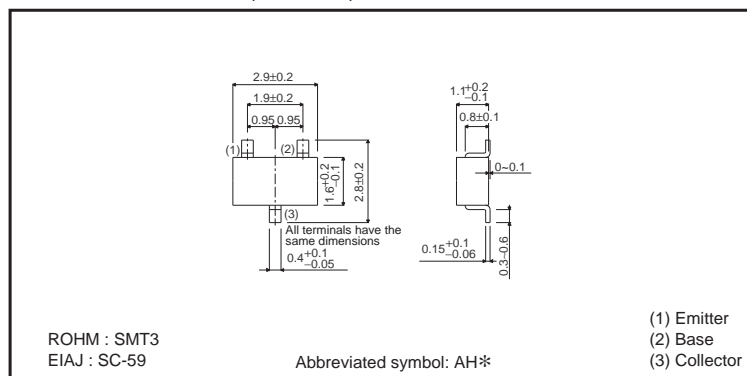
### ●Features

- 1) Low  $V_{CE(sat)}$ .  
 $V_{CE(sat)} \leq -0.5V$   
 $(I_c / I_B = -0.5A / -50mA)$
- 2)  $I_c = -0.8A$ .
- 3) Complements the 2SD1781K.

### ●Structure

Epitaxial planar type  
 PNP silicon transistor

### ●External dimensions (Unit : mm)



\* Denotes  $h_{FE}$

### ●Absolute maximum ratings (Ta=25°C)

Parameter	Symbol	Limits	Unit
Collector-base voltage	$V_{CBO}$	−40	V
Collector-emitter voltage	$V_{CEO}$	−32	V
Emitter-base voltage	$V_{EBO}$	−5	V
Collector current	$I_c$	−0.8	A
Collector power dissipation	$P_c$	0.2	W
Junction temperature	$T_j$	150	°C
Storage temperature	$T_{stg}$	−55 to 150	°C

### ●Electrical characteristics (Ta=25°C)

Parameter	Symbol	Min.	Typ.	Max.	Unit	Conditions
Collector-base breakdown voltage	$BV_{CBO}$	−40	−	−	V	$I_c = -50\mu A$
Collector-emitter breakdown voltage	$BV_{CEO}$	−32	−	−	V	$I_c = -1mA$
Emitter-base breakdown voltage	$BV_{EBO}$	−5	−	−	V	$I_E = -50\mu A$
Collector cutoff current	$I_{CBO}$	−	−	−0.5	$\mu A$	$V_{CB} = -20V$
Emitter cutoff current	$I_{EBO}$	−	−	−0.5	$\mu A$	$V_{EB} = -4V$
Collector-emitter saturation voltage	$V_{CE(sat)}$	−	−	−0.5	V	$I_c / I_B = -0.5A / -50mA$
DC current transfer ratio	$h_{FE}$	120	−	390	−	$V_{CE} = -3V, I_c = -100mA$
Transition frequency	$f_T$	−	200	−	MHz	$V_{CE} = -5V, I_E = 50mA, f = 100MHz$
Output capacitance	$C_{ob}$	−	12	30	pF	$V_{CB} = -10V, I_E = 0A, f = 1MHz$

Transistors

●Packaging specifications and  $h_{FE}$

Type	$h_{FE}$	Package	Taping
		Code	T146
		Basic ordering unit (pieces)	3000
2SB1197K	QR		○

$h_{FE}$  values are classified as follows :

Item	Q	R
$h_{FE}$	120 to 270	180 to 390

●Electrical characteristic curves

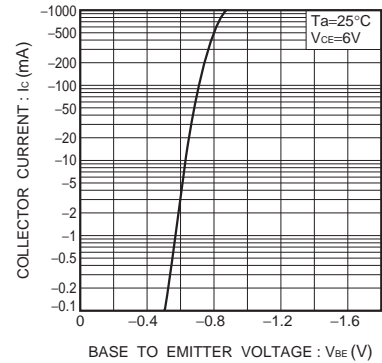


Fig.1 Grounded emitter propagation characteristics

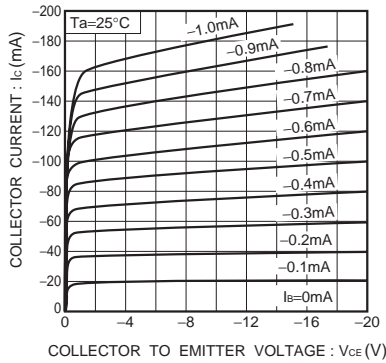


Fig.2 Grounded emitter output characteristics ( I )

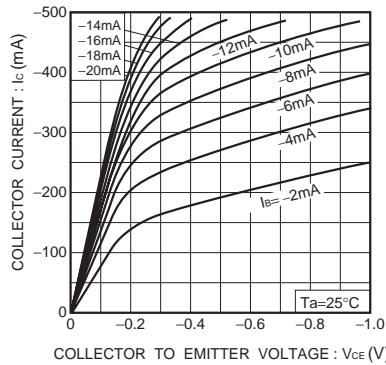


Fig.3 Grounded emitter output characteristics ( II )

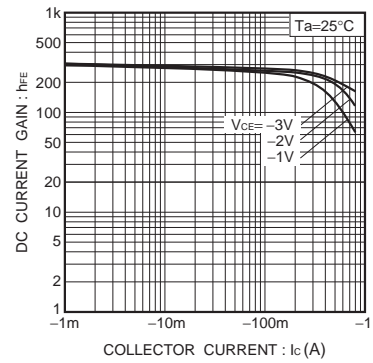


Fig.4 DC current gain vs. collector current

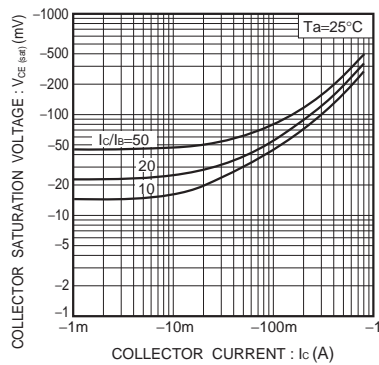


Fig.5 Collector-emitter saturation voltage vs. collector current

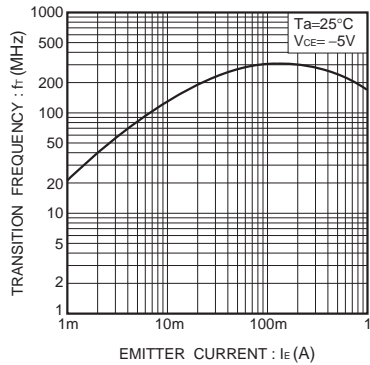


Fig.6 Gain bandwidth product vs. emitter current

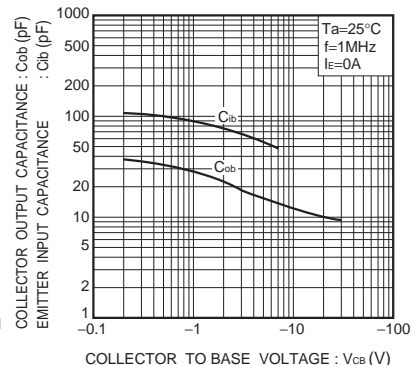


Fig.7 Collector output capacitance vs. collector-base voltage  
Emitter input capacitance vs. emitter-base voltage

### Notes

- No technical content pages of this document may be reproduced in any form or transmitted by any means without prior permission of ROHM CO.,LTD.
- The contents described herein are subject to change without notice. The specifications for the product described in this document are for reference only. Upon actual use, therefore, please request that specifications to be separately delivered.
- Application circuit diagrams and circuit constants contained herein are shown as examples of standard use and operation. Please pay careful attention to the peripheral conditions when designing circuits and deciding upon circuit constants in the set.
- Any data, including, but not limited to application circuit diagrams information, described herein are intended only as illustrations of such devices and not as the specifications for such devices. ROHM CO.,LTD. disclaims any warranty that any use of such devices shall be free from infringement of any third party's intellectual property rights or other proprietary rights, and further, assumes no liability of whatsoever nature in the event of any such infringement, or arising from or connected with or related to the use of such devices.
- Upon the sale of any such devices, other than for buyer's right to use such devices itself, resell or otherwise dispose of the same, no express or implied right or license to practice or commercially exploit any intellectual property rights or other proprietary rights owned or controlled by
- ROHM CO., LTD. is granted to any such buyer.
- Products listed in this document are no antiradiation design.

The products listed in this document are designed to be used with ordinary electronic equipment or devices (such as audio visual equipment, office-automation equipment, communications devices, electrical appliances and electronic toys).

Should you intend to use these products with equipment or devices which require an extremely high level of reliability and the malfunction of which would directly endanger human life (such as medical instruments, transportation equipment, aerospace machinery, nuclear-reactor controllers, fuel controllers and other safety devices), please be sure to consult with our sales representative in advance.

#### About Export Control Order in Japan

Products described herein are the objects of controlled goods in Annex 1 (Item 16) of Export Trade Control Order in Japan.

In case of export from Japan, please confirm if it applies to "objective" criteria or an "informed" (by MITI clause) on the basis of "catch all controls for Non-Proliferation of Weapons of Mass Destruction.



## Стандарт Электрон Связь

Мы молодая и активно развивающаяся компания в области поставок электронных компонентов. Мы поставляем электронные компоненты отечественного и импортного производства напрямую от производителей и с крупнейших складов мира.

Благодаря сотрудничеству с мировыми поставщиками мы осуществляем комплексные и плановые поставки широчайшего спектра электронных компонентов.

Собственная эффективная логистика и склад в обеспечивает надежную поставку продукции в точно указанные сроки по всей России.

Мы осуществляем техническую поддержку нашим клиентам и предпродажную проверку качества продукции. На все поставляемые продукты мы предоставляем гарантию .

Осуществляем поставки продукции под контролем ВП МО РФ на предприятия военно-промышленного комплекса России , а также работаем в рамках 275 ФЗ с открытием отдельных счетов в уполномоченном банке. Система менеджмента качества компании соответствует требованиям ГОСТ ISO 9001.

Минимальные сроки поставки, гибкие цены, неограниченный ассортимент и индивидуальный подход к клиентам являются основой для выстраивания долгосрочного и эффективного сотрудничества с предприятиями радиоэлектронной промышленности, предприятиями ВПК и научно-исследовательскими институтами России.

С нами вы становитесь еще успешнее!

### Наши контакты:

**Телефон:** +7 812 627 14 35

**Электронная почта:** [sales@st-electron.ru](mailto:sales@st-electron.ru)

**Адрес:** 198099, Санкт-Петербург,  
Промышленная ул, дом № 19, литера Н,  
помещение 100-Н Офис 331