

Description

The 1210L Series PTC provides surface mount overcurrent protection for applications where space is at a premium and resettable protection is desired.



Features

- RoHS compliant, lead-free and halogen-free
- Fast response to fault currents
- Compact design saves board space
- Low resistance
- Low-profile
- Compatible with high temperature solders



Applications

- USB peripherals
- Disk drives
- CD-ROMs
- PC motherboards - plug and play protection
- Mobile phones - battery and port protection
- PDAs / digital cameras
- Game console port protection

Agency Approvals

AGENCY	AGENCY FILE NUMBER
	E183209
	R50119118

Electrical Characteristics

Part Number	Marking	I _{hold} (A)	I _{trip} (A)	V _{max} (Vdc)	I _{max} (A)	P _d typ. (W)	Maximum Time To Trip		Resistance		Agency Approvals	
							Current (A)	Time (Sec.)	R _{min} (Ω)	R _{1max} (Ω)		
1210L005	A	0.05	0.15	30	10	0.60	0.25	1.50	3.600	50.00	X	X
1210L010	B	0.10	0.30	30	10	0.60	0.50	1.50	1.600	15.00	X	X
1210L020	C	0.20	0.40	30	10	0.60	8.00	0.02	0.800	5.000	X	X
1210L035	E	0.35	0.70	6	100	0.60	8.00	0.20	0.320	1.300	X	X
1210L050	F	0.50	1.00	13.2	100	0.60	8.00	0.05	0.250	0.900	X	X
1210L075	G	0.75	1.50	6	100	0.60	8.00	0.10	0.130	0.400	X	X
1210L075/24	G2	0.75	1.50	24	100	0.60	8.00	0.10	0.130	0.400	X	X
1210L110TH	H	1.10	2.20	8	100	0.60	8.00	0.10	0.060	0.210	X	X
1210L150TH	K	1.50	3.00	6	100	0.80	8.00	0.30	0.040	0.110	X	X
1210L175	V	1.75	3.50	6	100	0.80	8.00	0.60	0.020	0.080	X	X
1210L200	L	2.00	4.00	6	100	0.80	8.00	1.00	0.015	0.070	X	X

I_{hold} = Hold current: maximum current device will pass without tripping in 20°C still air.

I_{trip} = Trip current: minimum current at which the device will trip in 20°C still air.

V_{max} = Maximum voltage device can withstand without damage at rated current (I_{max})

I_{max} = Maximum fault current device can withstand without damage at rated voltage (V_{max})

P_d = Power dissipated from device when in the tripped state at 20°C still air.

R_{min} = Minimum resistance of device in initial (un-soldered) state.

R_{typ} = Typical resistance of device in initial (un-soldered) state.

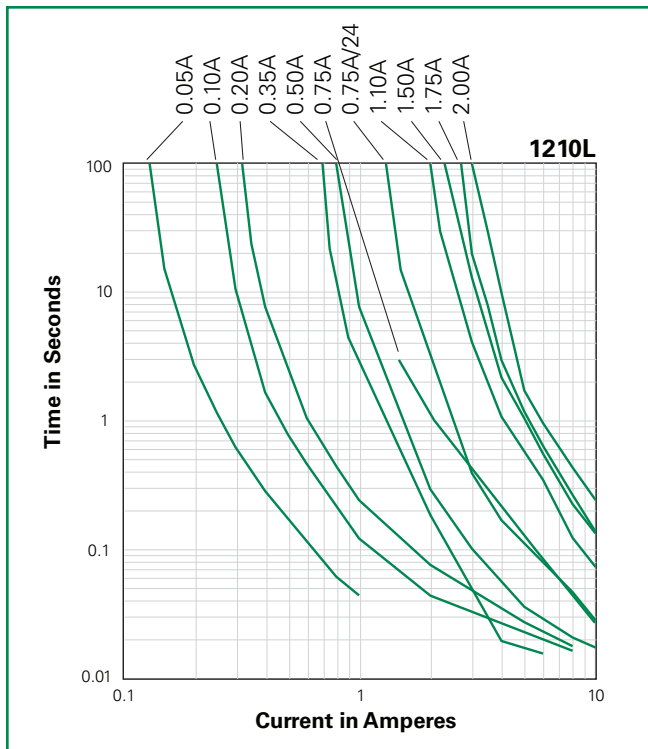
R_{1max} = Maximum resistance of device at 20°C measured one hour after tripping or reflow soldering of 260°C for 20 sec.

Caution: Operation beyond the specified rating may result in damage and possible arcing and flame.

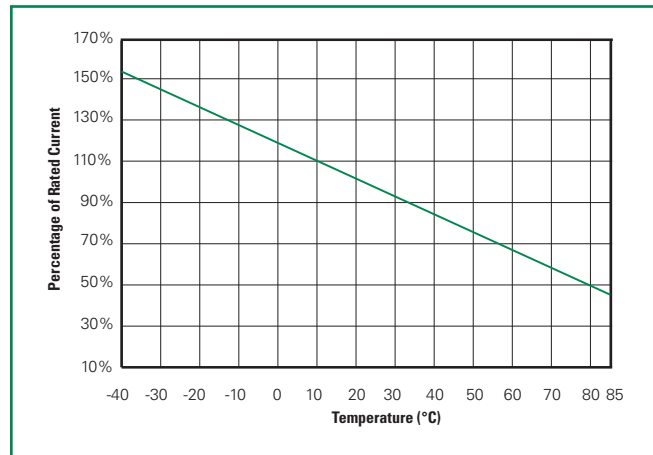
Temperature Derating

Part Number	Ambient Operation Temperature								
	-40°C	-20°C	0°C	20°C	40°C	50°C	60°C	70°C	85°C
1210L005	0.08	0.07	0.06	0.05	0.04	0.04	0.03	0.03	0.02
1210L010	0.16	0.14	0.12	0.10	0.08	0.07	0.06	0.05	0.03
1210L020	0.29	0.26	0.22	0.20	0.16	0.14	0.13	0.11	0.08
1210L035	0.47	0.45	0.40	0.35	0.33	0.28	0.24	0.21	0.18
1210L050	0.76	0.67	0.58	0.50	0.43	0.40	0.36	0.32	0.28
1210L075	1.00	0.97	0.86	0.75	0.64	0.59	0.54	0.48	0.40
1210L075/24	1.13	1.00	0.88	0.75	0.61		0.47	0.41	0.35
1210L110TH	1.69	1.48	1.29	1.10	0.88	0.76	0.65	0.57	0.43
1210L150TH	2.13	1.92	1.71	1.50	1.26	1.14	1.01	0.89	0.71
1210L175	2.42	2.22	1.98	1.75	1.52	1.35	1.23	1.05	0.84
1210L200	2.60	2.44	2.35	2.00	1.78	1.67	1.50	1.45	1.10

Average Time Current Curves



Temperature Derating Curve



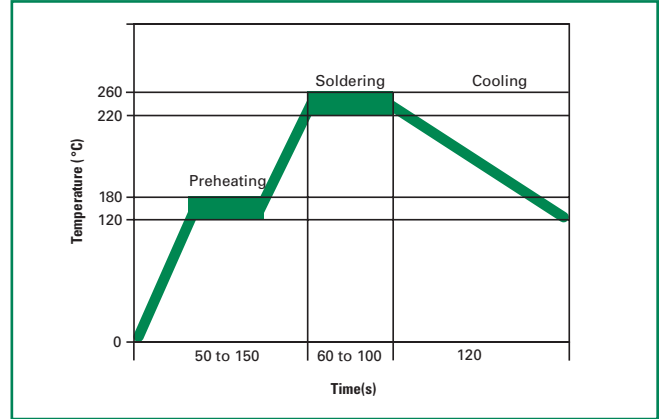
The average time current curves and Temperature Derating curve performance is affected by a number of variables, and these curves provided as guidance only. Customer must verify the performance in their application.

Soldering Parameters

Condition	Reflow
Peak Temp/ Duration Time	260°C / 10 Sec
Time above liquids (TAL) 220°C	60 Sec ~ 100 Sec
Preheat 120°C~ 180°C	50 Sec ~ 150 Sec
Storage Condition	0°C~35°C, ≤70%RH

- Recommended reflow methods: IR, vapor phase oven, hot air oven, N₂ environment for lead-free
- Recommended maximum paste thickness is 0.25mm (0.010 inch)
- Devices can be cleaned using standard industry methods and solvents.

Note: If reflow temperatures exceed the recommended profile, devices may not meet the performance requirements.



Physical Specifications

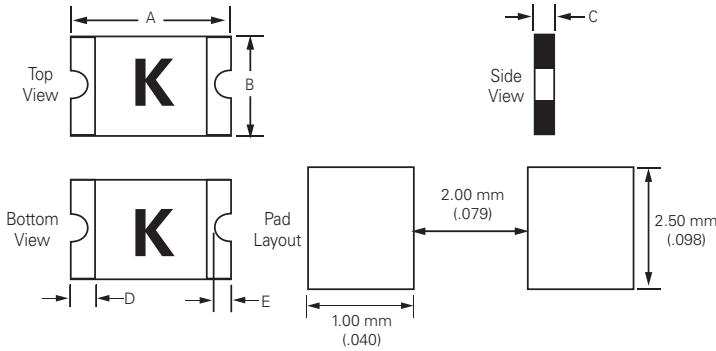
Terminal Material	Solder-Plated Copper (Solder Material: Matte Tin (Sn))
Lead Solderability	Meets EIA Specification RS186-9E, ANSI/J-STD-002 Category 3.

Environmental Specifications

Operating/Storage Temperature	-40°C to +85°C
Maximum Device Surface Temperature in Tripped State	125°C
Passive Aging	+85°C, 1000 hours -/+5% typical resistance change
Humidity Aging	+85°C, 85, R.H., 1000 hours -/+5% typical resistance change
Thermal Shock	MIL-STD-202, Method 107G +85°C/-40°C, 20 times -30% typical resistance change
Solvent Resistance	MIL-STD-202, Method 215 No change
Vibration	MIL-STD-883C, Method 2007.1, Condition A No change
Moisture Level Sensitivity	Level 1, J-STD-020C

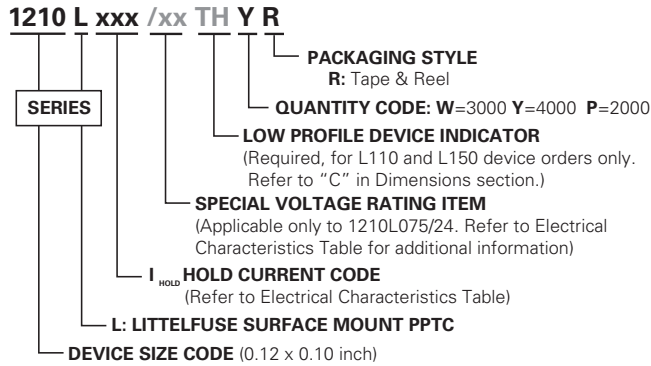
Dimensions

MARKING CODE VARIES
WITH AMPERAGE RATING
(See Electrical Characteristics Table)
SHOWN IS 1.5AMP RATING



Part Number	A				B				C				D				E			
	Inches		mm		Inches		mm		Inches		mm		Inches		mm		Inches		mm	
	Min	Max	Min	Max	Min	Max	Min	Max	Min	Max	Min	Max	Min	Max	Min	Max	Min	Max	Min	Max
1210L005	0.12	0.14	3.0	3.43	0.09	0.11	2.35	2.80	0.03	0.05	0.75	1.25	0.01	0.03	0.25	0.75	0.008	0.02	0.1	0.5
1210L010	0.12	0.14	3.0	3.43	0.09	0.11	2.35	2.80	0.03	0.05	0.75	1.25	0.01	0.03	0.25	0.75	0.008	0.02	0.1	0.5
1210L020	0.12	0.14	3.0	3.43	0.09	0.11	2.35	2.80	0.02	0.04	0.60	1.00	0.01	0.03	0.25	0.75	0.008	0.02	0.1	0.5
1210L035	0.12	0.14	3.0	3.43	0.09	0.11	2.35	2.80	0.02	0.03	0.50	0.85	0.01	0.03	0.25	0.75	0.008	0.02	0.1	0.5
1210L050	0.12	0.14	3.0	3.43	0.09	0.11	2.35	2.80	0.02	0.03	0.50	0.85	0.01	0.03	0.25	0.75	0.008	0.02	0.1	0.5
1210L075	0.12	0.14	3.0	3.43	0.09	0.11	2.35	2.80	0.02	0.03	0.50	0.85	0.01	0.03	0.25	0.75	0.008	0.02	0.1	0.5
1210L075/24	0.12	0.14	3.0	3.43	0.09	0.11	2.35	2.80	0.05	0.07	1.20	1.80	0.01	0.03	0.25	0.75	0.004	0.02	0.1	0.5
1210L110TH	0.12	0.14	3.0	3.43	0.09	0.11	2.35	2.80	0.04	0.05	0.30	0.71	0.01	0.03	0.25	0.75	0.008	0.02	0.1	0.5
1210L150TH	0.12	0.14	3.0	3.43	0.09	0.11	2.35	2.80	0.03	0.07	0.75	1.07	0.01	0.03	0.25	0.75	0.008	0.02	0.1	0.5
1210L175	0.12	0.14	3.0	3.43	0.09	0.11	2.35	2.80	0.02	0.04	0.60	1.00	0.01	0.03	0.25	0.75	0.008	0.02	0.1	0.5
1210L200	0.12	0.14	3.0	3.43	0.09	0.11	2.35	2.80	0.03	0.06	0.80	1.60	0.01	0.03	0.25	0.75	0.008	0.02	0.1	0.5

Part Ordering Number System



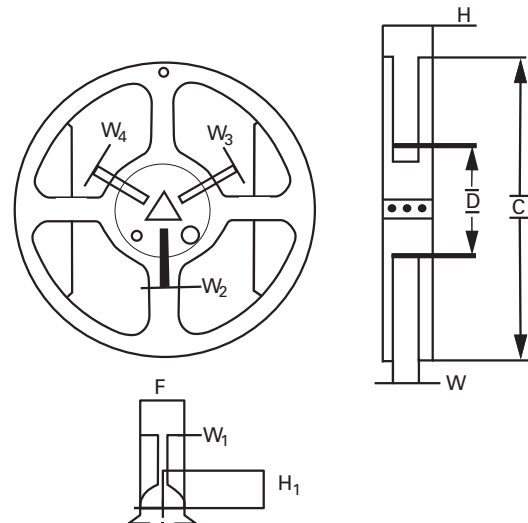
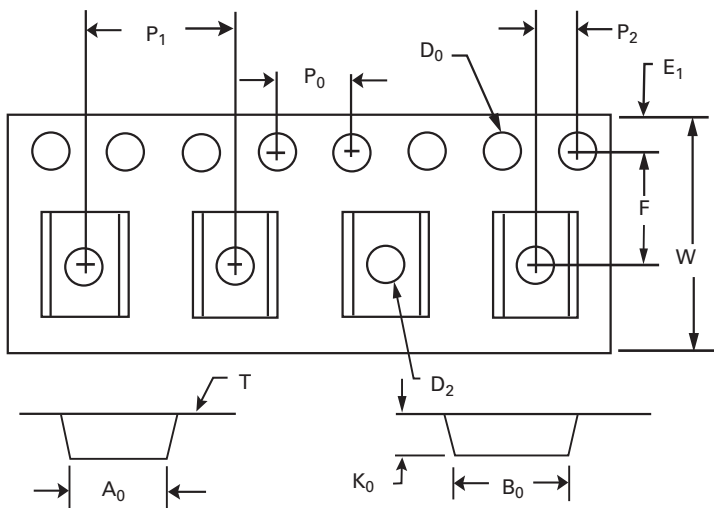
Packaging Options

Part Number	Ordering Number	Halogen Free	I _{hold} (A)	I _{hold} Code	Packaging Option	Quantity	Quantity & Packaging Codes
1210L005	1210L005WR	Yes	0.05	005	Tape and Reel	3000	WR
1210L010	1210L010WR	Yes	0.10	010	Tape and Reel	3000	WR
1210L020	1210L020WR	Yes	0.20	020	Tape and Reel	3000	WR
1210L035	1210L035YR	Yes	0.35	035	Tape and Reel	4000	YR
1210L050	1210L050YR	Yes	0.50	050	Tape and Reel	4000	YR
1210L075	1210L075YR	Yes	0.75	075	Tape and Reel	4000	YR
1210L075/24	1210L075/24PR	Yes	0.75	075	Tape and Reel	2000	PR
1210L110TH	1210L110THYR	Yes	1.10	110	Tape and Reel	4000	YR
1210L150TH	1210L150THWR	Yes	1.50	150	Tape and Reel	3000	WR
1210L175	1210L175WR	Yes	1.75	175	Tape and Reel	3000	WR
1210L200	1210L200PR	Yes	2.00	200	Tape and Reel	2000	PR

Tape and Reel Specifications

TAPE SPECIFICATIONS: EIA-481-1 (mm)			
	Packaging Code "YR": 1210L035 1210L050 1210L075 1210L110TH	Packaging Code "WR": 1210L005 1210L010 1210L020 1210L150TH 1210L175	Packaging Code "PR": 1210L075/24 1210L200
W	8.0+/-0.30	8.0+/-0.30	8.0+/-0.30
F	3.5+/-0.05	3.5+/-0.05	3.5+/-0.05
E₁	1.75+/-0.10	1.75+/-0.10	1.75+/-0.10
D₀	1.55+/-0.05	1.55+/-0.05	1.55+/-0.05
D₁	1.0 (min)	1.0 (min)	1.0 (min)
P₀	4.0+/-0.10	4.0+/-0.10	4.0+/-0.10
P₁	4.0+/-0.10	4.0+/-0.10	4.0+/-0.10
P₂	2.0+/-0.05	2.0+/-0.05	2.0+/-0.05
A₀	2.82+/-0.10	2.82+/-0.10	2.67+/-0.10
B₀	3.46+/-0.10	3.46+/-0.10	3.36+/-0.10
T	0.25+/-0.10	0.25+/-0.10	0.25+/-0.10
K₀	1.00+/-0.10	1.30+/-0.10	1.65+/-0.10
Leader min.	390	390	390
Trailer min.	160	160	160

REEL DIMENSIONS: EIA-481-1 (mm)	
H	12.0+/-0.05
W	9.0+/-0.5
D	Ø 60+0.5
F	Ø 13.0+/-0.2
C	Ø 178+/-1.0
H₁	11+/-0.5
W₁	2.2+/-0.5
W₂	3.0+0.5
W₃	4.0+0.5
W₄	5.5+0.5





Стандарт Электрон Связь

Мы молодая и активно развивающаяся компания в области поставок электронных компонентов. Мы поставляем электронные компоненты отечественного и импортного производства напрямую от производителей и с крупнейших складов мира.

Благодаря сотрудничеству с мировыми поставщиками мы осуществляем комплексные и плановые поставки широчайшего спектра электронных компонентов.

Собственная эффективная логистика и склад в обеспечивает надежную поставку продукции в точно указанные сроки по всей России.

Мы осуществляем техническую поддержку нашим клиентам и предпродажную проверку качества продукции. На все поставляемые продукты мы предоставляем гарантию .

Осуществляем поставки продукции под контролем ВП МО РФ на предприятия военно-промышленного комплекса России , а также работаем в рамках 275 ФЗ с открытием отдельных счетов в уполномоченном банке. Система менеджмента качества компании соответствует требованиям ГОСТ ISO 9001.

Минимальные сроки поставки, гибкие цены, неограниченный ассортимент и индивидуальный подход к клиентам являются основой для выстраивания долгосрочного и эффективного сотрудничества с предприятиями радиоэлектронной промышленности, предприятиями ВПК и научно-исследовательскими институтами России.

С нами вы становитесь еще успешнее!

Наши контакты:

Телефон: +7 812 627 14 35

Электронная почта: sales@st-electron.ru

Адрес: 198099, Санкт-Петербург,
Промышленная ул, дом № 19, литера Н,
помещение 100-Н Офис 331