



■ Features :

- Universal AC input / Full range
- Protections: Short circuit / Over current / Over voltage
- Built-in active PFC function
- Cooling by free air convection
- Class 2 power unit
- Output current level adjustable
- 100% full load burn-in test
- High reliability
- Suitable for built-in applications of LED lighting
- 2 years warranty

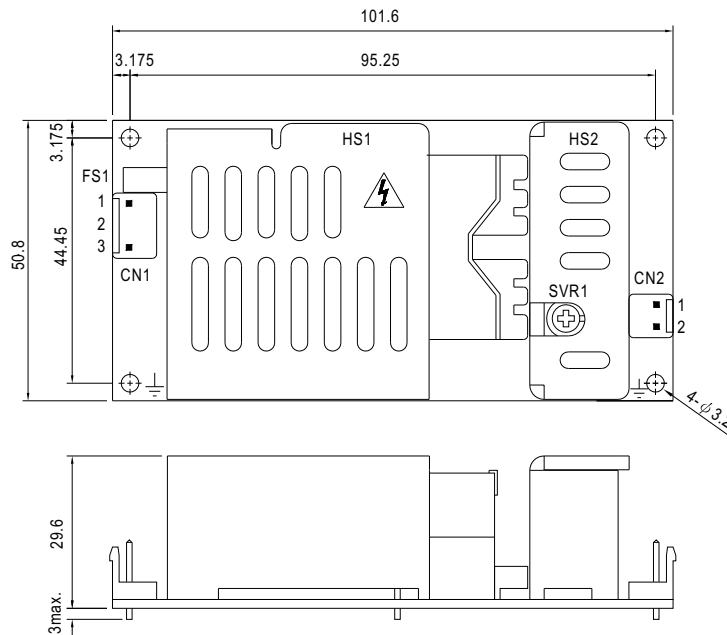


SPECIFICATION

| MODEL | PLP-60-12 | PLP-60-24 | PLP-60-48 | |
|--------------|--|--|--------------|---|
| OUTPUT | DC VOLTAGE | 12V | 24V | 48V |
| | CONSTANT CURRENT OPERATION VOLTAGE <small>Note.5</small> | 9 ~ 12V | 18 ~ 24V | 36 ~ 48V |
| | RATED CURRENT | 5A | 2.5A | 1.3A |
| | CURRENT RANGE | 0 ~ 5A | 0 ~ 2.5A | 0 ~ 1.3A |
| | RATED POWER | 60W | 60W | 62.4W |
| | RIPPLE & NOISE (max.) <small>Note.2</small> | 4.5Vp-p | 4.5Vp-p | 4.8Vp-p |
| | CURRENT ADJ. RANGE | 3.75 ~ 5A | 1.875 ~ 2.5A | 0.975 ~ 1.3A |
| | VOLTAGE TOLERANCE <small>Note.3</small> | ±10% | | |
| | LINE REGULATION | ±3.0% | | |
| | LOAD REGULATION | ±5.0% | | |
| SETUP TIME | 1000ms / 230VAC 2000ms / 115VAC at full load | | | |
| INPUT | VOLTAGE RANGE <small>Note.4</small> | 90 ~ 264VAC | | |
| | FREQUENCY RANGE | 47 ~ 63Hz | | |
| | POWER FACTOR (Typ.) | PF ≥ 0.9 at 75 ~ 100% load, 115VAC / 230VAC | | |
| | EFFICIENCY (Typ.) | 84% | 88% | 89% |
| | AC CURRENT (Typ.) | 0.8A/115VAC 0.4A/230VAC | | |
| | INRUSH CURRENT (max.) | 42A/230VAC | | |
| | LEAKAGE CURRENT | <0.75mA / 240VAC | | |
| PROTECTION | OVER CURRENT <small>Note.5</small> | 100 ~ 110% Protection type : Constant current limiting, recovers automatically after fault condition is removed | | |
| | SHORT CIRCUIT | Protection type : Hiccup mode, recovers automatically after fault condition is removed | | |
| | OVER VOLTAGE | 15 ~ 18V | 28 ~ 35V | 57 ~ 63V Protection type : Shut down o/p voltage, re-power on to recover |
| ENVIRONMENT | WORKING TEMP. | -30 ~ +70°C (Refer to "Derating Curve") | | |
| | WORKING HUMIDITY | 20 ~ 95% RH non-condensing | | |
| | STORAGE TEMP., HUMIDITY | -40 ~ +80°C, 10 ~ 95% RH | | |
| | TEMP. COEFFICIENT | ±0.03%/°C (0 ~ 50°C) | | |
| | VIBRATION | 10 ~ 500Hz, 2G 12min./1cycle, period for 72min. each along X, Y, Z axes | | |
| SAFETY & EMC | SAFETY STANDARDS | UL8750, TUV EN61347-1, EN61347-2-13, CSA C22.2 No. 250.0-08(except for 48V) approved ; design refer to UL60950-1 | | |
| | WITHSTAND VOLTAGE | I/P-O/P:3.75KVAC I/P-FG:1.88KVAC O/P-FG:0.5KVAC | | |
| | ISOLATION RESISTANCE | I/P-O/P, I/P-FG, O/P-FG:100M Ohms / 500VDC / 25°C / 70% RH | | |
| | EMC EMISSION | Compliance to EN55015, EN61000-3-2 Class C(≥ 75% load); EN61000-3-3 | | |
| OTHERS | EMC IMMUNITY | Compliance to EN61000-4-2,3,4,5,6,8,11, EN55024,EN61547, light industry level, criteria A | | |
| | MTBF | 583.3Khrs min. MIL-HDBK-217F (25°C) | | |
| | DIMENSION | 101.6*50.8*29.6mm (L*W*H) | | |
| NOTE | PACKING | 0.16Kg; 96pcs/16.4Kg/0.89CUFT | | |
| | <p>1. All parameters NOT specially mentioned are measured at 230VAC input, rated load and 25°C of ambient temperature. 2. Ripple & noise are measured at 20MHz of bandwidth by using a 12" twisted pair-wire terminated with a 0.1uf & 47uf parallel capacitor. 3. Tolerance : includes set up tolerance, line regulation and load regulation. 4. Derating may be needed under low input voltage. Please check the static characteristics for more details. 5. Constant current operation region is within 75% ~100% rated output voltage. This is the suitable operation region for LED related applications, but please reconfirm special electrical requirements for some specific system design. 6. Heat sink HS1,HS2 can not be shorted. 7. Heat sink HS1 must have safety isolation distance with system case. 8. The power supply is considered as a component that will be operated in combination with final equipment. Since EMC performance will be affected by the complete installation, the final equipment manufacturers must re-qualify EMC Directive on the complete installation again. 9. Direct connecting to LEDs is suggested, but is not suitable for using additional drivers.</p> | | | |

Mechanical Specification

Unit:mm



AC Input Connector (CN1) : JST B3P-VH or equivalent

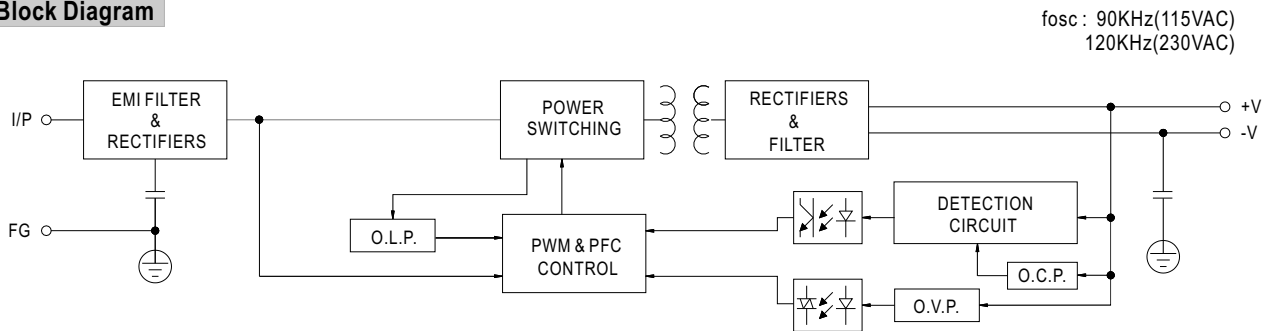
| Pin No. | Assignment | Mating Housing | Terminal |
|---------|------------|-----------------------|--------------------------------|
| 1 | AC/L | JST VHR or equivalent | JST SVH-21T-P1.1 or equivalent |
| 2 | No Pin | | |
| 3 | AC/N | | |

DC Output Connector (CN2) : JST B2P-VH or equivalent

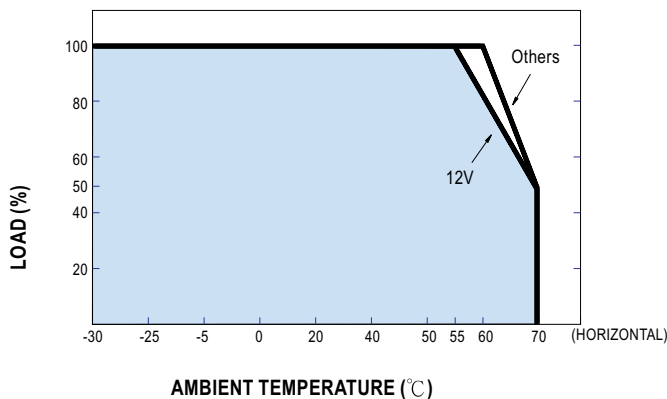
| Pin No. | Assignment | Mating Housing | Terminal |
|---------|------------|-----------------------|--------------------------------|
| 1 | +V | JST VHR or equivalent | JST SVH-21T-P1.1 or equivalent |
| 2 | -V | | |

⊥ : Grounding required

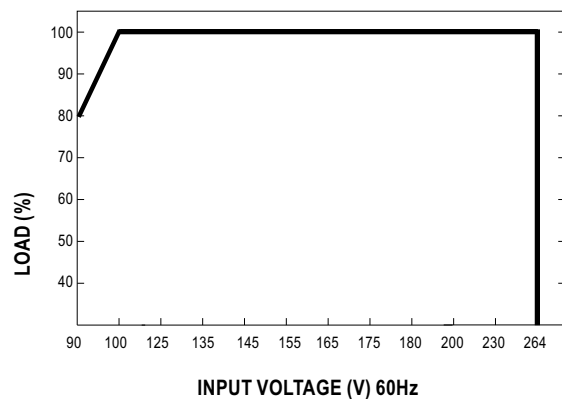
Block Diagram



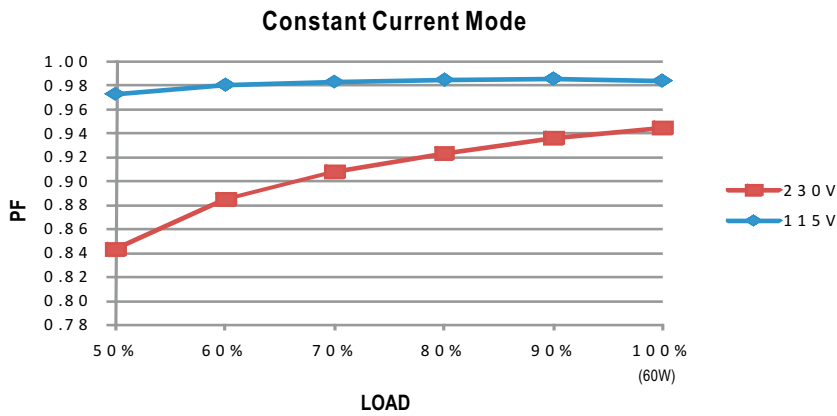
Derating Curve



Static Characteristics

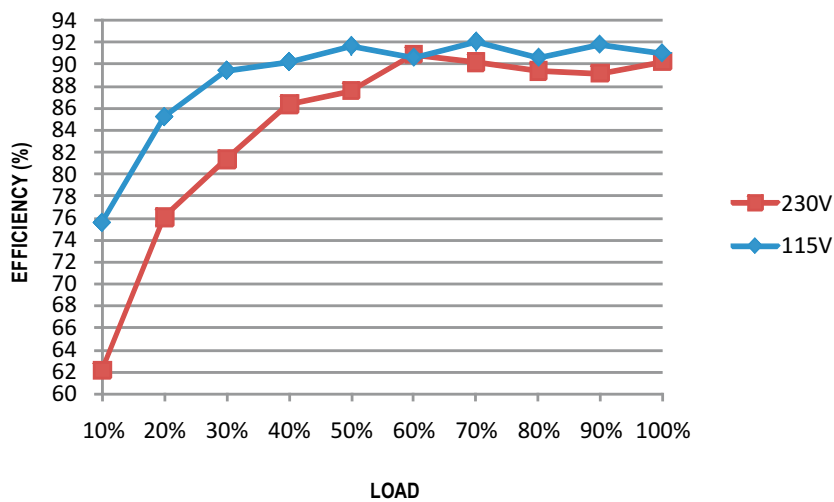


Power Factor Characteristic



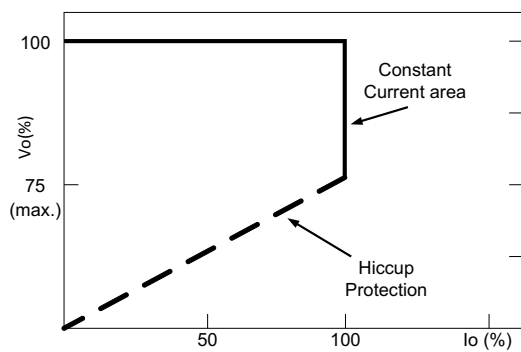
EFFICIENCY vs LOAD (48V Model)

PLP-60 series possess superior working efficiency that up to 89% can be reached in field applications.



DRIVING METHODS OF LED MODULE

This LED power supply is suggested to work in constant current mode area (CC) to drive the LEDs.



Typical LED power supply I-V curve



Стандарт Электрон Связь

Мы молодая и активно развивающаяся компания в области поставок электронных компонентов. Мы поставляем электронные компоненты отечественного и импортного производства напрямую от производителей и с крупнейших складов мира.

Благодаря сотрудничеству с мировыми поставщиками мы осуществляем комплексные и плановые поставки широчайшего спектра электронных компонентов.

Собственная эффективная логистика и склад в обеспечивает надежную поставку продукции в точно указанные сроки по всей России.

Мы осуществляем техническую поддержку нашим клиентам и предпродажную проверку качества продукции. На все поставляемые продукты мы предоставляем гарантию .

Осуществляем поставки продукции под контролем ВП МО РФ на предприятия военно-промышленного комплекса России , а также работаем в рамках 275 ФЗ с открытием отдельных счетов в уполномоченном банке. Система менеджмента качества компании соответствует требованиям ГОСТ ISO 9001.

Минимальные сроки поставки, гибкие цены, неограниченный ассортимент и индивидуальный подход к клиентам являются основой для выстраивания долгосрочного и эффективного сотрудничества с предприятиями радиоэлектронной промышленности, предприятиями ВПК и научно-исследовательскими институтами России.

С нами вы становитесь еще успешнее!

Наши контакты:

Телефон: +7 812 627 14 35

Электронная почта: sales@st-electron.ru

Адрес: 198099, Санкт-Петербург,
Промышленная ул, дом № 19, литера Н,
помещение 100-Н Офис 331