



# Military COTS 270V<sub>IN</sub> Filter

**M-FIAM3**

Example Model Number **M-FIAM3M21**

Actual size:  
2.28 x 2.2 x 0.5in  
[57,9 x 55,9 x 12,7mm]

## Input Attenuator Module

### Features & Benefits

- EMI filtering: MIL-STD-461E <sup>[b]</sup>
- Transient protection: MIL-STD-704E/F
- Environments: MIL-STD-810, MIL-STD-202
- Environmental stress screening
- Low-profile mounting options
- Output current up to 3A
- Mini-sized package
- Inrush current limiting

### Product Highlights

The M-FIAM3 is a DC front-end module that provides EMI filtering and transient protection. The M-FIAM3 enables designers using Vicor Maxi, Mini, Micro Series 300V DC-DC converters to meet conducted emission/ conducted susceptibility per MIL-STD-461E; and input transients per MIL-STD-704E/F. The M-FIAM3 accepts an input voltage of 180 – 375V<sub>DC</sub> and delivers output current up to 3A.

M-FIAM3 is housed in an industry-standard “half-brick” module measuring 2.28 x 2.2 x 0.5in and depending upon model selected, may be mounted onboard or inboard for height-critical applications.

### Compatible Products

- Maxi, Mini, Micro Series 300V Input DC-DC converters

### Absolute Maximum Rating

Parameter	Rating	Unit	Notes
+IN to -IN	375	V <sub>DC</sub>	Continuous
	400	V <sub>DC</sub>	100ms
Mounting torque	5 [0.57]	in·lbs [N·m]	6 each, #4-40 or M3
Pin Soldering temperature	500 [260]	°F [°C]	<5sec; wave solder
	750 [390]	°F [°C]	<7sec; hand solder

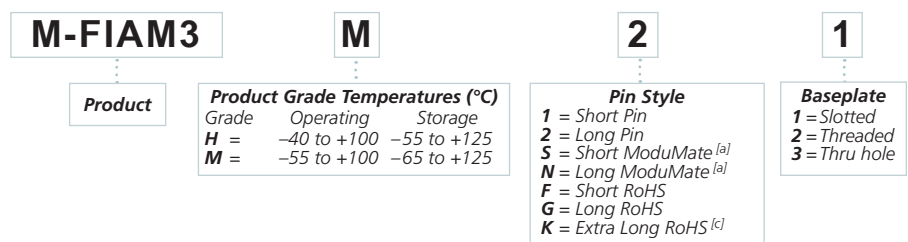
### Thermal Resistance and Capacity

Parameter	Min	Typ	Max	Unit
Baseplate to sink				
flat, greased surface		0.16		°C/Watt
with thermal pad (P/N 20264)		0.1		°C/Watt
Baseplate to ambient				
Free convection		7.9		°C/Watt
1000LFM		2.2		°C/Watt

### MTBF per MIL-HDBK-217F (M-FIAM3M21)

Temperature	Environment	MTBF	Unit
25°C	Ground Benign: G.B.	13,291	1,000Hrs
50°C	Naval Sheltered: N.S.	2,392	1,000Hrs
65°C	Airborne Inhabited Cargo: A.I.C.	1,874	1,000Hrs

### Part Numbering



<sup>[a]</sup> Compatible with SurfMate and InMate socketing system

<sup>[b]</sup> EMI performance is subject to a wide variety of external influences such as PCB construction, circuit layout etc. External components in addition to those listed herein may be required in specific instances to gain full compliance to the standards specified at various line and load conditions.

<sup>[c]</sup> Not intended for socket or Surfmate mounting

Note: Product images may not highlight current product markings.

## Specifications

Typical at  $T_{BP} = 25^{\circ}\text{C}$ , nominal line and 75% load, unless otherwise specified.

### Input Specifications

Parameter	Min	Typ	Max	Unit	Notes
Input voltage	180	270	375	$V_{DC}$	Continuous
Inrush limiting			0.018	A/ $\mu\text{F}$	
Transient immunity					Exceeds limits of MIL-STD-704E/F

### Output Specifications

Parameter	Min	Typ	Max	Unit	Notes
Output current			3	A	
Efficiency	96	98		%	
Internal voltage drop		3.0	5.0	V	@ 3A, 100°C baseplate
External capacitance	10		22	$\mu\text{F}$	See Figure 5 on page 4. 400V

### Control Pin Specifications

Parameter	Min	Typ	Max	Unit	Notes
ON/OFF control					
Enable (ON)	0.0		1.0	$V_{DC}$	Referenced to $-V_{OUT}$
Disable (OFF)	3.5		5.0	$V_{DC}$	100k $\Omega$ internal pull-up resistor

### Safety Specifications

Parameter	Min	Typ	Max	Unit	Notes
Dielectric withstand	1,500			$V_{RMS}$	Input/Output to Base
	2,121			$V_{DC}$	Input/Output to Base

### EMI

Standard	Test Procedure	Notes
MIL-STD-461E		
Conducted emissions:	CE101, CE102	
Conducted susceptibility:	CS101, CS114, CS115, CS116	

EMI performance is subject to a wide variety of external influences such as PCB construction, circuit layout etc. As such, external components in addition to those listed herein may be required in specific instances to gain full compliance to the standards specified.

## Specifications (Cont.)

Typical at  $T_{BP} = 25^{\circ}\text{C}$ , nominal line and 75% load, unless otherwise specified.

### General Specifications

Parameter	Min	Typ	Max	Unit	Notes
Weight		3.3 [94]		Ounces [grams]	
Warranty			2	Years	

### Environmental Qualification

<b>Altitude</b>	MIL-STD-810F, Method 500.4, Procedure I & II, 40,000ft. and 70,000ft. Operational.
<b>Explosive Atmosphere</b>	MIL-STD-810F, Method 511.4, Procedure I, Operational.
<b>Vibration</b>	MIL-STD-810F, Method 514.5, Procedure I, Category 14, Sine and Random vibration per Table 514.5C for Helicopter AH-6J Main Rotor with overall level of 5.6Grms for 4 hours per axis. MIL-STD-810F, Method 514.5C, General Minimum Integrity Curve per Figure 514.5C-17 with overall level of 7.7Grms for 1 hour per axis.
<b>Shock</b>	MIL-STD-810F, Method 516.5, Procedure I, Functional Shock, 40g. MIL-S-901D, Lightweight Hammer Shock, 3 impacts/axis, 1,3,5 ft. MIL-STD-202F, Method 213B, 60g, 9ms half sine. MIL-STD-202F, Method 213B, 75g, 11ms Saw Tooth Shock.
<b>Acceleration</b>	MIL-STD-810F, Method 513.5, Procedure II, table 513.5-II, Operational, 2-7g, 6 directions.
<b>Humidity</b>	MIL-STD-810F, Method 507.4.
<b>Solder Test</b>	MIL-STD-202G, Method 208H, 8 hour aging.

### Environmental Stress Screening

Parameter	H-Grade	M-Grade
Operating temperature	-40 to +100°C	-55 to +100°C
Storage temperature	-55 to +125°C	-65 to +125°C
Temperature cycling*	12 cycles -65 to +100°C	12 cycles -65 to +100°C
Ambient test @ 25°C	Yes	Yes
Power cycling burn-in	12 hours, 29 cycles	24 hours, 58 cycles
Functional and parametric ATE tests	-40 and +100°C	-55 and +100°C
Hi-Pot test	Yes	Yes
Visual inspection	Yes	Yes
Test data	<a href="http://vicorpower.com">vicorpower.com</a>	<a href="http://vicorpower.com">vicorpower.com</a>

\*Temperature cycled with power off, 17°C per minute rate of change.

## Storage

Vicor products, when not installed in customer units, should be stored in ESD safe packaging in accordance with ANSI/ESD S20.20, "Protection of Electrical and Electronic Parts, Assemblies and Equipment" and should be maintained in a temperature controlled factory/warehouse environment not exposed to outside elements controlled between the temperature ranges of 15°C and 38°C. Humidity shall not be condensing, no minimum humidity when stored in an ESD compliant package.

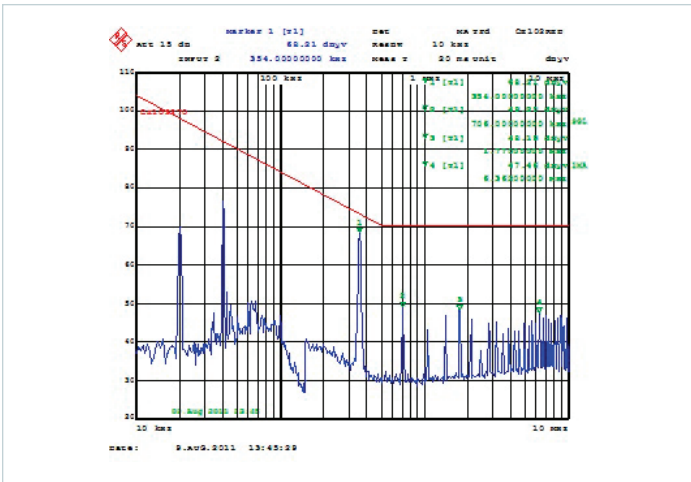


Figure 1 — Conducted noise; M-FIAM3 and V300A48C500BG DC-DC converter operating at 270V<sub>DC</sub> input at 450W

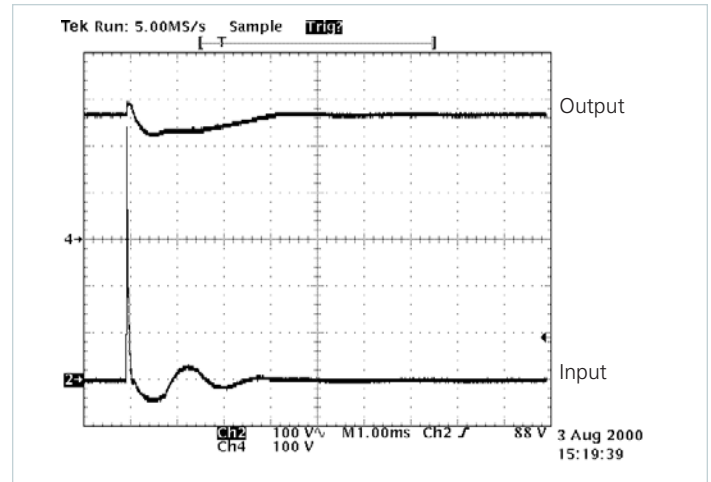


Figure 2 — Transient immunity; M-FIAM3 output response to an input transient

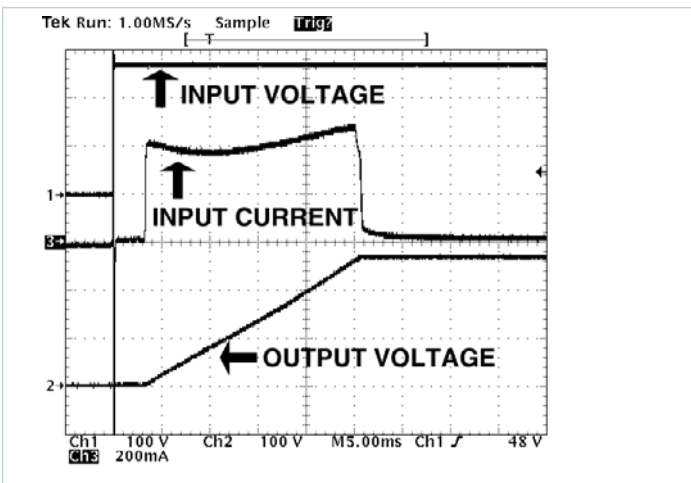


Figure 3 — Inrush limiting; inrush current with 22 $\mu$ F external capacitance, (C1 in Figure 5)

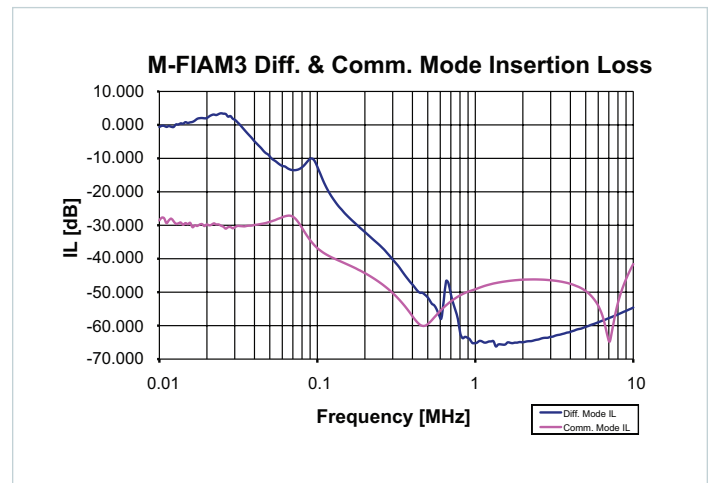


Figure 4 — Insertion loss curve

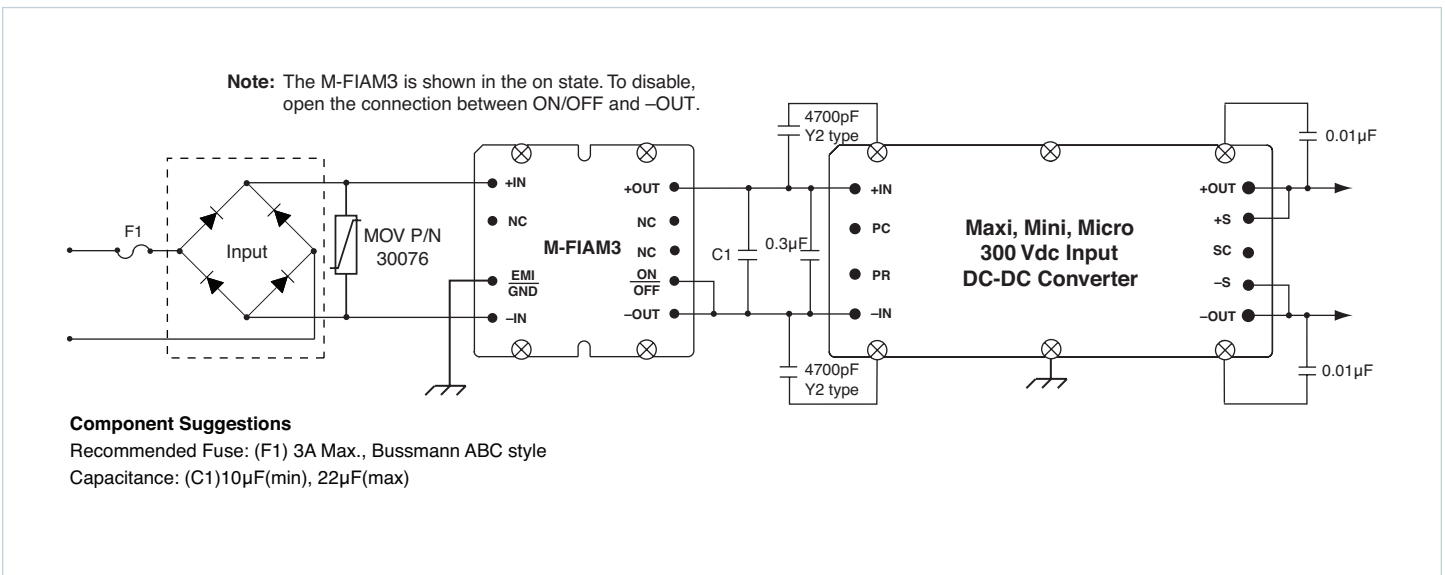


Figure 5 — Basic connection diagram with transient, surge protection and recommended reverse-polarity protection

Mechanical Drawings

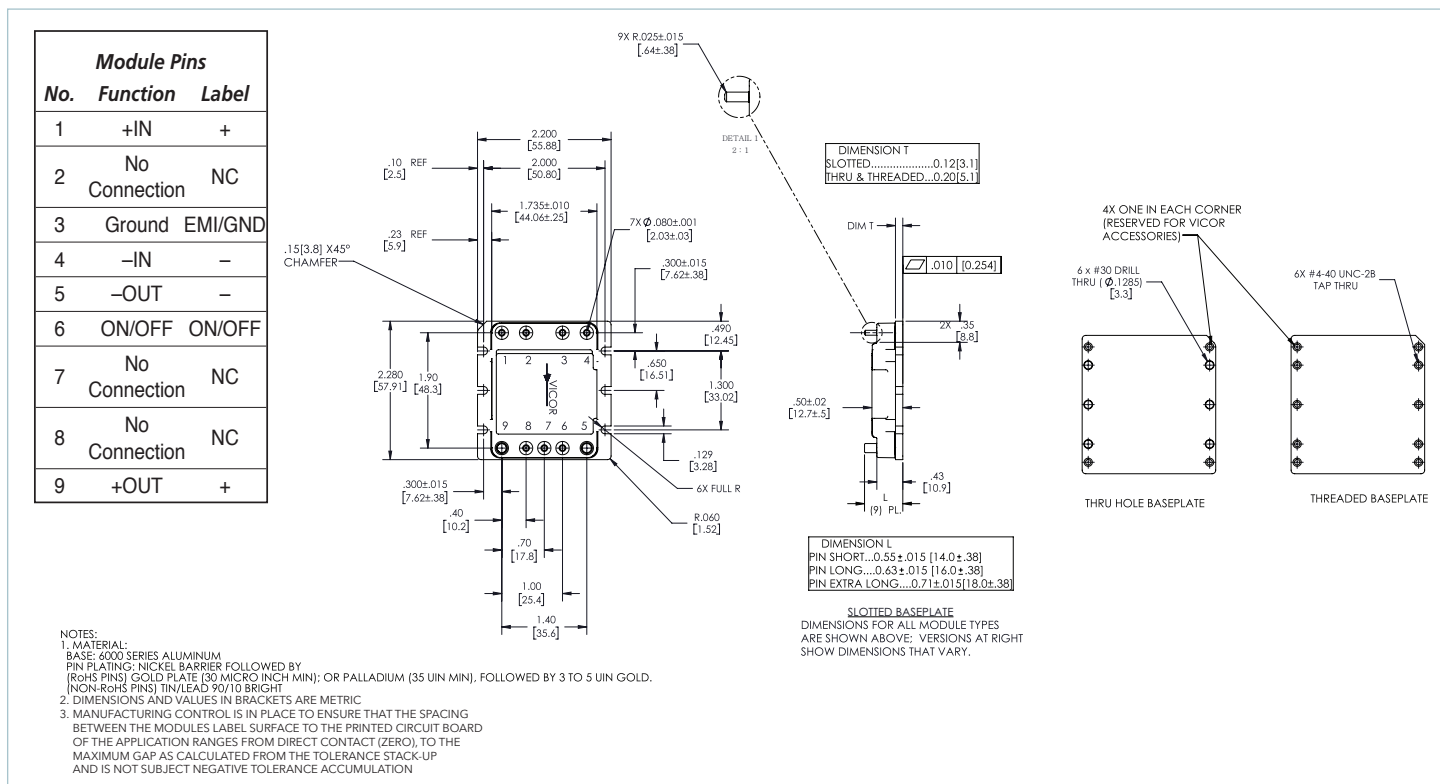


Figure 6 — Mechanical diagram

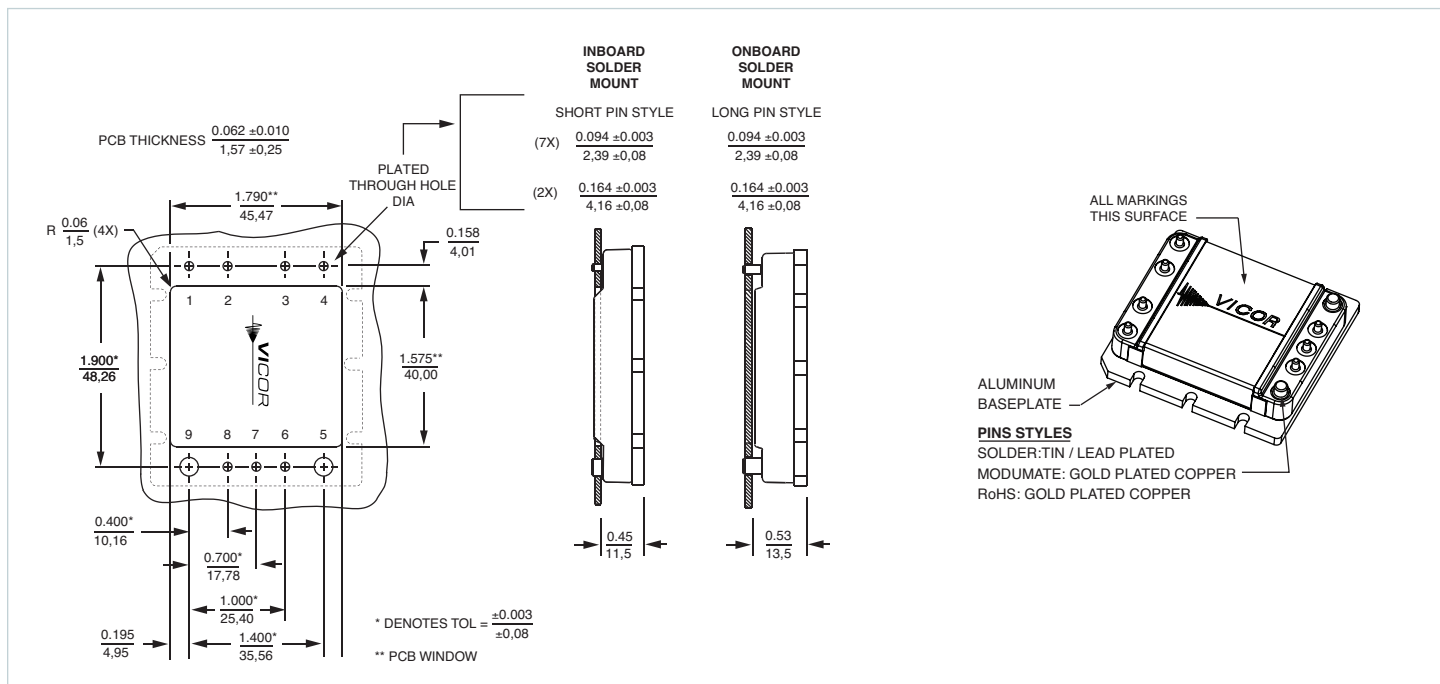


Figure 7 — PCB mounting specifications

**Vicor's comprehensive line of power solutions includes high density AC-DC and DC-DC modules and accessory components, fully configurable AC-DC and DC-DC power supplies, and complete custom power systems.**

Information furnished by Vicor is believed to be accurate and reliable. However, no responsibility is assumed by Vicor for its use. Vicor makes no representations or warranties with respect to the accuracy or completeness of the contents of this publication. Vicor reserves the right to make changes to any products, specifications, and product descriptions at any time without notice. Information published by Vicor has been checked and is believed to be accurate at the time it was printed; however, Vicor assumes no responsibility for inaccuracies. Testing and other quality controls are used to the extent Vicor deems necessary to support Vicor's product warranty. Except where mandated by government requirements, testing of all parameters of each product is not necessarily performed.

**Specifications are subject to change without notice.**

Visit [http://www.vicorpower.com/mil-cots\\_dc-dc/mil-cots\\_m-fiam\\_filter\\_input\\_attenuator\\_module](http://www.vicorpower.com/mil-cots_dc-dc/mil-cots_m-fiam_filter_input_attenuator_module) for the latest product information.

**Vicor's Standard Terms and Conditions and Product Warranty**

All sales are subject to Vicor's Standard Terms and Conditions of Sale, and Product Warranty which are available on Vicor's webpage (<http://www.vicorpower.com/termsconditionswarranty>) or upon request.

**Life Support Policy**

VICOR'S PRODUCTS ARE NOT AUTHORIZED FOR USE AS CRITICAL COMPONENTS IN LIFE SUPPORT DEVICES OR SYSTEMS WITHOUT THE EXPRESS PRIOR WRITTEN APPROVAL OF THE CHIEF EXECUTIVE OFFICER AND GENERAL COUNSEL OF VICOR CORPORATION. As used herein, life support devices or systems are devices which (a) are intended for surgical implant into the body, or (b) support or sustain life and whose failure to perform when properly used in accordance with instructions for use provided in the labeling can be reasonably expected to result in a significant injury to the user. A critical component is any component in a life support device or system whose failure to perform can be reasonably expected to cause the failure of the life support device or system or to affect its safety or effectiveness. Per Vicor Terms and Conditions of Sale, the user of Vicor products and components in life support applications assumes all risks of such use and indemnifies Vicor against all liability and damages.

**Intellectual Property Notice**

Vicor and its subsidiaries own Intellectual Property (including issued U.S. and Foreign Patents and pending patent applications) relating to the products described in this data sheet. No license, whether express, implied, or arising by estoppel or otherwise, to any intellectual property rights is granted by this document. Interested parties should contact Vicor's Intellectual Property Department.

Contact Us: <http://www.vicorpower.com/contact-us>

**Vicor Corporation**  
25 Frontage Road  
Andover, MA, USA 01810  
Tel: 800-735-6200  
Fax: 978-475-6715  
[www.vicorpower.com](http://www.vicorpower.com)

**email**

Customer Service: [custserv@vicorpower.com](mailto:custserv@vicorpower.com)  
Technical Support: [apps@vicorpower.com](mailto:apps@vicorpower.com)

# Mouser Electronics

Authorized Distributor

Click to View Pricing, Inventory, Delivery & Lifecycle Information:

[Vicor:](#)

[M-FIAM3H21](#) [M-FIAM3H22](#) [M-FIAM3H22-01](#) [M-FIAM3H23](#) [M-FIAM3HF1](#) [M-FIAM3HG1](#) [M-FIAM3HG2](#) [M-FIAM3HG3](#) [M-FIAM3HK3](#) [M-FIAM3HN1](#) [M-FIAM3HN2](#) [M-FIAM3HN3](#) [M-FIAM3HS1](#) [M-FIAM3HS2](#) [M-FIAM3HS3](#)  
[M-FIAM3M11](#) [M-FIAM3M12](#) [M-FIAM3M13](#) [M-FIAM3M21](#) [M-FIAM3M22](#) [M-FIAM3M23](#) [M-FIAM3MG1](#) [M-FIAM3MK1](#)  
[M-FIAM3MN1](#) [M-FIAM3MN2](#) [M-FIAM3MN3](#) [M-FIAM3MS1](#) [M-FIAM3H12](#) [M-FIAM3H11](#) [M-FIAM3H13](#)



## Стандарт Электрон Связь

Мы молодая и активно развивающаяся компания в области поставок электронных компонентов. Мы поставляем электронные компоненты отечественного и импортного производства напрямую от производителей и с крупнейших складов мира.

Благодаря сотрудничеству с мировыми поставщиками мы осуществляем комплексные и плановые поставки широчайшего спектра электронных компонентов.

Собственная эффективная логистика и склад в обеспечивает надежную поставку продукции в точно указанные сроки по всей России.

Мы осуществляем техническую поддержку нашим клиентам и предпродажную проверку качества продукции. На все поставляемые продукты мы предоставляем гарантию .

Осуществляем поставки продукции под контролем ВП МО РФ на предприятия военно-промышленного комплекса России , а также работаем в рамках 275 ФЗ с открытием отдельных счетов в уполномоченном банке. Система менеджмента качества компании соответствует требованиям ГОСТ ISO 9001.

Минимальные сроки поставки, гибкие цены, неограниченный ассортимент и индивидуальный подход к клиентам являются основой для выстраивания долгосрочного и эффективного сотрудничества с предприятиями радиоэлектронной промышленности, предприятиями ВПК и научно-исследовательскими институтами России.

С нами вы становитесь еще успешнее!

### Наши контакты:

**Телефон:** +7 812 627 14 35

**Электронная почта:** [sales@st-electron.ru](mailto:sales@st-electron.ru)

**Адрес:** 198099, Санкт-Петербург,  
Промышленная ул, дом № 19, литера Н,  
помещение 100-Н Офис 331