



## T Series

- Triac output SSRs; Output rated from 10A to 25A @ 24-240 VAC
- AC or DC control
- Zero-Voltage (resistive loads) output
- Improved SEMS screw and washer
- Redesigned housing with anti-rotation barriers
- Direct bond copper substrate
- EMC compliant to Level 3
- Direct power lead frame
- Epoxy free design

For **Generation 3** datasheet [click here](#)

### PRODUCT SELECTION

| Control Voltage | 10 A   | 25 A   |
|-----------------|--------|--------|
| 3-32 VDC        | TD1210 | TD1225 |
| 90-280 VAC      | TA1210 | TA1225 |
| 3-32 VDC        | TD2410 | TD2425 |
| 90-280 VAC      | TA2410 | TA2425 |

### AVAILABLE OPTIONS



● Required for valid part number

### OUTPUT SPECIFICATIONS <sup>(1)</sup>

| Description  | 10A     | 25A     | 10A     | 25A     |
|--|---------|---------|---------|---------|
| Operating Voltage Range (47-63Hz) [Vrms]                               | 24-140  | 24-140  | 24-280  | 24-280  |
| Transient Overvoltage [Vpk]  | 600     | 600     | 600     | 600     |
| Maximum Off-State Leakage Current @ Rated Voltage [mA <sub>rms</sub> ] | 1       | 1       | 1       | 1       |
| Minimum Off-State dv/dt @ Maximum Rated Voltage [V/μsec]               | 500     | 500     | 500     | 500     |
| Maximum Load Current [A <sub>rms</sub> ] (2)                           | 10      | 20      | 10      | 25      |
| Minimum Load Current [mA <sub>rms</sub> ]                              | 150     | 150     | 150     | 150     |
| Maximum 1 Cycle Surge Current (50/60Hz) [A <sub>pk</sub> ]             | 115/120 | 239/250 | 115/120 | 239/250 |
| Maximum On-State Voltage Drop @ Rated Current [Vrms]                   | 1.15    | 1.15    | 1.15    | 1.15    |
| Thermal Resistance Junction to Case (R <sub>jc</sub> ) [°C/W]          | 1.03    | 0.8     | 1.03    | 0.8     |
| Maximum I <sup>2</sup> t for Fusing (50/60Hz) [A <sup>2</sup> sec]     | 66/60   | 285/259 | 66/60   | 285/259 |
| Minimum Power Factor (at Maximum Load)                                 | 0.5     | 0.5     | 0.5     | 0.5     |

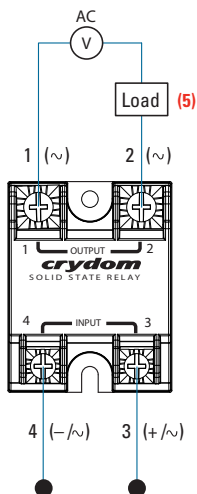
**INPUT SPECIFICATIONS <sup>(1)</sup>**

| Description                  | TDxxxx            | TAxxxx            |
|------------------------------|-------------------|-------------------|
| Control Voltage Range        | 3-32 VDC          | 90-280 VAC        |
| Minimum Turn-On Voltage      | 3.0 VDC (3)       | 90 VAC            |
| Minimum Turn-Off Voltage     | 1.0 VDC           | 10 VAC            |
| Maximum Reverse Voltage      | -32 VDC           | -                 |
| Minimum Input Current [mA]   | 7                 | 5                 |
| Maximum Input Current [mA]   | 12                | 10                |
| Nominal Input Impedance      | Current Regulated | Current Regulated |
| Maximum Turn-On Time [msec]  | 1/2 Cycle         | 20                |
| Maximum Turn-Off Time [msec] | 1/2 Cycle         | 30                |

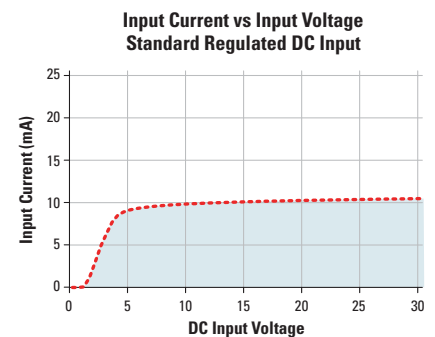
**GENERAL SPECIFICATIONS <sup>(1)</sup>**

| Description   | Parameters                     |
|---|--------------------------------|
| Dielectric Strength, Input/Output/Base (50/60Hz)                  | 4000 Vrms                      |
| Minimum Insulation Resistance (@ 500 VDC)                         | 10 <sup>9</sup> Ohm            |
| Maximum Capacitance, Input/Output                                 | 8 pF                           |
| Ambient Operating Temperature Range                               | -40 to 80 °C                   |
| Ambient Storage Temperature Range                                 | -40 to 125 °C                  |
| Weight (typical)  | 2.64 oz (74.9 gr)              |
| Housing Material  | UL 94 V-0                      |
| Baseplate Material  | Aluminum                       |
| Input Terminal Screw Torque Range [in-lbs/Nm]                     | 13-15 / 1.5-1.7                |
| Load Terminal Screw Torque Range [in-lb/Nm]                       | 18-20 / 2.0-2.2                |
| SSR Mounting Screw Torque Range [in-lb/Nm]                        | 18-20 / 2.0-2.2                |
| Input/Output Terminal Screw Thread Size                           | #6-32 UNC / #8-32 UNC          |
| Humidity per IEC60068-2-78  | 93% non-condensing             |
| MTBF (Mean Time Between Failures) at 40°C ambient temperature (4) | 11,641,553 hours (1,328 years) |
| MTBF (Mean Time Between Failures) at 60°C ambient temperature (4) | 7,210,376 hours (823 years)    |

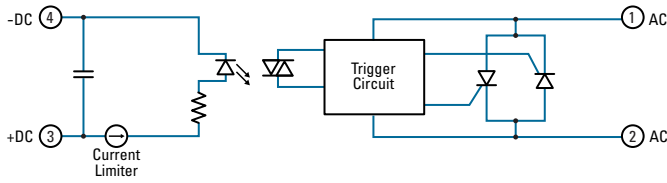
**WIRING DIAGRAM**



| Recommended Wire Sizes |   |                                |
|------------------------|---|--------------------------------|
| Terminals              | Wire Size (Solid / Stranded)                      | Wire Pull-Out Strength (lb)[N] |
| Input                  | 24 AWG (0.2 mm <sup>2</sup> ) / 0.2 [minimum]     | 10 [44.5]                      |
|                        | 2 x 12 AWG (3.3 mm <sup>2</sup> ) / 3.3 [maximum] | 90 [400]                       |
| Output                 | 20 AWG (0.5 mm <sup>2</sup> ) / 0.518 [minimum]   | 30 [133]                       |
|                        | 2 x 10 AWG (5.3 mm <sup>2</sup> ) / 5.3 [maximum] | 110 [490]                      |
|                        | 2 x 8 AWG (8.4 mm <sup>2</sup> ) / 8.4 [maximum]  | 90 [400]                       |



**EQUIVALENT CIRCUIT BLOCK DIAGRAMS**



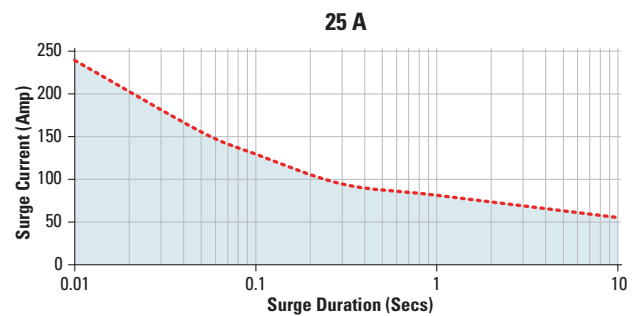
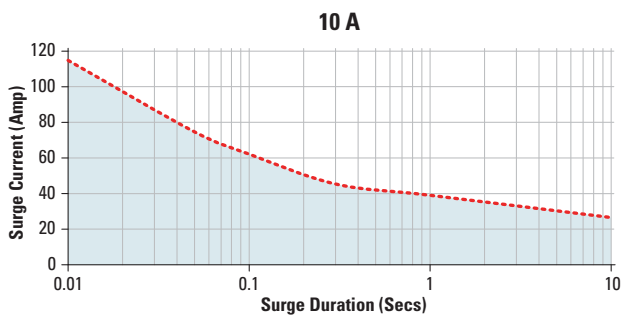
**MECHANICAL SPECIFICATIONS (6)**

Tolerances: ±0.02 in / 0.5 mm  
 All dimensions are in: inches [millimeters]

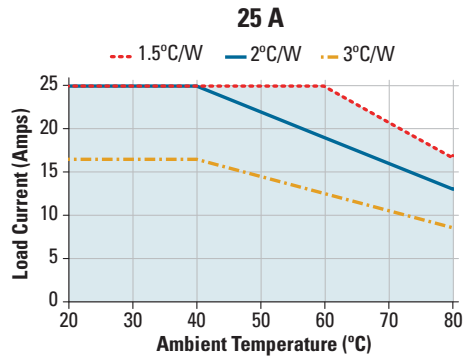
**Screw Termination**



**SURGE CURRENT INFORMATION**



**THERMAL DERATE INFORMATION**



**GENERAL NOTES**

- (1) All parameters at 25°C unless otherwise specified.
- (2) Heat sinking required, see derating curves.
- (3) Increase minimum voltage by 1V for operations from -20 to -40°C.
- (4) All parameters at 50% power rating and 100% duty cycle (contact Crydom tech support for detailed report).
- (5) Load can be wired to either SSR output terminal 1 or 2.
- (6) Mechanical dimensions vary from G3 models

For additional information or specific questions, contact Crydom Technical Support

**AGENCY APPROVALS**

EN60950 : Meets the requirements of sections 1.5: 1.7: 2.9: 2.10.5.3: 4.2: 4.5: 4.7:  
 Designed in accordance with the requirements of IEC 62314  
 IEC 61000-4-2 : Electrostatic Discharge – Level 3  
 IEC 61000-4-4 : Electrically Fast Transients – Level 3  
 IEC 61000-4-5 : Electrical Surges – Level 3  
 IEC 60068-2-6 : Vibration 0.33mm and 0.75 mm Amplitude over 10-55 Hz  
 IEC 60068-2-27 : Shock Resistance 15g/11ms



**ACCESSORIES**

**New Accessories!**  
*Protective Cover & Hardware Kits*

**Protective Cover**

Part number: KS101



Clear plastic cover compatible with all new S1 designs. Safety covers provide added protection from electric shock when installing or checking equipment.






**Hardware Kit**

Part number: HK4



Bag with 2 square brass accessories and 2 screw 8-32 x 5/8 for output. Used to mount TMR1 lug terminals.

**Recommended Accessories**

|  <b>Cover</b> |  <b>Hardware Kit</b> |  <b>Heat Sink Part No.</b> | <b>Thermal Resistance [°C/W]</b> |  <b>Lug Terminal</b> |  <b>Thermal Pad</b> |
|--|---|---|----------------------------------|---|--|
| KS101  | HK1   | HS501DR   | 5.0                              | TRM1  | HSP-1  |
|  | HK4   | HS301 / HS301DR   | 3.0                              | TRM6  | HSP-2  |
|  |   | HS251   | 2.5                              |   |  |
|  |   | HS202 / HS202DR   | 2.0                              |   |  |
|  |   | HS201 / HS201DR   | 2.0                              |   |  |
|  |   | HS172   | 1.7                              |   |  |
|  |   | HS151 / HS151DR   | 1.5                              |   |  |
|  |   | HS122 / HS122DR   | 1.2                              |   |  |
|  |   | HS103 / HS103DR   | 1.0                              |   |  |
|  |   | HS101   | 1.0                              |   |  |
|  |   | HS073   | 0.7                              |   |  |
|  |   | HS072   | 0.7                              |   |  |
|  |   | HS053   | 0.5                              |   |  |
|  |   | HS033   | 0.36                             |   |  |
| HS023  | 0.25  |   |                                  |   |  |

Rev. 021918  
ECN#20442

**⚠ DANGER / PELIGRO / DANGER /GEFAHR / PERICOLO / 危險**

|  |  |   |  |  |   |
|--|--|---|--|--|---|
| <p><b>HAZARD OF ELECTRIC SHOCK, EXPLOSION, OR ARC FLASH.</b></p> <ul style="list-style-type: none"> <li>Disconnect all power before installing or working with this equipment.</li> <li>Verify all connections and replace all covers before turning on power.</li> </ul> <p><b>Failure to follow these instructions will result in death or serious injury.</b></p> | <p><b>RIESGO DE DESCARGA ELECTRICA O EXPLOSION.</b></p> <ul style="list-style-type: none"> <li>Desconectar todos los suministros de energia a este equipo antes de trabajar con este equipo.</li> <li>Verificar todas las conexiones y colocar todas las tapas antes de energizar el equipo.</li> </ul> <p><b>El incumplimiento de estas instrucciones puede provocar la muerte o lesiones serias.</b></p> | <p><b>RISQUE DE DESCARGE ELECTRIQUE OU EXPLOSION</b></p> <ul style="list-style-type: none"> <li>Eteindre toutes les sources d'énergie de cet appareil avant de travailler dessus de cet appareil</li> <li>Vérifier tous connections, et remettre tous couverts en place avant de mettre sous</li> </ul> <p><b>De non-suivi de ces instructions provoquera la mort ou des lésions sérieuses sérieuses.</b></p> | <p><b>GEFAHR EINES ELEKTRISCHE N SCHLAGES ODER EINER EXPLOSION.</b></p> <ul style="list-style-type: none"> <li>Stellen Sie jeglichen Strom ab, der dieses Gerät versorgt, bevor Sie an dem Gerät Arbeiten durchführen</li> <li>Vor dem Drehen auf Energie alle Anschlüsse überprüfen und alle Abdeckungen ersetzen.</li> </ul> <p><b>Unterlassung dieser Anweisungen können zum Tode oder zu schweren Verletzungen führen.</b></p> | <p><b>RISCHIO DI SCOSSA ELETTRICA O DELL'ESPLOSIONE.</b></p> <ul style="list-style-type: none"> <li>Spenga tutta l'alimentazione che fornisce questa apparecchiatura prima di lavorare a questa apparecchiatura</li> <li>Verificare tutti i collegamenti e sostituire tutte le coperture prima dell'accensione</li> </ul> <p><b>L'omissione di queste istruzioni provocherà la morte o lesioni serie</b></p> | <p><b>存在电击、爆炸或电弧闪烁危险</b></p> <ul style="list-style-type: none"> <li>在操作此设备之前请先关闭电源。</li> </ul> <p><b>若不遵守这些说明,可能会导致严重的人身伤害甚至死亡。</b></p> |
|--|--|---|--|--|---|

**⚠ WARNING / AVERTISSEMENT / WARNUNG /ADVERTENCIA / AVVERTENZA / 警告**

|   |  |   |
|---|--|---|
| <p><b>RISK OF MATERIAL DAMAGE AND HOT ENCLOSURE</b></p> <ul style="list-style-type: none"> <li>The product's side panels may be hot, allow the product to cool before touching.</li> <li>Follow proper mounting instructions including torque values.</li> <li>Do not allow liquids or foreign objects to enter this product.</li> </ul> <p><b>Failure to follow these instructions can result in serious injury, or equipment damage.</b></p>  | <p><b>RISQUE DE DOMMAGE MATERIEL ET DE SURCHAUFFE DU BOITIER</b></p> <ul style="list-style-type: none"> <li>Les panneaux latéraux du produit peuvent être chauds. Laisser le produit refroidir avant de le toucher.</li> <li>Respecter les consignes de montage, et notamment les couples de serrage.</li> <li>Ne pas laisser pénétrer de liquide ni de corps étrangers à l'intérieur du produit.</li> </ul> <p><b>Le non-respect de cette directive peut entraîner, des lésions corporelles graves ou des dommages matériels.</b></p> | <p><b>GEFAHR VON MATERIALSCHÄDEN UND GEHÄUSEERHITZUNG</b></p> <ul style="list-style-type: none"> <li>Die Seitenwände können heiß sein. Lassen Sie das Produkt abkühlen, bevor Sie es berühren.</li> <li>Beachten Sie die Montageanweisungen, Führen Sie keine Flüssigkeiten oder Fremdkörper in das Produkt ein.</li> </ul> <p><b>Die Nichtbeachtung dieser Anweisung kann Körperverletzung oder Materialschäden zur Folge haben.</b></p> |
| <p><b>RIESGO DE DAÑOS MATERIALES Y DE SOBRECIENTAMIENTO DE LA UNIDAD</b></p> <ul style="list-style-type: none"> <li>Los paneles laterales del producto pueden estar calientes. Esperar que el producto se enfríe antes de tocarlo.</li> <li>Respetar las instrucciones de montaje, y en particular los pares de apretado.</li> <li>No dejar que penetren líquidos o cuerpos extraños en el producto.</li> </ul> <p><b>Si no se respetan estas precauciones pueden producirse graves lesiones, daños materiales.</b></p> | <p><b>RISCHIO DI DANNI MATERIALI E D'INVOLUCRO CALDO</b></p> <ul style="list-style-type: none"> <li>I pannelli laterali dell'apparecchio possono scottare; lasciar quindi raffreddare il prodotto prima di toccarlo.</li> <li>Seguire le istruzioni di montaggio corrette.</li> <li>Non far entrare liquidi o oggetti estranei in questo apparecchio.</li> </ul> <p><b>La mancata osservanza di questa precauzione può causare gravi rischi per l'incolumità personale o danni alle apparecchiature.</b></p>                           | <p><b>材料损坏和高温外壳的危险性</b></p> <ul style="list-style-type: none"> <li>产品的一侧面板可能很热, 在其冷却前请不要触碰。</li> <li>遵照正确的安装说明, 包括扭矩值。</li> <li>请勿让液体及其他异物进入本产品。</li> </ul> <p><b>如不能正确执行这些操作说明, 极有可能造成严重人体伤害或者设备的损坏。</b></p>   |

**ANNEX - ENVIRONMENTAL INFORMATION**

The environmental information disclosed in this annex including the EIP Pollution logo are in compliance with People’s Republic of China Electronic Industry Standard SJ/T11364 – 2006, Marking for Control of Pollution Caused by Electronic Information Products.

| Part Name         | Toxic or hazardous Substance and Elements |              |              |                               |                                |                                       |
|-------------------|---|--------------|--------------|-------------------------------|--------------------------------|---------------------------------------|
|                   | Lead (Pb)                                 | Mercury (Hg) | Cadmium (Cd) | Hexavalent Chromium (Cr (VI)) | Polybrominated biphenyls (PBB) | Polybrominated diphenyl ethers (PBDE) |
| Semiconductor die | X   | O            | O            | O                             | O                              | O                                     |
| Solder            | X   | O            | O            | O                             | O                              | O                                     |

附件 – 环保信息

此附件所标示的包括电子信息产品污染图标的环保信息符合中华人民共和国电子行业标准 SJ/T11364 - 2006, 电子信息产品污染控制标识要求。

| 部件名称  | 有毒有害物质或元素 |        |        |               |            |              |
|-------|-----------|--------|--------|---------------|------------|--------------|
|       | 铅 (Pb)    | 汞 (Hg) | 镉 (Cd) | 六价铬 (Cr (VI)) | 多溴联苯 (PBB) | 多溴二苯醚 (PBDE) |
| 半导体芯片 | X         | O      | O      | O             | O          | O            |
| 焊接点   | X         | O      | O      | O             | O          | O            |





## Стандарт Электрон Связь

Мы молодая и активно развивающаяся компания в области поставок электронных компонентов. Мы поставляем электронные компоненты отечественного и импортного производства напрямую от производителей и с крупнейших складов мира.

Благодаря сотрудничеству с мировыми поставщиками мы осуществляем комплексные и плановые поставки широчайшего спектра электронных компонентов.

Собственная эффективная логистика и склад в обеспечивает надежную поставку продукции в точно указанные сроки по всей России.

Мы осуществляем техническую поддержку нашим клиентам и предпродажную проверку качества продукции. На все поставляемые продукты мы предоставляем гарантию .

Осуществляем поставки продукции под контролем ВП МО РФ на предприятия военно-промышленного комплекса России , а также работаем в рамках 275 ФЗ с открытием отдельных счетов в уполномоченном банке. Система менеджмента качества компании соответствует требованиям ГОСТ ISO 9001.

Минимальные сроки поставки, гибкие цены, неограниченный ассортимент и индивидуальный подход к клиентам являются основой для выстраивания долгосрочного и эффективного сотрудничества с предприятиями радиоэлектронной промышленности, предприятиями ВПК и научно-исследовательскими институтами России.

С нами вы становитесь еще успешнее!

### Наши контакты:

**Телефон:** +7 812 627 14 35

**Электронная почта:** [sales@st-electron.ru](mailto:sales@st-electron.ru)

**Адрес:** 198099, Санкт-Петербург,  
Промышленная ул, дом № 19, литера Н,  
помещение 100-Н Офис 331