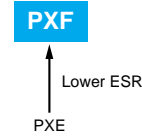


Upgrade!

NPCAP™-PXF Series

- Super low ESR, impedance and high heat resistance have been obtained by using conductive polymer as electrolyte.
- Rated voltage range : 2.5 to 6.3V_{dc}, Capacitance range : 220 to 1,000μF
- Case size range : φ6.3×5.8L to φ8×7.7L
- Suitable for DC-DC converters, voltage regulators and decoupling applications used on computer motherboards etc.
- RoHS Compliant



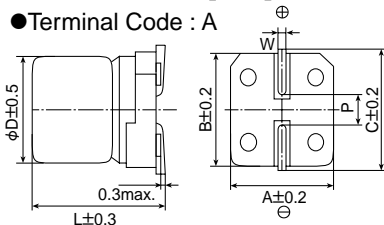
◆ SPECIFICATIONS

Items	Characteristics										
Category											
Temperature Range	-55 to +105°C										
Rated Voltage Range	2.5 to 6.3V _{dc}										
Capacitance Tolerance	±20% (M) (at 20°C, 120Hz)										
Surge Voltage	Rated voltage×1.15 (at 105°C)										
Leakage Current	Shall not exceed values shown in STANDARD RATINGS. (at 20°C after 2 minutes)										
Dissipation Factor (tanδ)	0.12 max. (at 20°C, 120Hz)										
Low Temperature Characteristics (Max. Impedance Ratio)	Z(-25°C)/Z(+20°C)≤1.15 Z(-55°C)/Z(+20°C)≤1.25 (at 100kHz)										
Endurance	The following specifications shall be satisfied when the capacitors are restored to 20°C after the rated voltage is applied for 2,000 hours at 105°C.										
	<table border="1"> <tr><td>Appearance</td><td>No significant damage</td></tr> <tr><td>Capacitance change</td><td>≤±20% of the initial value</td></tr> <tr><td>DF (tanδ)</td><td>≤150% of the initial specified value</td></tr> <tr><td>ESR</td><td>≤150% of the initial specified value</td></tr> <tr><td>Leakage current</td><td>≤The initial specified value</td></tr> </table>	Appearance	No significant damage	Capacitance change	≤±20% of the initial value	DF (tanδ)	≤150% of the initial specified value	ESR	≤150% of the initial specified value	Leakage current	≤The initial specified value
Appearance	No significant damage										
Capacitance change	≤±20% of the initial value										
DF (tanδ)	≤150% of the initial specified value										
ESR	≤150% of the initial specified value										
Leakage current	≤The initial specified value										
Bias Humidity	The following specifications shall be satisfied when the capacitors are restored to 20°C after subjecting them to the DC rated voltage at 60°C, 90 to 95% RH for 1,000 hours.										
	<table border="1"> <tr><td>Appearance</td><td>No significant damage</td></tr> <tr><td>Capacitance change</td><td>≤±20% of the initial value</td></tr> <tr><td>DF (tanδ)</td><td>≤150% of the initial specified value</td></tr> <tr><td>ESR</td><td>≤150% of the initial specified value</td></tr> <tr><td>Leakage current</td><td>≤The initial specified value</td></tr> </table>	Appearance	No significant damage	Capacitance change	≤±20% of the initial value	DF (tanδ)	≤150% of the initial specified value	ESR	≤150% of the initial specified value	Leakage current	≤The initial specified value
Appearance	No significant damage										
Capacitance change	≤±20% of the initial value										
DF (tanδ)	≤150% of the initial specified value										
ESR	≤150% of the initial specified value										
Leakage current	≤The initial specified value										
Surge Voltage	The capacitors shall be subjected to 1,000 cycles each consisting of charge with the surge voltage specified at 105°C for 30 seconds through a protective resistor(R=1kΩ) and discharge for 5 minutes 30 seconds.										
	<table border="1"> <tr><td>Appearance</td><td>No significant damage</td></tr> <tr><td>Capacitance change</td><td>≤±20% of the initial value</td></tr> <tr><td>DF (tanδ)</td><td>≤150% of the initial specified value</td></tr> <tr><td>ESR</td><td>≤150% of the initial specified value</td></tr> <tr><td>Leakage current</td><td>≤The initial specified value</td></tr> </table>	Appearance	No significant damage	Capacitance change	≤±20% of the initial value	DF (tanδ)	≤150% of the initial specified value	ESR	≤150% of the initial specified value	Leakage current	≤The initial specified value
Appearance	No significant damage										
Capacitance change	≤±20% of the initial value										
DF (tanδ)	≤150% of the initial specified value										
ESR	≤150% of the initial specified value										
Leakage current	≤The initial specified value										
Failure Rate	0.5% per 1,000 hours maximum (Confidence level 60% at 105°C)										

*Note : If any doubt arises, measure the leakage current after the following voltage treatment.
Voltage treatment : DC rated voltage is applied to the capacitors for 120 minutes at 105°C.

◆ DIMENSIONS [mm]


● Terminal Code : A



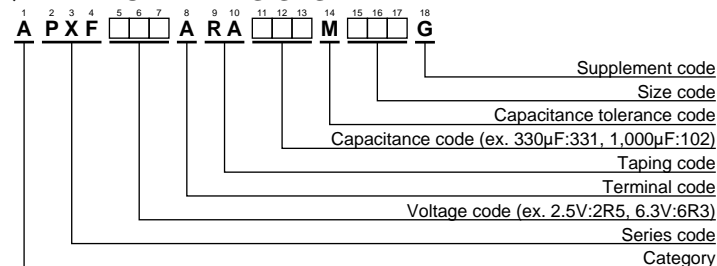
Size Code	φD	L	A	B	C	W	P
F61	6.3	5.8	6.6	6.6	7.2	0.5 to 0.8	1.9
F80	6.3	7.7	6.6	6.6	7.2	0.5 to 0.8	1.9
H70	8	6.7	8.3	8.3	9.0	0.7 to 1.1	3.1
H80	8	7.7	8.3	8.3	9.0	0.7 to 1.1	3.1

◆ MARKING

EX) 2.5V390μF



◆ PART NUMBERING SYSTEM



Please refer to "Product code guide (conductive polymer type)"



◆STANDARD RATINGS

WV (Vdc)	Cap (μF)	Size code	Leakage current (μAmax/after 2min.)	ESR (mΩmax/20°C, 100k to 300kHz)	Rated ripple current (mA rms/105°C, 100kHz)	Part No.
2.5	390	F61	292	10	3,900	APXF2R5ARA391MF61G
	470	F80	352	9	4,200	APXF2R5ARA471MF80G
	560	F61	700	10	3,900	APXF2R5ARA561MF61G
	560	F80	420	9	4,200	APXF2R5ARA561MF80G
	560	H70	420	10	4,500	APXF2R5ARA561MH70G
	680	H70	510	10	4,500	APXF2R5ARA681MH70G
	1,000	H80	750	9	4,500	APXF2R5ARA102MH80G
4	330	F61	396	10	3,900	APXF4R0ARA331MF61G
	390	F80	468	9	4,200	APXF4R0ARA391MF80G
	470	H70	564	10	4,500	APXF4R0ARA471MH70G
	560	H70	672	10	4,500	APXF4R0ARA561MH70G
	680	H80	816	9	4,500	APXF4R0ARA681MH80G
6.3	220	F61	415	10	3,900	APXF6R3ARA221MF61G
	270	F80	510	9	4,200	APXF6R3ARA271MF80G
	330	F61	700	10	3,900	APXF6R3ARA331MF61G
	330	F80	623	9	4,200	APXF6R3ARA331MF80G
	330	H70	623	10	4,500	APXF6R3ARA331MH70G
	390	H70	737	10	4,500	APXF6R3ARA391MH70G
	470	H80	888	9	4,500	APXF6R3ARA471MH80G
	560	H80	1,050	9	4,500	APXF6R3ARA561MH80G

Mouser Electronics

Authorized Distributor

Click to View Pricing, Inventory, Delivery & Lifecycle Information:

[United Chemi-Con \(UCC\):](#)

[APXF6R3ARA221MF61G](#) [APXF2R5ARA331ME61G](#) [APXF4R0ARA391MF80G](#) [APXF6R3ARA331MF80G](#)
[APXF2R5ARA471MF80G](#) [APXF4R0ARA471MH70G](#) [APXF2R5ARA681MH70G](#) [APXF2R5ARA391ME61G](#)
[APXF6R3ARA471MH80G](#) [APXF6R3ARA151ME61G](#) [APXF6R3ARA331MH70G](#) [APXF2R0ARA681MF61G](#)
[APXF2R5ARA561MF61G](#) [APXF6R3ARA221ME61G](#) [APXF6R3ARA331MF61G](#) [APXF6R3ARA151ME46G](#)
[APXF2R5ARA102MH80G](#) [APXF100ARA121ME61G](#) [APXF2R5ARA561MH70G](#) [APXF2R5ARA561MF80G](#)
[APXF4R0ARA331MF61G](#) [APXF2R5ARA391MF61G](#) [APXF6R3ARA271MF80G](#) [APXF2R5ARA221ME46G](#)
[APXF100ARA271MF61G](#) [APXF6R3ARA561MH80G](#) [APXF4R0ARA681MH80G](#) [APXF6R3ARA391MH70G](#)
[APXF4R0ARA561MH70G](#) [APXF2R5ARA221ME40G](#) [APXF6R3ARA151ME40G](#) [APXF2R5ARA331MF45G](#)



Стандарт Электрон Связь

Мы молодая и активно развивающаяся компания в области поставок электронных компонентов. Мы поставляем электронные компоненты отечественного и импортного производства напрямую от производителей и с крупнейших складов мира.

Благодаря сотрудничеству с мировыми поставщиками мы осуществляем комплексные и плановые поставки широчайшего спектра электронных компонентов.

Собственная эффективная логистика и склад в обеспечивает надежную поставку продукции в точно указанные сроки по всей России.

Мы осуществляем техническую поддержку нашим клиентам и предпродажную проверку качества продукции. На все поставляемые продукты мы предоставляем гарантию .

Осуществляем поставки продукции под контролем ВП МО РФ на предприятия военно-промышленного комплекса России , а также работаем в рамках 275 ФЗ с открытием отдельных счетов в уполномоченном банке. Система менеджмента качества компании соответствует требованиям ГОСТ ISO 9001.

Минимальные сроки поставки, гибкие цены, неограниченный ассортимент и индивидуальный подход к клиентам являются основой для выстраивания долгосрочного и эффективного сотрудничества с предприятиями радиоэлектронной промышленности, предприятиями ВПК и научно-исследовательскими институтами России.

С нами вы становитесь еще успешнее!

Наши контакты:

Телефон: +7 812 627 14 35

Электронная почта: sales@st-electron.ru

Адрес: 198099, Санкт-Петербург,
Промышленная ул, дом № 19, литера Н,
помещение 100-Н Офис 331