

LEVEL VI
EFFICIENCY
EMI & EMC



Features

- Meets DoE Efficiency Level VI Requirements
 - No load input power
 - Average Efficiency
- Up to 20W of AC-DC Power
- Universal Input 90-264Vac Input Range
 - Desktop and Wall-Plug versions
- Meets “Heavy Industrial” Levels of EN61000 EMC Requirements
- Meets EN55022/CISPR22, and FCC Part 15.109 Class B Conducted & Radiated Emissions, with 6db margin
- Approved to EN/IEC/UL60950-1, 2nd Ed., Am. 2
- E-cap life of >10 years
- >1,000,000 Hours MTBF
- 3 Year Warranty
- IP22 Rated Enclosure



LPS



Description

A high performance AC to DC external power supply family designed for test & measurement and industrial applications. The TE20A Series models are compliant with Efficiency Level VI requirements per U.S. Dept. of Energy, as well as the Heavy Industrial levels of various EN61000-4-x standards for EMC. The TE20A series models also meet Class B conducted and radiated emissions per FCC Part 15, EN55022, and CISPR22. These superior performance external power supplies are designed to allow easy integration with test and measurement equipment and other industrial applications.

Model Selection

| Model Number | Volts | Output Current | Output Power | Ripple & Noise ¹ | Line Regulation | Load Regulation | Output Connector | Input Configuration |
|--------------|-------|----------------|--------------|-----------------------------|-----------------|-----------------|---|---|
| TE20A0503F01 | 5.0V | 3.00A | 15W | 75mV pk-pk | ±1% | ±5% | 2.5 x 5.5 x 9.5mm Straight Barrel Type, center positive | Class I Desktop, IEC60320 C14 Receptacle |
| TE20A0603F01 | 5.9V | 2.50A | 15W | 75mV pk-pk | ±1% | ±5% | | |
| TE20A0703F01 | 7.5V | 2.00A | 15W | 75mV pk-pk | ±1% | ±5% | | |
| TE20A0903F01 | 9.0V | 2.00A | 18W | 90mV pk-pk | ±1% | ±5% | | |
| TE20A1203F01 | 12.0V | 1.50A | 18W | 120mV pk-pk | ±1% | ±5% | | |
| TE20A1503F01 | 15.0V | 1.20A | 18W | 150mV pk-pk | ±1% | ±5% | | |
| TE20A1803F01 | 18.0V | 1.10A | 20W | 180mV pk-pk | ±1% | ±5% | | |
| TE20A2403F01 | 24.0V | 0.83A | 20W | 240mV pk-pk | ±1% | ±5% | | |
| TE20A4803F01 | 48.0V | 0.42A | 20W | 480mV pk-pk | ±1% | ±5% | | |
| TE20A0503N01 | 5.0V | 3.00A | 15W | 75mV pk-pk | ±1% | ±5% | 2.5 x 5.5 x 9.5mm Straight Barrel Type, center positive | Class II Desktop, IEC60320 C8 Receptacle |
| TE20A0603N01 | 5.9V | 2.50A | 15W | 75mV pk-pk | ±1% | ±5% | | |
| TE20A0703N01 | 7.5V | 2.00A | 15W | 75mV pk-pk | ±1% | ±5% | | |
| TE20A0903N01 | 9.0V | 2.00A | 18W | 90mV pk-pk | ±1% | ±5% | | |
| TE20A1203N01 | 12.0V | 1.50A | 18W | 120mV pk-pk | ±1% | ±5% | | |
| TE20A1503N01 | 15.0V | 1.20A | 18W | 150mV pk-pk | ±1% | ±5% | | |
| TE20A1803N01 | 18.0V | 1.10A | 20W | 180mV pk-pk | ±1% | ±5% | | |
| TE20A2403N01 | 24.0V | 0.83A | 20W | 240mV pk-pk | ±1% | ±5% | | |
| TE20A4803N01 | 48.0V | 0.42A | 20W | 480mV pk-pk | ±1% | ±5% | | |
| TE20A0503Q01 | 5.0V | 3.00A | 15W | 75mV pk-pk | ±1% | ±5% | 2.5 x 5.5 x 9.5mm Straight Barrel Type, center positive | Class II Desktop, IEC60320 C18 Receptacle |
| TE20A0603Q01 | 5.9V | 2.50A | 15W | 75mV pk-pk | ±1% | ±5% | | |
| TE20A0703Q01 | 7.5V | 2.00A | 15W | 75mV pk-pk | ±1% | ±5% | | |
| TE20A0903Q01 | 9.0V | 2.00A | 18W | 90mV pk-pk | ±1% | ±5% | | |
| TE20A1203Q01 | 12.0V | 1.50A | 18W | 120mV pk-pk | ±1% | ±5% | | |
| TE20A1803Q01 | 18.0V | 1.10A | 20W | 180mV pk-pk | ±1% | ±5% | | |
| TE20A1503Q01 | 15.0V | 1.20A | 18W | 150mV pk-pk | ±1% | ±5% | | |
| TE20A2403Q01 | 24.0V | 0.83A | 20W | 240mV pk-pk | ±1% | ±5% | | |
| TE20A4803Q01 | 48.0V | 0.42A | 20W | 480mV pk-pk | ±1% | ±5% | | |

Model Selection (continued)

| | | | | | | | | |
|--------------|-------|-------|-----|-------------|-----|-----|---|--|
| TE20A0503B01 | 5.0V | 3.00A | 15W | 75mV pk-pk | ±1% | ±5% | | |
| TE20A0603B01 | 5.9V | 2.50A | 15W | 75mV pk-pk | ±1% | ±5% | | |
| TE20A0703B01 | 7.5V | 2.00A | 15W | 75mV pk-pk | ±1% | ±5% | | |
| TE20A0903B01 | 9.0V | 2.00A | 18W | 90mV pk-pk | ±1% | ±5% | 2.5 x 5.5 x 9.5mm Straight Barrel Type, center positive | Class II Wall-Plug, Interchangeable Blades (North American Blade included) ² |
| TE20A1203B01 | 12.0V | 1.50A | 18W | 120mV pk-pk | ±1% | ±5% | | |
| TE20A1503B01 | 15.0V | 1.20A | 18W | 150mV pk-pk | ±1% | ±5% | | |
| TE20A1803B01 | 18.0V | 1.10A | 20W | 180mV pk-pk | ±1% | ±5% | | |
| TE20A2403B01 | 24.0V | 0.83A | 20W | 240mV pk-pk | ±1% | ±5% | | |
| TE20A4803B01 | 48.0V | 0.42A | 20W | 480mV pk-pk | ±1% | ±5% | | |
| TE20A0503C01 | 5.0V | 3.00A | 15W | 75mV pk-pk | ±1% | ±5% | | |
| TE20A0603C01 | 5.9V | 2.50A | 15W | 75mV pk-pk | ±1% | ±5% | | |
| TE20A0703C01 | 7.5V | 2.00A | 15W | 75mV pk-pk | ±1% | ±5% | | |
| TE20A0903C01 | 9.0V | 2.00A | 18W | 90mV pk-pk | ±1% | ±5% | 2.5 x 5.5 x 9.5mm Straight Barrel Type, center positive | Class II Wall-Plug, Fixed North American Blades |
| TE20A1203C01 | 12.0V | 1.50A | 18W | 120mV pk-pk | ±1% | ±5% | | |
| TE20A1503C01 | 15.0V | 1.20A | 18W | 150mV pk-pk | ±1% | ±5% | | |
| TE20A2403C01 | 24.0V | 0.83A | 20W | 240mV pk-pk | ±1% | ±5% | | |
| TE20A2403C01 | 24.0V | 0.83A | 20W | 240mV pk-pk | ±1% | ±5% | | |
| TE20A4803C01 | 48.0V | 0.42A | 20W | 480mV pk-pk | ±1% | ±5% | | |

Notes: 1. Measured at the output connector, with noise probe directly across output and load terminated with 0.1µF ceramic and 10µF low ESR capacitors. For 5V and 6V models, values listed are typical, 100mV pk-pk maximum with 0.1µF ceramic and 47µF low ESR capacitors used at measurement point.

2. Order blade kit KT-1027K for other blades (EU, UK, Australia)

3. For EU fixed blades, replace "C" in the model number with "M", for UK blades, replace "C" with "G", for Australia blades, replace "C" with "H".

4. For Input Class I models: For AC GND connected to output common (-), insert a "B" in the part number where the "A" is located (TE20B0503F01).

5. All specifications are typical at nominal input, full load, at 25°C ambient unless noted.

General Specifications

| | | | |
|------------------------------|--|-----------------------------------|--|
| AC Input | 100-240Vac, ±10%, 47-63Hz, 1Ø | Turn On Time | Less than 700mS @115Vac, full load |
| Input Current | 115Vac: 0.5A, 230Vac: 0.25A | Hold-up Time | 20mS min., at full Load, 100Vac input |
| Inrush Current | 264Vac, cold start: will not exceed 40A | Overtemperature Protection | Will shutdown upon an overtemperature condition, auto-recovery. |
| Input Fuses | F1, F2: 3.15A, 250Vac fuses (line & neutral lines) provided on all models | Overload Protection | 130 to 180% of rating, Hiccup Mode |
| Earth Leakage Current | Input-GND: <500µA@264Vac, 60Hz, NC Output-GND: <4mA@264Vac, 60Hz, NC | Short Circuit Protection | Hiccup Mode, auto recovery. |
| Efficiency | Meets US DoE Efficiency Level VI Average efficiency levels | Overvoltage Protection | 130 to 150% of output voltage, hiccup mode |
| Output Power | 15 to 20W continuous – See models chart for specific voltage model ratings. | Isolation | Input-Output: 4000Vac Input-Ground: 1500Vac Output-Ground: 1500Vac |
| No Load Input Power | <0.1W per DoE Efficiency Level VI Requirements | Safety Standards | EN/CSA/UL/IEC 60950-1, 2nd Edition, Am 2 |
| Ripple and Noise | See models chart on pg 1. | Operating Temperature | -20°C to +70°C Start Up at -40°C, full load, (warmup period before all parameters are within published specifications). |
| Output Voltage | See models chart on pg 1. | Temperature Derating | See Derating Chart |
| Transient Response | 500µs response time, return to within 0.5% of final value for any 50% load step over 5% to 100% of rated load, $\Delta i/\Delta t < 0.2A/\mu s$. Max. voltage deviation is +/-3.5%. | Storage Temperature | -40°C to +85°C |
| Regulation | See models chart on pg 1. | Altitude | Operating: to 5000m. Non-operating: -500 to 40,000 ft. |
| Drop Test | 1.4m from table top to wooden platform, 6 faces. | Relative Humidity | 5% to 95%, non-condensing |

General Specifications (continued)

| | | | |
|-------------------|--|--------------|---|
| Vibration | Operating: 0.003g/Hz, 1.5grms overall, 3 axes, 10 min/axis, 1-500Hz. Non-Oper.: random waveform, 3 minutes per axis, 3 axes; Sine waveform, Vib. frequency/ acceleration: 10-500Hz/1g, sweep rate of 1 octave/min., Vibration time of 10 sweeps / axes, 3 axes | Shock | Operating: Half-sine, 20gpk, 10mS, 3 axes, 6 shocks total Non-Operating: Half-sine waveform, impact acceleration of 100G, Pulse duration of 6 mS, Number of shocks: 3 for each of the three axis |
| E-Cap Life | >10 year life, based on calculations at 115Vac/60Hz & 230Vac/50Hz, 25°C at 24 hrs per day, 365 days/year, 6 power up cycles per day. (@80% load for the 12V model) | MTBF | >1,000,000 hours, full load, 110 & 220Vac input, 25°C amb., per Telcordia 332 Issue 6, Stress Method. |

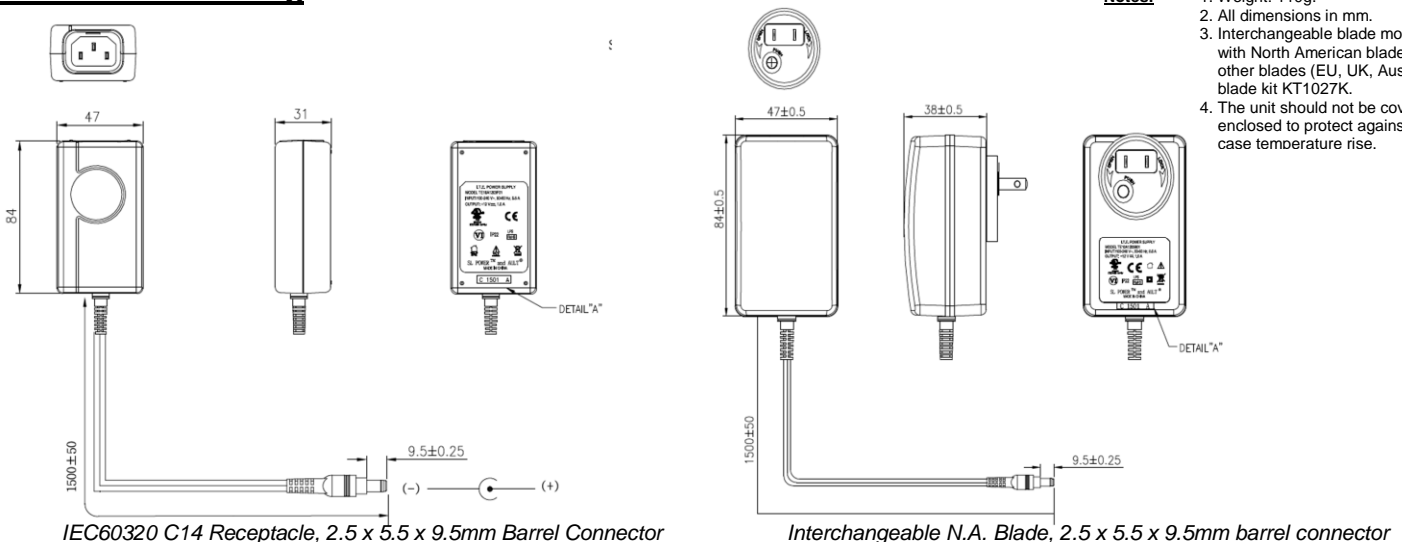
All specifications are typical at nominal input, full load, at 25°C ambient unless noted.

EMI/EMC Compliance

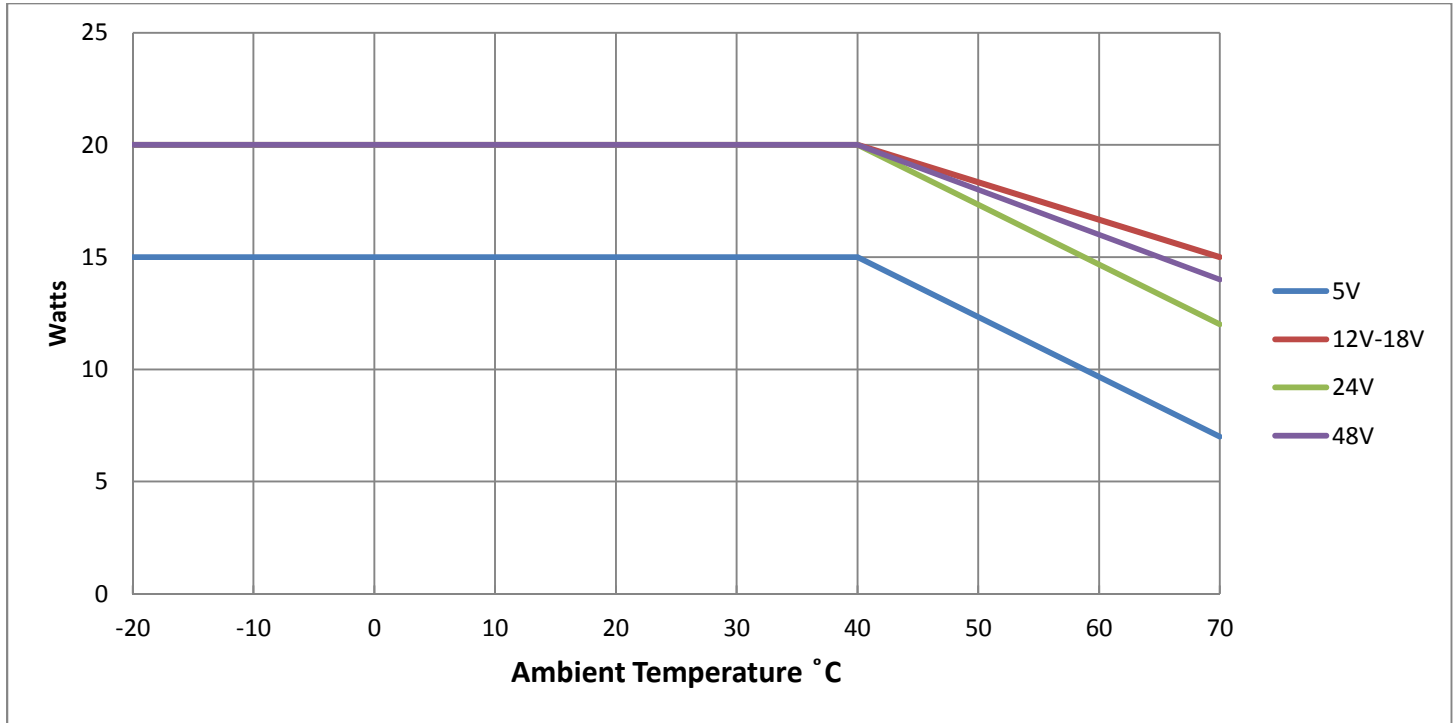
| | |
|--|--|
| Conducted Emissions: | EN55011/CISPR22 Class B, FCC Part 15.107, Class B: 6db margin typ, at 115 and 230Vac |
| Radiated Emissions: | EN55022/CISPR22 Class B, FCC Part 15.109, Class B: 3db margin typ, at 115 and 230Vac |
| Common Mode Noise: | High Frequency (100kHz-20MHz): <40mA pk-pk |
| Electro-Static Discharge (ESD) Immunity on Power ports: | EN55024/IEC61000-4-2, Level 4: +/- 8kV contact, +/- 15kV air, Criteria A |
| Radiated RF EM Fields Susceptibility | EN55022/EN61000-4-3, 10V/m, 80MHz-2.7GHz, 80% AM at 1kHz |
| Electrical Fast Transients (EFT) /Bursts: | EN55024/IEC61000-4-4, Level 4, +/- 4.4kV, 100Khz rep rate, 40A, Criteria A |
| Surges, Line to Line (Diff Mode) and Line to GND (CMN Mode) | EN55024/IEC61000-4-5, Level 4, +/-2kV DM, +/-4kV CM, Criteria A |
| Conducted Disturbances induced by RF Fields | EN55022/IEC61000-4-6, 3V/m – Level 4, 0.15 to 80Mhz; and 12V/m) in ISM and amateur radio bands between 0.15Mhz and 80Mhz, 80% AM at 1KHz |
| Rated Power frequency magnetic fields | EN55024/IEC1000-4-8, Level 4: 30A/m, 50/60 Hz |
| Voltage Interruptions, Dips, Sags & Surges | EN55024/IECEN61000-4-11: --100% dip for 20mS, Criteria A --100% dip for 500mS (250/300 cycles), Criteria B --60% dip for 100mS, Criteria B --30% dip for 500mS, Criteria A |
| Harmonic Current Emissions | EN55011/EN61000-3-2, Class A |
| Flicker Test | EN61000-3-3 |

All specifications are typical at nominal input, full load, at 25°C ambient unless noted.

Mechanical Drawing






















Derating Chart:



Connector Information

Standard models include a 2.5 x 5.5 x 9.5mm straight barrel type connector (Ault #3), center positive. Other standard options are listed below. The "03" in the standard model number is replaced by the applicable digits below:

| Connector No. | Description | Connector No. | Description |
|---------------|---|---------------|---|
| 02 | 2.1 x 5.5 x 9.5mm straight barrel plug - Center Positive  | 44 | 2.1 x 5.5 x 9.5mm straight barrel plug, locking - Center Positive  |
| 03 | 2.5 x 5.5 x 9.5mm straight barrel plug - Center Positive (Standard Models)  | 45 | 2.5 x 5.5 x 9.5mm straight barrel plug, locking - Center Positive  |
| 12 | 5 pin DIN-180 male connector (Pins 3, 5 = (+), pins 1, 2, 4 = (-))  | 48 | 3 pin Snap n Lock, Kycon Kpp-3P or equivalent (Pin 1 = (+), pin 2 = (-))  |
| 22 | 6 pin DIN male connector (Pins 1, 2 = (+), pins 4, 5 = (-))  | 49 | 4 pin Snap n Lock, Kycon Kpp-4P or equivalent (Pins 1, 3 = (+), pins 2, 4 = (-))  |
| 23 | 8 pin DIN male connector (Pins 3, 7 = (+), pins 1, 4, 6, 8 = (-), shell = FG)  | 51 | 6 pin Minifit - Molex 39-01-2060 or equivalent (Pins 1, 4 = (+), pins 3, 6 = (-))  |
| 32 | 9 pin "D" type, female (Pin 8 = (+), pin 5 = (-), all others = NC)  | 65 | Stripped and Tinned Leads  |
| 33 | 2.5 x 5.5 x 12.5mm straight barrel plug - Center Positive  | 70 | 2.1 x 5.5 x 11mm right angle barrel plug (high retention) - Center Positive  |
| 40 | 2.1 x 5.5 x 9.5mm right angle barrel plug (high retention) - Center Positive  | 71 | 2.5 x 5.5 x 11mm right angle barrel plug (high retention) - Center Positive  |
| 41 | 2.5 x 5.5 x 9.5mm right angle barrel plug (high retention) - Center Positive  | 72 | 2.1 x 5.5 x 9.5mm straight barrel plug (high retention, no spark) - Center Positive  |
| 42 | 2.1 x 5.5 x 11mm straight barrel plug (high retention) - Center Positive  | 73 | 2.5 x 5.5 x 9.5mm straight barrel plug (high retention, no spark) - Center Positive  |
| 43 | 2.5 x 5.5 x 11mm straight barrel plug (high retention) - Center Positive  | 74 | EIAJ#5 style connector - Center Positive  |

Efficiency Level VI Information:

| Single-Voltage External AC-DC Power Supply, Basic-Voltage | | |
|---|---|-----------------------------------|
| Nameplate Output Power (P_{out}) | Minimum Average Efficiency in Active Mode (expressed as a decimal) | Maximum Power in No-Load Mode [W] |
| $P_{out} \leq 1 \text{ W}$ | $\geq 0.5 \times P_{out} + 0.16$ | ≤ 0.100 |
| $1 \text{ W} < P_{out} \leq 49 \text{ W}$ | $\geq 0.071 \times \ln(P_{out}) - 0.0014 \times P_{out} + 0.67$ | ≤ 0.100 |
| $49 \text{ W} < P_{out} \leq 250 \text{ W}$ | ≥ 0.880 | ≤ 0.210 |
| $P_{out} > 250 \text{ W}$ | ≥ 0.875 | ≤ 0.500 |
| Single-Voltage External AC-DC Power Supply, Low-Voltage | | |
| Nameplate Output Power (P_{out}) | Minimum Average Efficiency in Active Mode (expressed as a decimal) | Maximum Power in No-Load Mode [W] |
| $P_{out} \leq 1 \text{ W}$ | $\geq 0.517 \times P_{out} + 0.087$ | ≤ 0.100 |
| $1 \text{ W} < P_{out} \leq 49 \text{ W}$ | $\geq 0.0834 \times \ln(P_{out}) - 0.0014 \times P_{out} + 0.609$ | ≤ 0.100 |
| $49 \text{ W} < P_{out} \leq 250 \text{ W}$ | ≥ 0.870 | ≤ 0.210 |
| $P_{out} > 250 \text{ W}$ | ≥ 0.875 | ≤ 0.500 |

TE20A Series



Стандарт Электрон Связь

Мы молодая и активно развивающаяся компания в области поставок электронных компонентов. Мы поставляем электронные компоненты отечественного и импортного производства напрямую от производителей и с крупнейших складов мира.

Благодаря сотрудничеству с мировыми поставщиками мы осуществляем комплексные и плановые поставки широчайшего спектра электронных компонентов.

Собственная эффективная логистика и склад в обеспечивает надежную поставку продукции в точно указанные сроки по всей России.

Мы осуществляем техническую поддержку нашим клиентам и предпродажную проверку качества продукции. На все поставляемые продукты мы предоставляем гарантию .

Осуществляем поставки продукции под контролем ВП МО РФ на предприятия военно-промышленного комплекса России , а также работаем в рамках 275 ФЗ с открытием отдельных счетов в уполномоченном банке. Система менеджмента качества компании соответствует требованиям ГОСТ ISO 9001.

Минимальные сроки поставки, гибкие цены, неограниченный ассортимент и индивидуальный подход к клиентам являются основой для выстраивания долгосрочного и эффективного сотрудничества с предприятиями радиоэлектронной промышленности, предприятиями ВПК и научно-исследовательскими институтами России.

С нами вы становитесь еще успешнее!

Наши контакты:

Телефон: +7 812 627 14 35

Электронная почта: sales@st-electron.ru

Адрес: 198099, Санкт-Петербург,
Промышленная ул, дом № 19, литера Н,
помещение 100-Н Офис 331