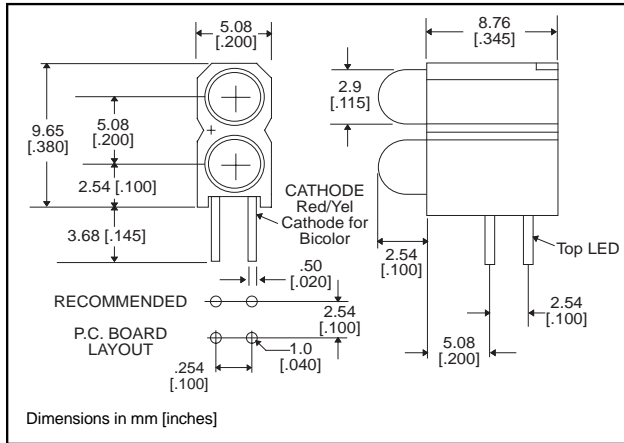


3mm

LED CBI® Circuit Board Indicator  
Bi-level



Standard Polarity shown in drawing: Cathode right

Features

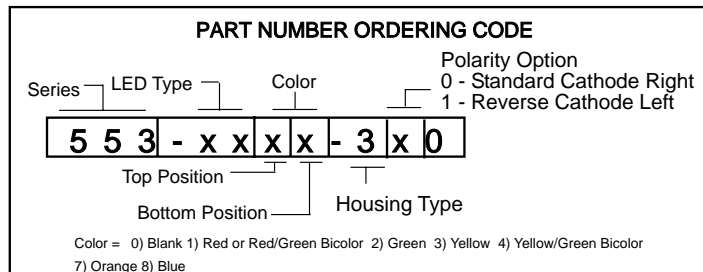
- Multiple CBIs form horizontal LED arrays on 5.08mm (0.200") center-lines.
- High Contrast, UL 94 V-0 rated, black housing
- Oxygen index: 32%
- Polymer content: PBT, 0.405 g
- Housing stand-offs facilitate PCB cleaning
- Solderability per MIL-STD-202F, method 208F
- LEDs are safe for direct viewing per IEC 825-1, EN-60825-1
- Compatible with:  
553-xxxx-306 Bi-Level Array

Tolerance note: As noted, otherwise:

- LED Protrusion: ±0.04 mm [±0.016]
- CBI Housing: ±0.02mm[±0.008]

Custom Combinations

- Contact factory for information on custom bi-level arrays and color combinations.



PART NO.

COLOR\*

HIGH EFFICIENCY - LED TYPE 01

- 553-0111-300 Red
- 553-0122-300 Green
- 553-0133-300 Yellow
- 553-0177-300 Orange
- 553-0188-300 Blue<sup>3</sup> ← **NEW**

LOW CURRENT - LED TYPE 02

- 553-0211-300 Red
- 553-0222-300 Green
- 553-0233-300 Yellow

RESISTOR 5 VOLTS - LED TYPE 03

- 553-0311-300 Red
- 553-0322-300 Green
- 553-0333-300 Yellow

BI-COLOR - LED TYPE 07

- 553-0711-300 Red/Green
- 553-0744-300 Yellow/Green

NON-DIFFUSED - LED TYPE 22

- 553-2211-300 Red
- 553-2222-300 Green
- 553-2233-300 Yellow

\* Top-Bottom LED

REVERSE POLARITY OPTION AVAILABLE

See Part Number Ordering Code below.



## Typical Operating Characteristics ( $T_A=25^\circ\text{C}$ )

See LED data sheet for additional information  
See page 4-70 and 4-71 for Reference Only LED Drive Circuit Examples. See page 4-72 for Pin Out

### HIGH EFFICIENCY

Part Number	Color	Peak Wavelength nm	I <sub>v</sub> mcd	V <sub>F</sub> Volts	Test Current (mA)	Viewing Angle 2θ <sub>½</sub>	LED Data sheet	Page #
553-0111-300	Red	650	10	2	10	45°	521-9427	4-64
553-0122-300	Green	563	16	2.1	10	45°	521-9408	4-64
553-0133-300	Yellow	585	6.3	2.1	10	45°	521-9428	4-64
553-0177-300	Orange	600	7	2.2	10	60°	521-9498	4-58
553-0188-300	Blue	428	12	3.5	10	70°	521-9831	4-57

### LOW CURRENT

Part Number	Color	Peak Wavelength nm	I <sub>v</sub> mcd	V <sub>F</sub> Volts	Test Current (mA)	Viewing Angle 2θ <sub>½</sub>	LED Data sheet	Page #
553-0211-300	Red	635	1.6	1.7	2	60°	521-9324	4-60
553-0222-300	Green	565	1.6	1.9	2	60°	521-9326	4-60
553-0233-300	Yellow	585	1.6	1.8	2	60°	521-9325	4-60

### INTEGRAL RESISTOR, 5 VOLTS

Part Number	Color	Peak Wavelength nm	I <sub>v</sub> mcd	Test Voltage	Forward Current (mA)	Viewing Angle 2θ <sub>½</sub>	LED Data sheet	Page #
553-0311-300	Red	635	29	5	10	60°	521-9215	4-59
553-0322-300	Green	565	19	5	10	60°	521-9323	4-59
553-0333-300	Yellow	585	12.6	5	10	60°	521-9322	4-59

### BI-COLOR

Part Number	Color	Peak Wavelength nm	I <sub>v</sub> mcd	V <sub>F</sub> Volts	Test Current (mA)	Viewing Angle 2θ <sub>½</sub>	LED Data sheet	Page #
553-0711-300	Red/Green	635/565	4.7/10	2/2.1	10	50°	521-9459	4-63
553-0744-300	Yellow/Green	585/565	4.3/6.3	2.1*/2.1*	10	80°	521-9478	4-62

\* I<sub>F</sub> = 20mA

### NON-DIFFUSED

Part Number	Color	Peak Wavelength nm	I <sub>v</sub> mcd	V <sub>F</sub> Volts*	Test Current (mA)	Viewing Angle 2θ <sub>½</sub>	LED Data sheet	Page #
553-2211-300	Red	635	29	2	10	45°	521-9432	4-61
553-2222-300	Green	565	50	2.1	10	45°	521-9430	4-61
553-2233-300	Yellow	585	20	2.1	10	45°	521-9431	4-61

\* I<sub>F</sub> = 20mA





# 3mm Discrete LED Tinted, Diffused

# Dialight

## 521-9831



**PART NO.** 521-9831  
**COLOR** Blue<sup>3</sup>

**MOUNTING CLIP:** 515-0006  
located on page 4-65



**4**

### ABSOLUTE MAXIMUM RATINGS (T<sub>A</sub>=25°C)

Blue  
-9831

Power Dissipation (mW)	100
Forward Current (mA)	20
Derating (mA/°C) From 55°C	.44
Operating Temperature (°C)	-40/+100
Storage Temperature (°C)	-40/+100
Soldering Temperature	260°C, 5 seconds, 1.6 mm from case

Solder Adherence per MIL-STD-202E, Method 208C

### OPERATING CHARACTERISTICS (T<sub>A</sub>=25°C)

Blue  
-9831

Luminous Intensity (mcd)	Min.	6.3
I <sub>F</sub> =10mA	Typical	12
Peak Wavelength (nm)	Typical	428
λ Peak		
Viewing Angle (2Θ <sub>1/2</sub> )	Typical	70°
Forward Voltage (V)	Typical	3.5
I <sub>F</sub> =10mA	Max.	4.2
Reverse Voltage (V) IR=10μA	Min.	3

Θ<sub>1/2</sub> is the off axis angle at which the luminous intensity is half the axial luminous intensity

# 3mm Discrete LED

## High Efficiency

## Diffused

# 521-9210, -9211, -9216, -9498, -9636



### PART NO. COLOR

- 521-9210 Green
- 521-9211 Yellow
- 521-9216 Red
- 521-9498 Orange
- 521-9636 Red



**MOUNTING CLIP: 515-0006**  
located on page 4-65

<b>ABSOLUTE MAXIMUM RATINGS</b> (T <sub>A</sub> =25°C)	Green <b>-9210</b>	Yellow <b>-9211</b>	Red <b>-9216</b>	Orange <b>-9498</b>	Red <b>-9636</b>
Power Dissipation (mW)	100	60	100	135	100
Forward Current (mA)	30	20	30	25	40
Derating (mA/°C) From 50°C 1 from 25°C	.4	.25	.4	.5	.5 <sup>1</sup>
Operating Temperature (°C)	-55/+100	-55/+100	-55/+100	-55/+100	-55/+100
Storage Temperature (°C)	-55/+100	-55/+100	-55/+100	-55/+100	-55/+100
Soldering Temperature	260°C, 5 seconds, 1.6 mm from body				

Solder Adherence per MIL-STD-202E, Method 208C

<b>OPERATING CHARACTERISTICS</b> (T <sub>A</sub> =25°C)		Green <b>-9210</b>	Yellow <b>-9211</b>	Red <b>-9216</b>	Orange <b>-9498</b>	Red <b>-9636</b>
Luminous Intensity (mcd)	Min.	4.7	7.4	7.4	3.4	8.7 <sup>1</sup>
	I <sub>F</sub> =10mA 1 I <sub>F</sub> =20mA	Typical	12.6	10	10	7
Peak Wavelength (nm)	Typical	565	585	635	600	660
Viewing Angle (2θ °)	Typical	60°	60°	60°	60°	60°
Forward Voltage (V)	Typical	2.1 <sup>1</sup>	2.1 <sup>1</sup>	2 <sup>1</sup>	2.2	1.8 <sup>1</sup>
	I <sub>F</sub> =10mA 1 I <sub>F</sub> =20mA	Max.	2.8 <sup>1</sup>	2.8 <sup>1</sup>	2.8 <sup>1</sup>	3
Reverse Voltage (V), I <sub>R</sub> =100µA	Max.	5	5	5	5	4

<sup>1</sup> is the off axis angle at which the luminous intensity is half the axial luminous intensity

**3mm Discrete LED  
Integral Resistor, 5V  
Diffused**

**Dialight**

**521-9215, -9322, -9323**



PART NO.	COLOR
521-9215	Red
521-9322	Yellow
521-9323	Green

**MOUNTING CLIP:** 515-0006  
located on page 4-65

<b>ABSOLUTE MAXIMUM RATINGS</b> ( $T_A=25^\circ\text{C}$ )	Red	Yellow	Green
	<b>-9215</b>	<b>-9322</b>	<b>-9323</b>
Forward Voltage (V)	7.5	7.5	7.5
Derating ( $V/^\circ\text{C}$ ) From $50^\circ\text{C}$	.086	.086	.071
Operating Temperature ( $^\circ\text{C}$ )	-40/+85	-40/+85	-20/+85
Storage Temperature ( $^\circ\text{C}$ )	-55/+100	-55/+100	-55/+100
Soldering Temperature	260 $^\circ\text{C}$ , 5 seconds, 1.6 mm from case		

Solder Adherence per MIL-STD-202E, Method 208C

<b>OPERATING CHARACTERISTICS</b> ( $T_A=25^\circ\text{C}$ )		Red	Yellow	Green
		<b>-9215</b>	<b>-9322</b>	<b>-9323</b>
Luminous Intensity (mcd)	Min.	8.7	3.7	5.6
	Typical	29	12.6	19
Peak Wavelength (nm)	Typical	635	585	565
$\lambda$ Peak				
Viewing Angle ( $2\theta_{1/2}$ )	Typical	60 $^\circ$	60 $^\circ$	60 $^\circ$
Forward Current (mA)	Typical	10	10	10
	Max.	20	20	20
Reverse Voltage (V), $I_R=100\mu\text{A}$	Min.	5	5	5

$\theta_{1/2}$  is the off axis angle at which the luminous intensity is half the axial luminous intensity

**4**

**3mm Discrete LED**  
**Low Current**  
**Diffused**

**Dialight**

**521-9324, -9325, -9326**



<u>PART NO.</u>	<u>COLOR</u>
521-9324	Red
521-9325	Yellow
521-9326	Green

**MOUNTING CLIP:** 515-0006  
 located on page 4-65

**ABSOLUTE MAXIMUM RATINGS** ( $T_A=25^\circ\text{C}$ )

	Red <b>-9324</b>	Yellow <b>-9325</b>	Green <b>-9326</b>
Power Dissipation (mW)	20	20	20
Forward Current (mA)	7	7	7
Derating (mA/°C) From 90°C	.7	.7	.7
Peak Current (mA) Pulse width = 10 $\mu\text{s}$	500	500	500
Operating Temperature (°C)	-55/+100	-55/+100	-55/+100
Storage Temperature (°C)	-55/+100	-55/+100	-55/+100
Soldering Temperature	260°C, 5 seconds, 1.6 mm from case		

Solder Adherence per MIL-STD-202E, Method 208C

**OPERATING CHARACTERISTICS** ( $T_A=25^\circ\text{C}$ )

		Red <b>-9324</b>	Yellow <b>-9325</b>	Green <b>-9326</b>
Luminous Intensity (mcd) $I_F=2\text{mA}$	Min.	1	1	1
	Typical	1.6	1.6	1.6
Peak Wavelength (nm) $\lambda$ Peak	Typical	635	585	565
Viewing Angle ( $2\theta$ °)	Typical	60°	60°	60°
Forward Voltage (V) $I_F=2\text{mA}$	Typical	1.7	1.8	1.9
	Max.	2.2	2.7	2.2
Reverse Voltage (V), $I_R=50\mu\text{A}$	Min.	5	5	5

$\theta$  is the off axis angle at which the luminous intensity is half the axial luminous intensity

**3mm Discrete LED**  
**High Efficiency**  
**Tinted, Non-Diffused**

**Dialight**

**521-9430, -9431, -9432**



**PART NO.**

**COLOR**

521-9430  
 521-9431  
 521-9432

Green  
 Yellow  
 Red

**MOUNTING CLIP: 515-0006**  
 located on page 4-65

**ABSOLUTE MAXIMUM RATINGS** ( $T_A=25^\circ\text{C}$ )

	Green <b>-9430</b>	Yellow <b>-9431</b>	Red <b>-9432</b>
Power Dissipation (mW)	100	60	100
Forward Current (mA)	30	20	30
Derating (mA/°C) From 50°C	.4	.25	.4
Peak Current (mA) Pulse width = 100µs	120	80	120
Operating Temperature (°C)	-55/+100	-55/+100	-55/+100
Storage Temperature (°C)	-55/+100	-55/+100	-55/+100
Soldering Temperature	260°C, 5 seconds, 1.6 mm from case		

Solder Adherence per MIL-STD-202E, Method 208C

**OPERATING CHARACTERISTICS** ( $T_A=25^\circ\text{C}$ )

		Green <b>-9430</b>	Yellow <b>-9431</b>	Red <b>-9432</b>
Luminous Intensity (mcd) $I_F=10\text{mA}$	Min.	32	10	8.7
	Typical	50	20	29
Peak Wavelength (nm) $\lambda$ Peak	Typical	565	585	635
Viewing Angle ( $2\theta_{1/2}$ )	Typical	45°	45°	45°
Forward Voltage (V) $I_F=20\text{mA}$	Typical	2.1	2.1	2
	Max.	2.8	2.8	2.8

$\theta_{1/2}$  is the off axis angle at which the luminous intensity is half the axial luminous intensity

**4**

**3mm Discrete LED**  
**Bi-Color**  
**Non-Tinted, Diffused**



**521-9478, -9628, -9768**



<u>PART NO.</u>	<u>COLOR</u>
521-9478	Yellow/Green
521-9628	Red/Green
521-9768	Red/Yellow

**MOUNTING CLIP: 515-0006**  
 located on page 4-65

<b>ABSOLUTE MAXIMUM RATINGS</b> ( $T_A=25^\circ\text{C}$ )	Yellow/Green <b>-9478</b>	Red/Green <b>-9628</b>	Red/Yellow <b>-9768</b>
Power Dissipation (mW)	60/100	140/100	100/60
Forward Current (mA)	20/30	40/30	30/20
Derating (mA/°C) From 25°C From 50°C	.25 <sup>1</sup> /.40 <sup>1</sup>	.5/.4	.4 <sup>1</sup> /.25 <sup>1</sup>
Peak Current (mA) Pulse width = 10µs	80/120	200/120	120/80
Operating Temperature (°C)	-55/+100	-55/+100	-55/+100
Storage Temperature (°C)	-55/+100	-55/+100	-55/+100
Soldering Temperature	260°C, 5 seconds, 1.66 mm from case		

Solder Adherence per MIL-STD-202E, Method 208C

<b>OPERATING CHARACTERISTICS</b> ( $T_A=25^\circ\text{C}$ )		Yellow/Green <b>-9478</b>	Red/Green <b>-9628</b>	Red/Yellow <b>-9768</b>
Luminous Intensity (mcd)	Min.	2.5/2.5	3.7*/1.1*	1.7*/1.7*
	Typical	4.3/6.3	12.6*/3.7*	5.6*/5.6*
Peak Wavelength (nm)	Typical	585/565	660/565	630/585
Viewing Angle ( $2\theta$ °)	Typical	80°	200°	80°
Forward Voltage (V)	Typical	2.1/2.1	1.8/2.1	2/2.1
	Max.	2.8/2.8	2.4/2.8	2.8/2.8
Reverse Voltage (V) $I_R=100\mu\text{a}$	Min.	5	5	5

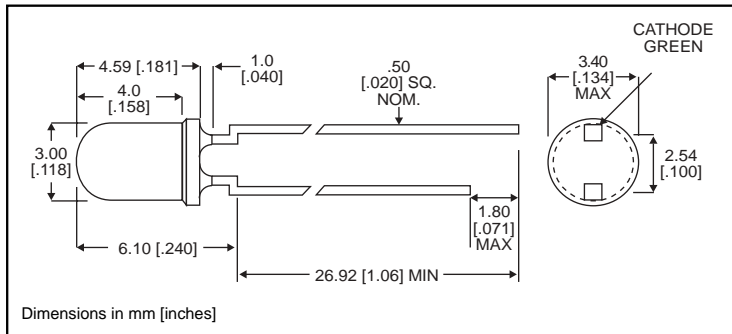
° is the off axis angle at which the luminous intensity is half the axial luminous intensity



**3mm Discrete LED  
Bi-Color  
Non-Tinted, Diffused**

**Dialight**

**521-9459**



**PART NO.**

521-9459

**COLOR**

Red/Green

**MOUNTING CLIP:** 515-0006

located on page 4-65

**4**

**ABSOLUTE MAXIMUM RATINGS** ( $T_A=25^\circ\text{C}$ )

Red/Green  
**-9459**

Power Dissipation (mW)	140
Forward Current (mA)	45
Derating (mA/°C) From 25°C	.6
Peak Current (mA) <i>Pulse width = 10µs</i>	1000
Operating Temperature (°C)	-55/+100
Storage Temperature (°C)	-55/+100
Soldering Temperature	260°C, 5 seconds, 1.6 mm from case

*Solder Adherence per MIL-STD-202E, Method 208C*

**OPERATING CHARACTERISTICS** ( $T_A=25^\circ\text{C}$ )

Red/Green  
**-9459**

Luminous Intensity (mcd) $I_F=10\text{mA}$	Min. Typical	2.5/3.7 4.7/10
Peak Wavelength (nm) $\lambda_{\text{Peak}}$	Typical	635/565
Viewing Angle ( $2\theta_{1/2}$ )	Typical	50°
Forward Voltage (V) $I_F=10\text{mA}$	Typical Max.	2/2.1 2.8/2.8

$\theta_{1/2}$  is the off axis angle at which the luminous intensity is half the axial luminous intensity

# 3mm Discrete LED High Efficiency Diffused

# Dialight

## 521-94xx



**TYPE**  
521-9408  
521-9427  
521-9428

**COLOR**  
Green  
Red  
Yellow

**MOUNTING CLIP: 515-0006**  
located on page 4-65

### ABSOLUTE MAXIMUM RATINGS (T<sub>A</sub>=25°C)

	Green <b>-9408</b>	Red <b>-9427</b>	Yellow <b>-9428</b>
Power Dissipation (mW)	75	60	60
Forward Current (mA)	25	20	20
Derating (mA/°C) From 50°C	.5	.5	.5
Peak Current (mA)	60	60	60
Operating Temperature (°C)	-25/+85	-25/+85	-25/+85
Storage Temperature (°C)	-30/+100	-30/+100	-30/+100
Soldering Temperature	260°C, 5 seconds, 1.6 mm from case		

Solder Adherence per MIL-STD-202E, Method 208C

### OPERATING CHARACTERISTICS (T<sub>A</sub>=25°C)

		Green <b>-9408</b>	Red <b>-9427</b>	Yellow <b>-9428</b>
Luminous Intensity (mcd)	Min.	5.6	3.6	2.2
	Typical	16	10	6.3
Peak Wavelength (nm)	Typical	563	650	585
Viewing Angle (2θ <sup>1/2</sup> )	Typical	45°	45°	45°
Forward Voltage (V)	Typical	2.1	2	2.1
	Max.	3	3	3
Reverse Voltage (V), I <sub>R</sub> =10μA	Min.	3	3	3

θ<sup>1/2</sup> is the off axis angle at which the luminous intensity is half the axial luminous intensity



## Стандарт Электрон Связь

Мы молодая и активно развивающаяся компания в области поставок электронных компонентов. Мы поставляем электронные компоненты отечественного и импортного производства напрямую от производителей и с крупнейших складов мира.

Благодаря сотрудничеству с мировыми поставщиками мы осуществляем комплексные и плановые поставки широчайшего спектра электронных компонентов.

Собственная эффективная логистика и склад в обеспечивает надежную поставку продукции в точно указанные сроки по всей России.

Мы осуществляем техническую поддержку нашим клиентам и предпродажную проверку качества продукции. На все поставляемые продукты мы предоставляем гарантию .

Осуществляем поставки продукции под контролем ВП МО РФ на предприятия военно-промышленного комплекса России , а также работаем в рамках 275 ФЗ с открытием отдельных счетов в уполномоченном банке. Система менеджмента качества компании соответствует требованиям ГОСТ ISO 9001.

Минимальные сроки поставки, гибкие цены, неограниченный ассортимент и индивидуальный подход к клиентам являются основой для выстраивания долгосрочного и эффективного сотрудничества с предприятиями радиоэлектронной промышленности, предприятиями ВПК и научно-исследовательскими институтами России.

С нами вы становитесь еще успешнее!

### Наши контакты:

**Телефон:** +7 812 627 14 35

**Электронная почта:** [sales@st-electron.ru](mailto:sales@st-electron.ru)

**Адрес:** 198099, Санкт-Петербург,  
Промышленная ул, дом № 19, литера Н,  
помещение 100-Н Офис 331