

MR-MINI-RTC™ I²C Real Time Clock Board

User Manual

Description

The MR-MINI-RTC is a Real Time Clock (RTC) board. It display time base such as clock, timer, and calendar. Moreover, it can be a counter for an external clock. The data can be interface via I²C bus. There are no external components required. This makes it perfect for embedded systems that need RTC. The board is small can compact in size 2.20 x 1.70 inches.

There are two modes of operation RTC mode and counter mode. When using RTC mode, there is a variable capacitor for frequency crystal adjustment. This makes crystal create correct frequency result in accurate time base. There is a on-board battery backup when there is no power apply to the board. This enable RTC to run continuously even without power supply. When using counter mode (CNT), user can input pulse signal from external generated source via a header pin. Moreover, there is an on-board push button switch so user can generate the pulse to test or experiment with this feature.

The MR-MINI-RTC is designed base on LM2575-5 IC. It is a clock/calendar circuit based on a 2048-bit static CMOS RAM organized as 256 words by 8 bits. Addresses and data are transferred serially via the two-line bidirectional I²C bus. The built-in word address register is incremented automatically after each written or read data byte.

Please take a look at PCF8583 datasheet for more information.

Features:

- I²C bus interface operating supply voltage: 2.5V to 6V
- Clock function with four year calendar
- 24 or 12 hour format
- Thermal shutdown and current limit protection
- On-board variable capacitor for frequency adjustment
- Jumpers setting configuration
- Small and compact in size
- Four mounting holes on each corner
- Male and female output headers

Interfacing:

There are two set of jumpers must be configure. The first set is DIS/ENA jumpers. These jumpers connect R pulled-up to SDA, SCL and INT pins. If there are pulled-up resistors on the bus already, these jumpers need to be in disable (DIS) positions. Otherwise, the jumpers need to be on enable (ENA) position.



FIG 1: Pulled-up R enable

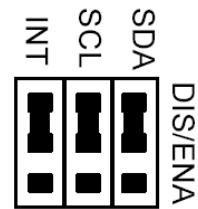


FIG 2: Pulled-up R disable

MR-MINI-RTC™ I²C Real Time Clock Board User Manual

The second jumper is RTC/CNT position. It is an operation configuration of I²C. For RTC mode, the jumper must be set to RTC side. In CNT mode, the jumper is set at CNT position. The EXT PULSE pin then takes an input pulse from external source or from push button switch.



FIG 3: Jumper set for RTC mode FIG 4: Jumper set for CNT mode



MR-MINI-RTC™ I²C Real Time Clock Board User Manual

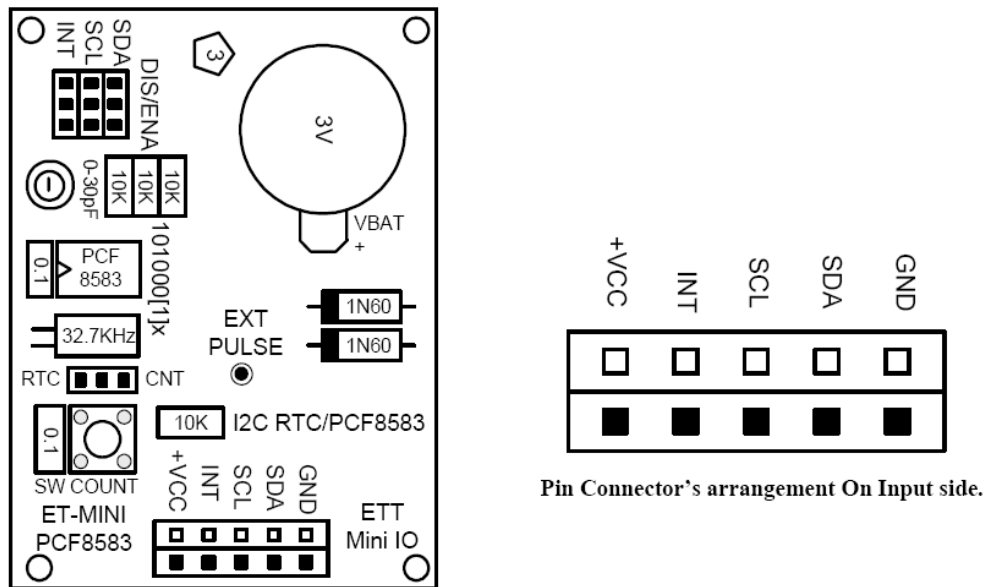


FIG 5: MR-MINI-RTC Board Layout

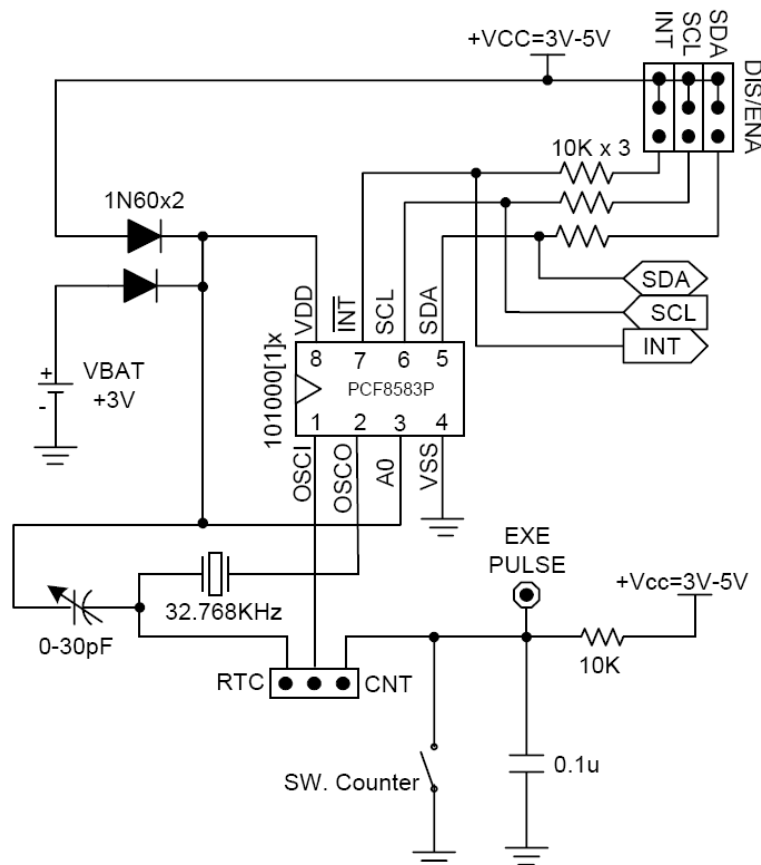


FIG 6: MR-MINI-RTC Schematic

MR-MINI-RTC™ I²C Real Time Clock Board

User Manual

Notes

Contact Us

We maintain a website where you can get information on our products, obtain literature and download support files. Visit us online at:

WWW.GRAVITECH.US

Use our online Forum or e-mail your technical support questions to support@gravitech.us. We try to respond to your questions the same day.

For sales questions or to place and order, direct your e-mails to sales@gravitech.us. Refer to our website for product pricing, shipping rates, payment instructions, and for other info we need to complete your order.

Disclaimer: MicroResearch reserves the right to modify its products or literature, or to discontinue any product at any time without prior notice. The customer is responsible for determining the suitability of any device for any application developed using MicroResearch components.

Copyright © 2007 MicroResearch
GRAVITECH GROUP WWW.GRAVITECH.US



**Стандарт
Электрон
Связь**

Мы молодая и активно развивающаяся компания в области поставок электронных компонентов. Мы поставляем электронные компоненты отечественного и импортного производства напрямую от производителей и с крупнейших складов мира.

Благодаря сотрудничеству с мировыми поставщиками мы осуществляем комплексные и плановые поставки широчайшего спектра электронных компонентов.

Собственная эффективная логистика и склад в обеспечивает надежную поставку продукции в точно указанные сроки по всей России.

Мы осуществляем техническую поддержку нашим клиентам и предпродажную проверку качества продукции. На все поставляемые продукты мы предоставляем гарантию .

Осуществляем поставки продукции под контролем ВП МО РФ на предприятия военно-промышленного комплекса России , а также работаем в рамках 275 ФЗ с открытием отдельных счетов в уполномоченном банке. Система менеджмента качества компании соответствует требованиям ГОСТ ISO 9001.

Минимальные сроки поставки, гибкие цены, неограниченный ассортимент и индивидуальный подход к клиентам являются основой для выстраивания долгосрочного и эффективного сотрудничества с предприятиями радиоэлектронной промышленности, предприятиями ВПК и научно-исследовательскими институтами России.

С нами вы становитесь еще успешнее!

Наши контакты:

Телефон: +7 812 627 14 35

Электронная почта: sales@st-electron.ru

Адрес: 198099, Санкт-Петербург,
Промышленная ул, дом № 19, литера Н,
помещение 100-Н Офис 331