THERMOMARK LINE

The easy way of printing

PHOENIX CONTACT
INSPIRING INNOVATIONS

PHOENIX CONTACT – In dialog with customers and partners worldwide

Phoenix Contact is one of the leading manufacturers of electrical connection and industrial automation technology. Founded over 80 years ago, the company now employs 9900 people all over the world, more than 5500 of whom are based in Germany. A sales network with over 46 subsidiaries and more than 30 additional sales partners guarantees customer proximity directly on site, anywhere in the world.

The product range comprises first-class components, systems and services for a wide range of applications – the offer ranges right from modular terminal blocks to interface technology, PCB connection methods, solutions for surge protection all the way to hardware and software solutions for the automation of industrial systems.

Global player with personal customer contact

Company independence is an integral part of our corporate policy.
Phoenix Contact therefore relies on in-house competence and expertise in a range of contexts: the design and development departments constantly come up with innovative product ideas, developing special solutions to meet customer requirements. Numerous patents emphasize the fact that many products are own-grown Phoenix Contact developments.

THERMOMARK LINE

THERMOMARK LINE from Phoenix Contact is the intelligent solution for the quick and easy labeling of terminal blocks, conductors and devices. The system comprises two different thermal transfer printers, the THERMOMARK CARD and the THERMOMARK ROLL, a high-quality notebook with pre-installed CLIP PROJECT planning and marking software and a wide range of marking materials in card, sheet and roll format.

Table of contents

THERMOMARK LINE –
a seamless system from planning through to the finished printed application
Page 4

THERMOMARK LINE –
marking expertise
Page 10

THERMOMARK CARD –
labeling material in card and sheet format for terminal block, conductor and device marking
Page 18

THERMOMARK ROLL –
labeling material in roll and continuous format for terminal block, conductor and device marking
Page 26

Marker carriers for terminal block, conductor and device marking
Page 36

Matrix –
assignment of the marking material to the individual terminal blocks and devices from Phoenix Contact and other manufacturers
Page 42

Register
Page 64

THERMOMARK LINE –
a seamless system from planning through to the finished printed application

Software

Printer

THERMOMARK LINE - software and hardware made to match for quick and easy labeling of your applications. A wide range of software-controlled terminal block, conductor and device marking materials are available for the labeling of your entire application, irrespective of which printer system you opt for.

Material

THERMOMARK CARD

THERMOMARK ROLL

Marker carriers

Matrix



THERMOMARK CARD

This thermal transfer printer prints marking materials in card and sheet format. You can mark your terminal blocks, conductors and devices easily and to a high quality. The low weight and compact design of the printer also allow for mobile use on-site.

Technical data	
Print resolution	300 dpi
Speed	8 sec/sheet
Interfaces	USB and Ethernet
Power supply	100 - 240 V ~ 50/60Hz, PFC
Operation	Touch screen
Printable material	Plastic sheets, UCT and US format
Dimensions (W x H x D)	253 x 189 x 320 mm
Weight	approx. 6 kg

Description	Type	Order No.
THERMOMARK CARD, thermal transfer printer for card and sheet material, incl. Euro mains cable, US mains cable, USB cable, CLIP PROJECT advanced software, CD with multi-language usermanual, driver and firmware, DIN A5 manual German/English, magazine for UCT-TM materials, magazine for US materials, one UCT-TM 5, one US-EMP (85.6 x 54), one ink ribbon (50-meter sample roll)	THERMOMARK CARD	**5146464**
THERMOMARK CARD SET, consisting of THERMOMARK CARD and MARKING NOTEBOOK with German keyboard and the CLIP PROJECT professional software	THERMOMARK CARD SET	**5147200**
THERMOMARK CARD SET EN, consisting of THERMOMARK CARD and MARKING NOTEBOOK with English keyboard and the CLIP PROJECT professional software	THERMOMARK CARD SET EN	**5147201**

THERMOMARK CARD accessories	Description	Type	Order No.
	Magazine for US cards	THERMOMARK CARD - US-MAG1	**5146451**
	Magazine for UCT sheets [UCT-TM..., UCT1-TM…, UCT5-TM…]	THERMOMARK CARD - UCT-MAG1	**5146480**
	Magazine for UCT sheets [UCT-TMF…]	THERMOMARK CARD - UCT-MAG2	**5146563**
	Magazine for UCT sheets [UCT-WMS…]	THERMOMARK CARD - UCT-MAG3	**5146613**
	Magazine for UCT sheets [UCT1-TMF…]	THERMOMARK CARD - UCT-MAG4	**5146614**
	Magazine for UCT sheets [UCT2-TM…]	THERMOMARK CARD - UCT-MAG5	**5146615**
	Magazine for UCT sheets [UCT3-TM...]	THERMOMARK CARD - UCT-MAG6	**5146616**
	Ink ribbon, ink color: black, length 300 m, width 110 mm	THERMOMARK-RIBBON 110-TC	**080137 1**
	Stable transport case with aluminum edges for printers and accessories	TL CASE	**0800613**

THERMOMARK ROLL

This thermal transfer printer has been designed for printing rolls and continuous media. You can easily create accurately printed labels, markers and shrink sleeves for terminal block, conductor and device marking. The compact printer is also suitable for mobile use.

Technical data	
Print resolution	300 dpi
Interfaces	USB and Ethernet
Power supply	100 - 240 V ~ 50/60Hz, PFC
Operation	Touch screen
Printable material	Labels and shrink sleeve in roll format
Dimensions (W x H x D)	253 x 189 x 320 mm
Weight	approx. 3.5 kg

Description	Type	Order No.
THERMOMARK ROLL, thermal transfer-printer for roll material, incl. Euro mains cable, US mains cable, USB cable, CLIP PROJECT advanced software, CD with multi-language user manual, driver and firmware, DIN A5 manual German/English, one roll of labels EML (20x8) with 1000 labels, one ink ribbon (50-meter sample roll)	THERMOMARK ROLL	**5146477**
THERMOMARK ROLL SET, consisting of THERMOMARK ROLL and MARKING NOTEBOOK with German keyboard and the CLIP PROJECT professional software	THERMOMARK ROLL SET	**5147300**
THERMOMARK ROLL SET EN, consisting of THERMOMARK ROLL and MARKING NOTEBOOK with English keyboard and the CLIP PROJECT professional software	THERMOMARK ROLL SET EN	**5147301**

THERMOMARK ROLL accessories	Description	Type	Order No.
	External media hub, for rolls of 150 to 305 mm outside diameter (RL rolls)	THERMOMARK ROLL-ERH	**5146448**
	External media hub, for rolls of up to 500 mm outside diameter (RXL rolls)	THERMOMARK-ERH 500	**5146309**
	Cutter, can be assembled later, for cutting continuous media precisely to length	THERMOMARK ROLL-CUTTER	**5146422**
	Perforation device, can be assembled later, for perforating continuous media	THERMOMARK ROLL-CUTTER/P	**5146435**
	Ink ribbon, ink color: black, length 300 m, width 110 mm	THERMOMARK-RIBBON 110	**5145384**
	Ink ribbon, ink color: blue, length 300 m, width 110 mm	THERMOMARK-RIBBON 110 BU	**0829544**
	Ink ribbon, ink color: green, length 300 m, width 110 mm	THERMOMARK-RIBBON 110 GN	**0829542**
	Ink ribbon, ink color: red, length 300 m, width 110 mm	THERMOMARK-RIBBON 110 RD	**0829543**
	Ink ribbon, ink color: black, length 300 m, width 110 mm, for high-temperature labels	THERMOMARK-RIBBON 110-EMLHT	**0800342**
	Ink ribbon for labeling shrink sleeves, ink color: black, length 300 m, width 110 mm	THERMOMARK-RIBBON 110-WMSU	**0801358**
	Ink ribbon for labeling shrink sleeves, ink color: white, length 300 m, width 110 mm	THERMOMARK-RIBBON 110-WMSU WH	**0801359**
	Stable transport case with aluminum edges for printers and accessories	TL CASE	**0800613**

CLIP PROJECT...

The high-performance planning and marking software enables quick configuration and labeling for the control cabinet and in the field. With the click of a mouse, the software retrieves all data from electrical planning systems and automatically places the correct products and their markings in graphics and parts lists. CLIP PROJECT... supports all output devices from Phoenix Contact and, thanks to automatic Internet updates, is always up-to-date.

Technical data		Description	Type	Order No.
CPU Main memory/ hard disk space Drive Monitor resolution Operating equipment Operating systems	Pentium II > 400 MHz 128 MB/2GB CD-ROM 1024x768 Mouse recommended Windows Vista Windows XP Windows 7	**CLIP PROJECT advanced**, planning and marking software in German, English, French, Italian, Spanish, Russian, Polish, Hungarian, Czech, Portuguese, Chinese Software is included in the scope of supply of the THERMOMARK CARD and THERMOMARK ROLL.	CLIP PROJECT ADVANCED	**5146040**
		CLIP PROJECT professional, extended version of CLIP PROJECT advanced with additional template designer, for designing your own marking material. Software is included in the scope of supply of the MARKING BOX and is pre-installed on the MARKING Notebook.	CLIP PROJECT PROFESSIONAL	**5146053**

MARKING BOX...

This is the complete labeling system for all applications in terminal block, conductor and device marking.
The box contains the THERMOMARK CARD and THERMOMARK ROLL thermal transfer printers, plus a high-performance notebook with the CLIP PROJECT professional planning and marking software pre-installed. The system guarantees quick startup without the need for installation or configuration work (Plug'n'Print).

Description	Type	Order No.
MARKING BOX, consisting of the THERMOMARK CARD and THERMOMARK ROLL printers, plus the MARKING NOTEBOOK with German keyboard	MARKING BOX	**5147100**
MARKING BOX EN, consisting of the THERMOMARK CARD and THERMOMARK ROLL printers, plus the MARKING NOTEBOOK with English keyboard	MARKING BOX EN	**5147101**
THERMOMARK CARD SET, consisting of THERMOMARK CARD and MARKING NOTEBOOK with German keyboard	THERMOMARK CARD SET	**5147200**
THERMOMARK CARD SET EN, consisting of THERMOMARK CARD and MARKING NOTEBOOK with English keyboard	THERMOMARK CARD SET EN	**5147201**
THERMOMARK ROLL SET, consisting of THERMOMARK ROLL and MARKING NOTEBOOK with German keyboard	THERMOMARK ROLL SET	**5147300**
THERMOMARK ROLL SET EN, consisting of THERMOMARK ROLL and MARKING NOTEBOOK with English keyboard	THERMOMARK ROLL SET EN	**5147301**

MARKING NOTEBOOK

The notebook from the Dell Latitude TM E range transforms the new THERMOMARK printers into a complete marking system. It is characterized by reliability, a long service life and a professional design.
Windows 7, CLIP PROJECT professional marking software and all of the required drivers are pre-installed and guarantee a quick startup of the entire system. Simply connect the notebook and printer via USB and you're done (Plug'n'Print).

Technical data	
Processor	One Intel®Core TM i3
Display	14" WXGA widescreen
Hard disk	160 GB with 5,400 rpm (serial ATA)
Main memory	DDR 3 with 2 GB and 1333 MHz
Battery	Li-ION battery with 37 Wh

The information describes the configuration at the time of going to print.
Subject to modifications in the interest of technical progress or product improvements.

THERMOMARK LINE –
marking expertise

Test procedure for marking material in accordance with recognized standards

Test passed

- Vibration test
- Grid test
- Finat test method
- Resistance to abrasion
- Scratch resistance
- Abrasion and wipe resistance

Mechanical-test

- Resistance to solvents
- Kesternich test
- Salt spray
- Resistance to oil and chemicals
- Aging test
- UV light resistance

Environmental-tests

- Halogen-free protection against flames
- Inflammability classification
- Material properties

Material-tests

Material properties

Polyamide (PA)
Even at high operating temperatures, polyamide has excellent electrical, mechanical, chemical and thermal properties. Brief peak temperatures of up to 200°C are permissible as a result of heat aging stabilization. Polyamide absorbs moisture from its surroundings, on average 2.8%. However, this moisture is not crystallization water in the plastic itself, but chemically bonded H2O groups in the molecular structure. This makes the plastic flexible and resistant to breakage, even at temperatures as low as -60°C. PA belongs to inflammability class V2 to V0 as per UL 94. Polyamide, used by Phoenix Contact, is silicone- and halogen-free and is suitable for use in temperatures between -60°C and +125°C.

Polycarbonate (PC)
Polycarbonate has a high mechanical strength and chemical resistance. Rigidity, dimensional stability and good heat distortion resistance are further distinguishing features of this material. Polycarbonate is used to manufacture particularly smooth and stable marking materials. Polycarbonate, used by Phoenix Contact, absorbs little moisture, is silicone- and halogen-free and is suitable for use in temperatures between -40°C and +125°C.

Polyvinyl chloride (PVC)
PVC has a long service life. It is characterized by its high mechanical strength and chemical resistance. Neither oxygen nor ozone affects PVC. The material is resistant to corrosive salt solutions and most acids. Polyvinyl chloride, used by Phoenix Contact, is silicone-free and is suitable for use in temperatures between -30°C and +80°C.

Polyester
Polyester is a chemical-resistant material. It is ideally suited to printing, shaping and punching. Polyester is resistant to UV radiation and absorbs little moisture. Polyester, used by Phoenix Contact, is silicone- and halogen-free. Depending on its composition, it is suitable for use in temperatures between -40°C and +150°C.

Polyolefins
Polyolefins are semi-crystalline thermoplastics, which can be easily processed as extrusion profiles (shrink sleeves). They are characterized by good chemical resistance. Silicone-free, temperature range: -55°C to +125°C.

Polyethylene (PE)
Polyethylene is a thermoplastic material which is highly resistant to acids, alkalis and other solvents. PE absorbs hardly any moisture and has a high durability and breaking elongation. Silicone- and halogen-free, temperature range: -40°C to +80°C.

Halogen-free
The term halogen-free, based on international standards for the basic materials for PCBs (e.g. IEC 61249-2-21, IPC 4101 C), relates to the elements chlorine and bromine in flame protection agents. This also forbids the use of flame protection agents containing halogen in accordance with DIN EN ISO 1043-4. This means that, according to the definition in the ZVEI position paper (requirements for the use of halogen-free products in the electrical and electronics industry), no flame protection agents containing halogen or PVC are present in the components.

Inflammability classification

▶UL 94

UL 94 describes inflammability tests that have gained particular importance in the field of electrotechnology. Behavior in fire is the main focus. Items are classified according to either UL 94 HB (Horizontal Burn) or UL 94 V (Vertical Burn). The test setup is such that the 94 V0/1/2 classifications are stricter than the 94 HB classification.

UL 94 V0/1/2
After conditioning, the test bar is vertically clamped and flame-treated several times for 10 seconds each.

Between the flame treatments, the time until the test bar is extinguished is measured. The afterglow time and dripping properties are then assessed.
The performance of the test as per this standard is not suitable for foils and/or very thin test objects that shrink under the thermal aging of the flame.

The plastic used for Phoenix Contact products fulfills the higher-grade criteria.

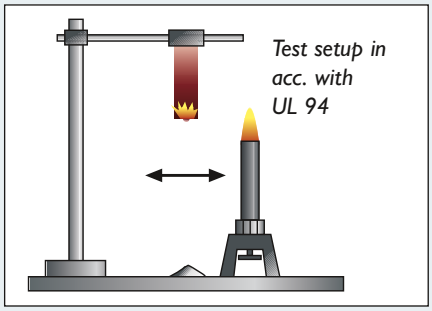

Classification

	UL 94 V0	UL 94 V1	UL 94 V2	UL 94 HB
Burning time after each flame treatment	≤ 10 s	≤ 30 s	≤ 30 s	–
Total burning time after 10 flame treatments	≤ 50 s	≤ 250 s	≤ 250 s	–
Glowing time after the 2nd flame treatment	≤ 30 s	≤ 60 s	≤ 60 s	–
Complete burn-off	No	No	No	Yes
Inflammation of the absorbent cotton under the sample	No	No	Yes	–

Halogen-free protection against flames

▶DIN EN ISO 1043-4

Halogens are the chemical elements astatine, fluorine, chlorine, bromine and iodine. One characteristic of the halogen compounds of bromine and chlorine relates to the reduction in the degree of inflammability when plastics are used. In the event of fire, poisonous corrosive gases are formed, which can also lead to secondary damage as a result of the extinguishing water. For this reason, Phoenix Contact does not use any flame protection agents which contain halogen or other additives. Polyamide, polycarbonate, polycarbonate/acrylnitrile butadiene styrene, acrylnitrile butadiene styrene, and polyolefins feature halogen-free flame protection systems.

UV light resistance

►DIN EN ISO 4892-2 and DIN EN ISO 60068-2-5

In addition to infrared radiation, the solar radiation affecting the surface of the earth has radiation ranges from the UV-A and UV-B spectrum. Depending on the plastic used, the UV-B part of the wavelength of 320 nm induces a more or less strong molecular decomposition that is responsible for a considerable restriction of the plastic's mechanical property profile. Even the properties of printings and labelings can undergo damage to a greater or lesser extent due to this UV radiation, resulting in fading which can even lead to complete illegibility.

If plastics and their printings and labelings are often subjected to day/night cycles outdoors, condensation may appear on the surface in the form of water droplets, which can act similarly to magnifying glasses when the sunshine returns, thus intensifying the radiation effect. The UV-B part of the solar spectrum in particular leads to an impairment of the plastic's mechanical property profile.

Marking materials from Phoenix Contact can be stored in dry as well as humid atmospheres under UV radiation and are tested in accordance with the aforementioned standards. The properties of the plastic and the legibility of the printings and labelings are checked after the test.



Aging test

►IEC 60947-7-1/-2

Modular terminal blocks are characterized, among other things, by long life cycles and their ability to safely withstand continuous temperatures of +125°C. In order to ensure that the labeling of these terminal blocks also meets these requirements, Phoenix Contact uses labeling materials with heat stabilizers.

To simulate usage over several years, the marking materials are subjected to temperature cycles together with the terminal blocks or conductors in the climate cabinet. The minimum temperature in the climate cabinet is set to 20°C and the maximum temperature to 120°C (80°C with PVC). The test objects reach the maximum permissible operating temperature during the warming phase and the 10-minute pause phase. The cooling down phase follows. The test comprises a total of 192 cycles.

Phoenix Contact marking materials are, without exception, tested in accordance with IEC 60947-7-1/-2. All plastics used also have sufficient safety reserves.

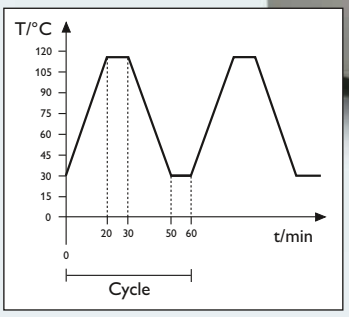

Temperature in relation to time

Resistance to oil and chemicals

▶DIN EN ISO 175

Physical and/or chemical processes/reactions can occur as a result of external media, such as liquids or gases. This can result in a change to the plastic's properties, the plastic becoming damaged or even destroyed. The printings and labelings can also be affected by these changes.

In order to prevent this from happening, Phoenix Contact uses only plastics and printing/labeling materials which have been tested in accordance with DIN EN ISO 175.

Chemical	Weight %
Alkalis	
Sodium hydroxide solution	3
Potassium hydroxide solution	3
Ammonium hydroxide (ammonia water)	25
Alcohols	
Ethanol	100
1-propanol	100
2-propanol	100
Diethylene glycol	100
Aldehyde/ketones	
Ethyl acetate	100
Oils, greases, aliphatic and aromatic hydrocarbons	
IRM 902	100
IRM 903	100
ASTM No. 1	100
Xylol	100
Test benzene (180/220)	100
Hycut SU 68	100
Hycut SET 46	100
Shell Tellus 92	100
Aqueous salt solutions	
Sodium chloride	5
Potassium chloride	5
Ammonium chloride (ammonia solution)	100

Resistance to solvents

▶EN 60464-2:2001

Printings and labelings must be resistant to solvent vapors. Therefore, in accordance with the aforementioned standard, exposure to solvents is continued over 10 days in the following atmospheres:

- Acetone
- n-hexane
- Ethanol

The labelings and printings must still be legible after the 10-day exposure.

Phoenix Contact marking materials are solvent-resistant and fulfill the stringent requirements.

Corrosion test

►DIN 50018

Extreme ambient influences impose demanding requirements on components and their labeling and marking.

The following test method, based on DIN 50018, describes the corrosion test in an alternating condensation climate with an atmosphere that contains sulphur dioxide.

Two liters of distilled water and one liter of SO_2 gas are introduced into a climate cabinet. During the test and at a test temperature of 40°C, an acidic atmosphere is formed, which affects the material surfaces of the test objects. After eight hours of testing, the test objects dry for 16 hours with an open door. A microscopic visual check is finally performed.

All marking materials used by Phoenix Contact comply with this demanding standard and are resistant to aggressive media.

Salt spray

►IEC 60068-2-11/-52

Particularly in shipbuilding, technical components have to be marked and must remain permanently legible in corrosive atmospheres. The salt content of the air in combination with the increased humidity places high demands on the labelings and materials used. On the basis of IEC 60068-2-11/-52, it is possible to simulate the influence of a sea climate.

The resistance of the materials in a corrosive atmosphere is tested using salt spray. The test objects are placed in the test chamber and subjected to a finely dosed spray of 5% sodium chloride solution (NaCl; pH-value 6.5 - 7.2) at a temperature of +35°C for a period of 96 hours. A microscopic inspection is performed after the test. In IEC 60068-2-52, testing is also performed using 5% sodium chloride, but under conditions with different specifications.

Phoenix Contact marking materials fulfill these stringent requirements and can be used even in extreme climatic conditions.

Scratch resistance

▶DIN EN ISO 1518

Labelings and printings must also be resistant to external, point and/or linear mechanical loads. For this reason, Phoenix Contact tests all labelings and printings for scratch resistance in accordance with the aforementioned standard. Here a scratching tool with a hemispherical tip (⌀ 1 mm) is applied to the test object with 2 - 6 N, depending on the printing procedure. A visual and microscopic inspection of the test objects is then performed.

Phoenix Contact marking materials fulfill these demanding mechanical requirements.

Grid test

▶DIN EN ISO 2409

A "Sellotape test" is conducted in accordance with this standard. A transparent self-adhesive tape (e.g. Sellotape) with an adhesive force of 10±1 N is applied to the labeling or printing to be tested and is then removed from the surface with an angle of 60° to the pull-out direction with a speed of approx. 1 cm/s.

There should be no marks from the printing on the adhesive tape after the test.

Phoenix Contact marking materials are tough and resistant to peeling.

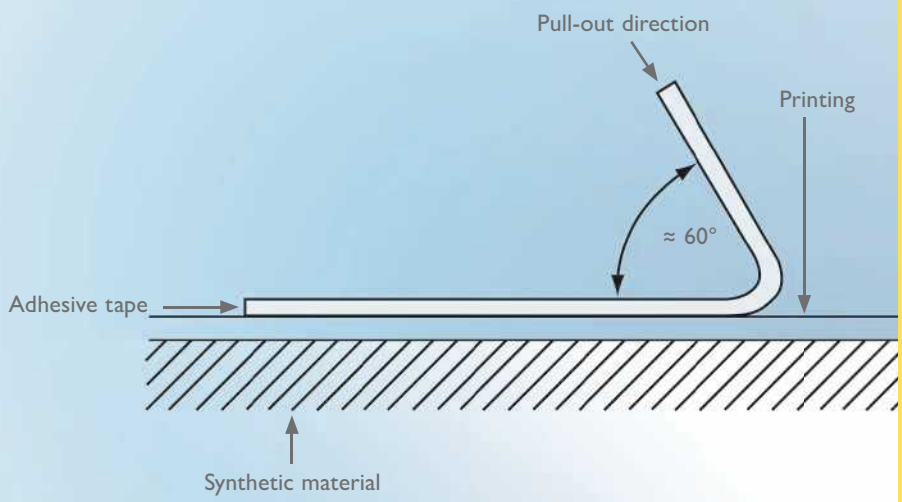

Adhesive strength test

▶based on FINAT test method No. 2

The purpose of this test is to compare the adhesive strength of labels on various basic materials. To this end, a strip of labels (25 mm x 175 mm) is applied to the respective basic material with a specified force. After a defined storage period, the strip is removed from the basic material at an angle of 90° and with a speed of 300 mm/min. The adhesive strength is specified in N/25 mm. The test thus enables the selection of the most suitable label for the application.

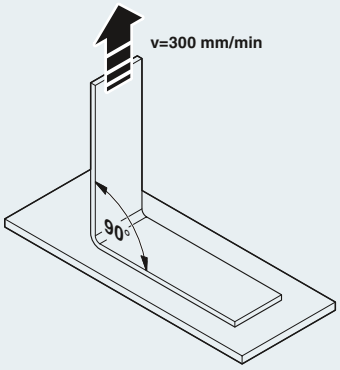

Resistance to abrasion

►KIMW 003, Part 1 In-house standard of the Lüdenscheid Plastics Institute

Labelings and printings must be resistant to externally applied surface loads. Therefore at Phoenix Contact, labelings and printings are subjected to various numbers of strokes (1000, 10,000, 30,000) using a felt disk (hardness H1 as per DIN 61200) with a specific pressure force (1 N, 2 N and/or 4 N). Classification into the various load classes presented in the standard depends on the pressure force that leads to damage to the printing with reference to the number of strokes.

The printings and labelings at Phoenix Contact fulfill the highest load class K9 (30,000 strokes with 4 N pressure force).

Abrasion and wipe resistance

►DIN EN 61010-1

Labelings and printings must be resistant to the standard cleaning agents used in the industry. Therefore at Phoenix Contact, the labelings and printings are rubbed using a soft cloth with water, isopropyl alcohol, petroleum ether and n-hexane. The labelings and printings must still be legible after the test.

Phoenix Contact marking materials fulfill the stringent requirements as regards abrasion and wipe resistance and can thus be used in all applications.

Vibration test

►DIN EN 61373 – Broadband noise (intensity as per DIN EN 50155)

In many applications and especially in traffic engineering, labeling materials are subjected to vibrations and shocks. For a practical simulation of the vibration stress, the test objects are tested for vibration resistance at increasing and decreasing frequencies and amplitudes. In accordance with DIN EN 61373, the objects run through a frequency range of 5 Hz to 150 Hz during the test. The true r.m.s. value of the acceleration is up to 42.5 m/s². The test objects are tested for five hours on each of the three axes (x, y, z). The components and marking materials must not be damaged in such a way that would impair their continued use.

All Phoenix Contact marking materials fulfill these stringent vibration requirements.

►IEC 60068-2-6 – Vibration resistance

This test demonstrates the vibration resistance and the secure seating of the marking materials under the influence of continuous vibrations. Harmonic, sinusoidal vibrations are applied to the test object to simulate rotating, pulsating or oscillating forces. The test is performed on each of the three spatial axes (x, y, z). In the test, the object runs through a frequency range of 5 Hz to 150 Hz at a speed of one octave per minute.The true r.m.s. value of the acceleration is up to 50 m/s². The test objects are tested in the three axes for two hours each. The marking materials must not be damaged in such a way that would impair their continued use. All marking materials fulfill the requirements of the standard. They are therefore particularly suited to demanding applications in which a reliable functioning of the marking materials has to be ensured, even when subjected to vibrations.

Phoenix Contact marking materials fulfill these stringent vibration requirements.



THERMOMARK CARD –
The perfect printer for marking materials in card and sheet format

The THERMOMARK CARD uses the tried-and-tested thermal transfer procedure to print plastic markers in UniCard and UniSheet format.

The UniCard format is characterized by:
– simple handling
– simple separation
– simple mounting

The UniSheet format has the following advantages:
– low price
– simple separation

The comprehensive range includes markers for terminal block, conductor and device marking applications.

You can create the perfect labeling quickly and easily with the CLIP PROJECT software.

Phoenix Contact terminal block marking for high and flat marker grooves

UniCard UCT-TM.../UCT-TMF...

The UCT-TM... range is ideal for the quick and precise labeling of modular terminal blocks with a high marker groove. The UCT-TMF... markers can be used for modular terminal blocks with a flat marker groove. Both markers are available in all standard pitches and colors. [1] [2]





Terminal block width [mm]	Markers per sheet	Pcs./Pkt.	Type	Order No. WH
3.5	102	10	UCT-TM 3,5	**0829484**
4.2	84	10	UCT-TM 4	**0828732**
5.2	72	10	UCT-TM 5	**0828734**
6.2	60	10	UCT-TM 6	**0828736**
7.62	48	10	UCT-TM 7,62	**0828738**
8.2	42	10	UCT-TM 8	**0828740**
10.2	36	10	UCT-TM 10	**0829142**
12	30	10	UCT-TM 12	**0829144**
16	18	10	UCT-TM 16	**0829146**

Terminal block width [mm]	Markers per sheet	Type	Order No.					
			RD	OG	YE	VT	BU	GN
3.5	102	UCT-TM 3,5 ...	**0829505**	**0829506**	**0829485**	**0829507**	**0829508**	**0829509**
4.2	84	UCT-TM 4 ...	**0829149**	**0829150**	**0828733**	**0829151**	**0829152**	**0829153**
5.2	72	UCT-TM 5 ...	**0829154**	**0829155**	**0828735**	**0829156**	**0829157**	**0829158**
6.2	60	UCT-TM 6 ...	**0829159**	**0829160**	**0828737**	**0829161**	**0829162**	**0829163**
7.62	48	UCT-TM 7,62 ...	**0829510**	**0829511**	**0828739**	**0829512**	**0829513**	**0829514**
8.2	42	UCT-TM 8 ...	**0829164**	**0829165**	**0828741**	**0829166**	**0829167**	**0829168**
10.2	36	UCT-TM 10 ...	**0829169**	**0829170**	**0829143**	**0829171**	**0829172**	**0829173**
12	30	UCT-TM 12 ...	**0829174**	**0829175**	**0829145**	**0829176**	**0829177**	**0829178**
16	18	UCT-TM 16 ...	**0829179**	**0829180**	**0829147**	**0829181**	**0829182**	**0829183**

Terminal block width [mm]	Markers per sheet	Pcs./Pkt.	Type	Order No. WH
3.5	108	10	UCT-TMF 3,5	**0829486**
4.2	90	10	UCT-TMF 4	**0828742**
5.2	72	10	UCT-TMF 5	**0828744**
6.2	60	10	UCT-TMF 6	**0828746**
8.2	42	10	UCT-TMF 8	**0828748**
10.2	36	10	UCT-TMF 10	**0829204**
12	30	10	UCT-TMF 12	**0829214**
16	18	10	UCT-TMF 16	**0829218**

Terminal block width [mm]	Markers per sheet	Type	Order No.					
			RD	OG	YE	VT	BU	GN
3.5	108	UCT-TMF 3.5 ...	**0829515**	**0829516**	**0829487**	**0829517**	**0829518**	**0829519**
4.2	90	UCT-TMF 4 ...	**0829184**	**0829185**	**0828743**	**0829186**	**0829187**	**0829188**
5.2	72	UCT-TMF 5 ...	**0829189**	**0829185**	**0828745**	**0829191**	**0829192**	**0829193**
6.2	60	UCT-TMF 6 ...	**0829194**	**0829195**	**0828747**	**0829196**	**0829197**	**0829198**
8.2	42	UCT-TMF 8 ...	**0829199**	**0829200**	**0828749**	**0829201**	**0829202**	**0829203**
10.2	36	UCT-TMF 10 ...	**0829205**	**0829206**	**0829207**	**0829208**	**0829209**	**0829210**
12	30	UCT-TMF 12 ...	**0829212**	**0829213**	**0829211**	**0829215**	**0829216**	**0829217**
16	18	UCT-TMF 16 ...	**0829219**	**0829220**	**0829221**	**0829222**	**0829223**	**0829224**

[1] In order to label this material you will need a suitable magazine. See page 6.
[2] For the assignment of these materials to the appropriate products, see page 42 onwards.

Phoenix Contact terminal block marking for high and flat marker grooves

UniSheet US-TM.../US-TMF...

US-TMF 100 for the easy and low-cost labeling of modular terminal blocks with high and flat marker grooves. US-TM 100 has been specially designed for the labeling of terminal blocks with universal marker grooves, such as the PIT... [1)]





	Material width [mm]	Markers per card	Pcs./Pkt.	Type	Order No. WH
	Unperforated 104	13	10	US-TM 100	**0829255**
	Unperforated 104	20	10	US-TMF 100	**0829260**

Terminal block marking for Weidmüller/Conta Clip and Klemsan for high and flat marker grooves

UniCard UCT1-TM.../UCT1-TMF...

UniCard markers are also available in a variety of common pitches and colors for the individual labeling of modular terminal blocks made by other manufacturers.[1) 2)]

	Terminal block width [mm]	Markers per sheet	Pcs./Pkt.	Type	Order No. WH
	5.2	72	10	UCT1-TM 5	**0829482**
	6.2	60	10	UCT1-TM 6	**0829483**

Terminal block width [mm]	Markers per sheet	Type	Order No.				
			RD	OG	YE	BU	GN
5.2	72	UCT1-TM 5 ...	**0829226**	**0829227**	**0829228**	**0829229**	**0829230**
6.2	60	UCT1-TM 6 ...	**0829232**	**0829233**	**0829234**	**0829235**	**0829236**

	Terminal block width [mm]	Markers per sheet	Pcs./Pkt.	Type	Order No. WH
	5.2	72	10	UCT1-TMF 5	**0829237**
	6.2	60	10	UCT1-TMF 6	**0829243**

Terminal block width [mm]	Markers per sheet	Type	Order No.				
			RD	OG	YE	BU	GN
5.2	72	UCT1-TMF 5 ...	**0829238**	**0829239**	**0829240**	**0829241**	**0829242**
6.2	60	UCT1-TMF 6 ...	**0829244**	**0829245**	**0829246**	**0829247**	**0829248**

[1)] In order to label this material you will need a suitable magazine. See page 6.
[2)] For the assignment of these materials to the appropriate products, see page 49 onwards.

Terminal block marking for Wieland/Cabur and Wago for high marker grooves

UniCard UCT3-TM... and UCT5-TM...

UniCard markers are also available in a variety of common pitches for the individual labeling of modular terminal blocks made by other manufacturers. [1] [2]

	Terminal block width [mm]	Markers per sheet	Pcs./Pkt.	Type	Order No. WH
Terminal block marking, Wieland	5	72	10	UCT3-TM 5	**0829251**
	6	60	10	UCT3-TM 6	**0829252**

	Terminal block width [mm]	Markers per sheet	Pcs./Pkt.	Type	Order No. WH
Terminal block marking, Cabur	5	66	10	UCT5-TM 5	**0828750**
	6	54	10	UCT5-TM 6	**0828752**

UniCard UCT2-TM5/6 and UniSheet US2-TM 100

UniCard and UniSheet markers are also available in a variety of pitches for the individual labeling of modular terminal blocks made by other manufacturers.[1]

	Terminal block width [mm]	Markers per sheet	Pcs./Pkt.	Type	Order No. WH
Terminal block marking, Wago	5.0 - 6.0	72	10	UCT2-TM5/6	**0829249**

	Material width [mm]	Markers per card	Pcs./Pkt.	Type	Order No. WH
Terminal block marking, Wago	Unperforated 104	12	10	US2-TM 100	**0829268**

[1] In order to label this material you will need a suitable magazine. See page 6.
[2] For the assignment of these materials to the appropriate products, see page 49 onwards.

UniCard UCT-WMS... and UniSheet US-WMT...

The UCT-WMS markers are simply threaded onto the conductors and held securely in place by three internal studs. The US-WMT markers have been specially designed for conductor marking with marking collars. The collars protect against environmental influences (see page 39). *)



	Conductor diameter [mm]	Lettering field size [mm]	Markers per sheet	Pcs./Pkt.	Type	Order No. WH	Order No. YE
	1.5 - 3.2	12 x 4	55	5	UCT-WMS 3,2 (12 x 4) …	**0828570**	**0828572**
	2.5 - 4.7	12 x 5.5	45	5	UCT-WMS 4,7 (12 x 5,5)…	**0828571**	**0828573**

	Conductor diameter [mm]	Lettering field size [mm]	Markers per card	Pcs./Pkt.	Type	Order No.
	Depends on marking collars See page 39	10 x 4	112	10	US-WMT (10 x 4)	**0828765**
		12 x 4	98	10	US-WMT (12 x 4)	**0828766**
		15 x 4	84	10	US-WMT (15 x 4)	**0828767**
		18 x 4	70	10	US-WMT (18 x 4)	**0828768**
		23 x 4	56	10	US-WMT (23 x 4)	**0828769**
		30 x 4	42	10	US-WMT (30 x 4)	**0828770**

Conductor diameter [mm]	Lettering field size [mm]	Type	Order No. RD	Order No. OG	Order No. YE	Order No. VT	Order No. BU	Order No. GN
Depends on marking collars See page 39	10 x 4	US-WMT (10 x 4) ...	**0829273**	**0829274**	**0828952**	**0829276**	**0829277**	**0829278**
	12 x 4	US-WMT (12 x 4) ...	**0829280**	**0829281**	**0828953**	**0829283**	**0829284**	**0829285**
	15 x 4	US-WMT (15 x 4) ...	**0829287**	**0829288**	**0828954**	**0829290**	**0829291**	**0829292**
	18 x 4	US-WMT (18 x 4) ...	**0829294**	**0829295**	**0828955**	**0829297**	**0829298**	**0829299**
	23 x 4	US-WMT (23 x 4) ...	**0829301**	**0829302**	**0828956**	**0829304**	**0829305**	**0829306**
	30 x 4	US-WMT (30 x 4) ...	**0829308**	**0829309**	**0828957**	**0829311**	**0829312**	**0829313**

*) In order to label this material you will need a suitable magazine. See page 6.

Conductor marking for cable binder mounting and with self-adhesive labels

UniSheet US-WMTB.../US-WML...

The US-WMTB markers are ideally suited to reliable conductor marking with cable binders (see page 38). The US-WML labels are simply wound around the cables. The transparent protective foil provides support and protection against contamination and abrasion.*)

	Conductor diameter [mm]	Lettering field size [mm]	Markers per card	Pcs./Pkt.	Type	Order No. WH
	> 4	24 x 5	35	10	US-WMTB (24 x 5)	**0828771**
	> 6	29 x 8	24	10	US-WMTB (29 x 8)	**0828772**
	> 6	44 x 15	12	10	US-WMTB (44 x 15)	**0828773**

Conductor diameter [mm]	Lettering field size [mm]	Type	Order No.					
			RD	OG	YE	VT	BU	GN
> 4	24 x 5	US-WMTB (24 x 5) ...	**0829320**	**0829321**	**0828958**	**0829323**	**0829324**	**0829325**
> 6	29 x 8	US-WMTB (29 x 8) ...	**0829327**	**0829328**	**0828959**	**0829330**	**0829331**	**0829332**
> 6	44 x 15	US-WMTB (44 x 15) ...	**0829334**	**0829335**	**0828960**	**0829337**	**0829338**	**0829339**

	Conductor diameter [mm]	Lettering field size [mm]	Markers per card	Pcs./Pkt.	Type	Order No. WH
	< 6	13 x 13	32	10	US-WML 6 (13 x 13)	**0800472**
	< 14	25 x 19	8	10	US-WML 14 (25 x 19)	**0800473**
	< 36	25 x 25	4	10	US-WML 36 (25 x 25)	**0800474**

*) In order to label this material you will need a suitable magazine. See page 6.

UniSheet US-EMP... and US-EMSP...

The US-EMP markers are ideally suited to labeling with marker carriers (see page 38–41). The markers are mounted simply by snapping them into place. The US-EMSP markers are securely fitted by means of mounting with rivets or screws.[1) 2)]

	Lettering field size [mm]	Markers per card	Pcs./Pkt.	Type	Order No.		
					WH	YE	SR
	17 x 15	54	10	US-EMP (17 x 15)	**0828774**	**0828774**	**0828843**
	20 x 9	70	10	US-EMP (20 x 9)	**0829439**		
	25 x 6	84	10	US-EMP (25 x 6)	**0829435**		
	27 x 8	51	10	US-EMP (27 x 8)	**0828775**	**0828844**	**0828845**
	27 x 12.5	30	10	US-EMP (27 x 12,5)	**0828776**	**0828846**	**0828847**
	27 x 15	27	10	US-EMP (27 x 15)	**0828777**	**0828848**	**0828849**
	27 x 18	21	10	US-EMP (27 x 18)	**0828778**	**0828850**	**0828851**
	27 x 27	15	10	US-EMP (27 x 27)	**0828779**	**0828852**	**0828853**
	29 x 8	48	10	US-EMP (29 x 8)	**0829436**	**0829440**	
	40 x 17	16	10	US-EMP (40 x 17)	**0829437**		
	44 x 7	36	10	US-EMP (44 x 7)	**0829438**		
	49 x 15	18	10	US-EMP (49 x 15)	**0828780**	**0828854**	**0828854**
	60 x 15	9	10	US-EMP (60 x 15)	**0828781**	**0828856**	**0828857**
	60 x 30	4	10	US-EMP (60 x 30)	**0828782**	**0828858**	**0828859**
	85.6 x 54	2	10	US-EMP (85,6 x 54)	**0828783**	**0828860**	**0828861**
	100 x 15	1	10	US-EMP (100 x 15)	**0829521**	**0829522**	**0829523**
	50 x 30	4	10	US-EMSP (50 x 30)	**0828786**	**0828927**	**0828928**
	75.6 x 54	2	10	US-EMSP (75,6 x 54)	**0828787**	**0828929**	**0828930**
	90 x 60	2	10	US-EMSP (90 x 60)	**0828788**	**0828931**	**0828932**

[1)] In order to label this material you will need a suitable magazine. See page 6.
[2)] For the assignment of these materials to the appropriate products, see page 61 onwards.

Device marking for gluing onto marker carriers and with self-adhesive labels

UniSheet US-EMLP.../US-EML... and US-EMLC

The US-EMLP markers guarantee a secure fit simply by being glued into marker carriers (see page 41). The US-EML labels are ideal for labeling without marker carriers.
The US-EMLC range can be glued over edges and curves.*)



Lettering field size [mm]	Markers per card	Pcs./Pkt.	Type	Order No. WH	Order No. YE	Order No. SR
11 x 9	135	10	US-EMLP (11 x 9)	**0828789**	**0828871**	**0828872**
15 x 5	189	10	US-EMLP (15 x 5)	**0828790**	**0828873**	**0828874**
17 x 7	108	10	US-EMLP (17 x 7)	**0828792**	**0828877**	**0828878**
17 x 15	54	10	US-EMLP (17 x 15)	**0828793**	**0828879**	**0828880**
20 x 9	75	10	US-EMLP (20 x 9)	**0828795**	**0828883**	**0828884**
22 x 22	24	10	US-EMLP (22 x 22)	**0828796**	**0828885**	**0828886**
27 x 8	51	10	US-EMLP (27 x 8)	**0828797**	**0828889**	**0828890**
27 x 12.5	30	10	US-EMLP (27 x 12,5)	**0828798**	**0828891**	**0828892**
27 x 15	27	10	US-EMLP (27 x 15)	**0828799**	**0828893**	**0828894**
27 x 18	21	10	US-EMLP (27 x 18)	**0828800**	**0828895**	**0828896**
27 x 27	15	10	US-EMLP (27 x 27)	**0828801**	**0828897**	**0828898**
35 x 9	45	10	US-EMLP (35 x 9)	**0828802**	**0828899**	**0829430**
49 x 15	18	10	US-EMLP (49 x 15)	**0828803**	**0828901**	**0828902**
60 x 15	9	10	US-EMLP (60 x 15)	**0828804**	**0828903**	**0828904**
60 x 30	4	10	US-EMLP (60 x 30)	**0828805**	**0828905**	**0828906**
85.6 x 54	2	10	US-EMLP (85,6 x 54)	**0828806**	**0828907**	**0828908**
100 x 60	2	10	US-EMLP (100 x 60)	**0828807**	**0828909**	**0828910**

Lettering field size [mm]	Markers per card	Pcs./Pkt.	Type	Order No. WH	Order No. YE	Order No. SR
Polyester labels						
17.5 x 8	80	10	US-EML (17,5 x 8)	**0800461**	**0800463**	
20 x 8	64	10	US-EML (20 x 8)	**0800458**	**0800460**	
104 x 3.8	34	10	US-EML (104 x 3,8)	**0800464**		
104 x 140	1	10	US-EML (104 x 140)	**0800465**	**0800467**	**0800466**
Textile labels						
20 x 8	64	10	US-EMLC (20 x 8)	**0800468**	**0800469**	
40 x 8	32	10	US-EMLC (40 x 8)	**0800470**	**0800471**	

*) In order to label this material you will need a suitable magazine. See page 6.

THERMOMARK ROLL –
The perfect printer for marking materials in roll and continuous format

The THERMOMARK ROLL uses the tried-and-tested thermal transfer procedure to print labels and shrink sleeves in roll or continuous format.

The advantage of these formats is the quick and easy labeling of large quantities of the same material, with a significantly reduced need for handling.

The comprehensive range includes markers in a vast range of designs for terminal block, conductor and device marking applications.

You can create the perfect labeling with the CLIP PROJECT software.

Roll material TMT..., TML... and SK...

The TMT markers are pre-perforated and are simply inserted into the marking grooves. With the TML self-adhesive marker strips, unlabeled terminal blocks can be marked quickly and the self-adhesive SK label material allows PCB terminal blocks to be labeled individually.



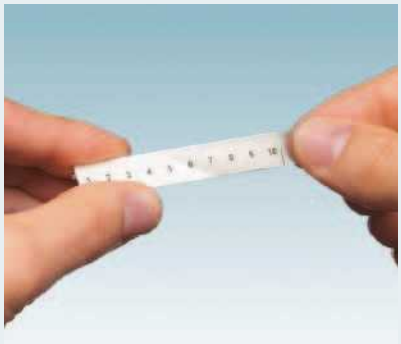

Terminal block width [mm]	Markers per strip	Pcs./Pkt.	Type	Order No. WH
4.2	24	1[1]	TMT 4 R	**0816375**
5.2	19	1[1]	TMT 5 R	**0816430**
6.2	16	1[1]	TMT 6 R	**0816498**
8.2	12	1[1]	TMT 8 R	**0816553**
10.2	10	1[1]	TMT 10 R	**0816210**
Unperforated 101.5	1	1[1]	TMT 100 R	**0816605**
Locking tool			TMT TOOL	**0816650**

Terminal block width [mm]	Markers per strip	Type	Order No.				
			RD	OG	YE	BU	GN
4.2	24	TMT 4 R ...	**0816362**	**0816359**	**0816388**	**0816333**	**0816346**
5.2	19	TMT 5 R ...	**0816427**	**0816414**	**0816443**	**0816391**	**0816401**
6.2	16	TMT 6 R ...	**0816485**	**0816472**	**0816508**	**0816456**	**0816469**
8.2	12	TMT 8 R ...	**0816540**	**0816537**	**0816566**	**0816511**	**0816524**
101.5	1	TMT 100 R ...	**0816595**	**0816582**	**0816618**	**0816223**	**0816579**

Strip height [mm]	Pcs./Pkt.	Type	Order No. TR
4.2	1[2]	TML (101 x 4,2) R TR	**0816621**
9.5	1[1]	TML (101 x 9,5) R TR	**0816647**
4.2	1[3]	TML (E x 4,2) R TR	**0816715**
9.5	1[2]	TML (E x 9,5) R TR	**0816634**

Strip height [mm]	Pcs./Pkt.	Strips per roll	Type	Order No. WH
2.8	1[4]	14	SK 2,8 WH:REEL	**0805205**
3.8	1[4]	12	SK 3,8 WH:REEL	**0805218**
5	1[4]	10	SK 5,0 WH:REEL	**0805221**
10	1[4]	6	SK10,0 WH:REEL	**0812188**

[1] 1 roll = 1000 strips
[2] 1 roll = 2500 strips
[3] 1 roll = 40 m
[4] 1 roll = 90 m

Conductor marking with self-adhesive labels and for insertion into marking collars

Roll material WML...

The conductor marker labels consist of a labeling field and a transparent protective foil. This is wound over the labeling and protects it permanently against contamination and abrasion.



Conductor diameter [mm]	Lettering field size [mm]	Markers per roll	Type	Order No.	
				WH	YE
< 3	13 x 10	5000	WML 3 (13 x 10) R	**0800073**	
< 5	25 x 10	3000	WML 5 (25 x 10) R	**0817523**	
< 6	13 x 13	7000	WML 6 (13 x 13) R	**0816252**	
< 7.5	13 x 13	4000	WML 7,5 (13 x 13) R	**0800074**	
< 7.5	17 x 9	1500	WML 7,5 (17 x 9) R	**0828444**	
< 7.5	25 x 13	2100	WML 7,5 (25 x 13) R	**0800075**	
< 12	25 x 19	1000	WML 12 (25 x 19) R	**0800076**	
< 14	25 x 19	1500	WML 14 (25 x 19) R	**0817536**	**0817549**
< 14	38 x 19	1000	WML 14 (38 x 19) R	**0817552**	
< 18	12 x 12	2500	WML 18 (12 x 12) R	**0817507**	
< 20	31 x 25	500	WML 20 (31 x 25) R	**0828457**	
< 22	25 x 25	900	WML 22 (25 x 25) R	**0800078**	
< 36	25 x 38	500	WML 36 (25 x 38) R	**0817510**	
< 46	25 x 38	250	WML 46 (25 x 38) R	**0800067**	

Roll material EMT...

The EMT markers are used to label conductors in connection with marking collars (see page 39). The labeled markers are pushed into the appropriate marker carrier and are thus protected against environmental influences.*)



Lettering field size [mm]	Markers per roll	Pcs./ Pkt.	Type	Order No.			
				WH	YE	RD	BU
10 x 4	7500	1	EMT (10 x 4) R	**0816235**			
15 x 4	7500	1	EMT (15 x 4) R	**0817329**	**0817358**	**0816249**	**0817332**
23 x 4	5000	1	EMT (23 x 4) R	**0817361**	**0817374**		
24 x 4	5000	1	EMT (24 x 4) R	**0816265**			
25 x 6	5000	1	EMT (25 x 6) R	**0817264**			
29 x 8	5400	1	EMT (29 x 8) R	**0817277**	**0817280**		
40 x 17	2300	1	EMT (40 x 17) R	**0817293**			
44 x 7	2500	1	EMT (44 x 7) R	**0819275**			

*) For the assignment of this material to the appropriate products, see page 37 onwards.

Roll material WMT...

The WMT markers, made of polyester foil, are used to label conductors. The printed individual markers are easy to slide onto the conductor and are captively mounted.



	Conductor diameter [mm]	Lettering field size [mm]	Markers per roll	Type	Order No. WH
	1.0 - 2.4	15 x 4	4000	WMT 2.4 (15 x 4) R	**0816281**
	2.0 - 3.5	15 x 5	4000	WMT 3.5 (15 x 5) R	**0817222**
	3.0 - 4.2	15 x 6	4000	WMT 4.2 (15 x 6) R	**0817235**
	4.0 - 5.5	15 x 8	4000	WMT 5.5 (15 x 8) R	**0817248**
	5.0 - 8.4	17 x 10	4000	WMT 8.4 (17 x 10) R	**0817251**

Roll material WMTB...

WMTB conductor marking is ideally suited to marking and also bundling conductors in indoor areas. This marker is made of tear-free polyester foil with fixing loops and is fastened to the conductor with cable binders (see page 38).



	Conductor diameter [mm]	Lettering field size [mm]	Markers per roll	Pcs./Pkt.	Type	Order No. WH
	> 6	24 x 8	4000	1	WMTB (24 x 8) R	**0816278**
	> 6	35 x 15	1700	1	WMTB (35 x 15) R	**0817316**

Roll material WMS... (pre-assembled)

The shrinkable WMS… marker sleeves are ideally suited to captive cable and conductor marking. The halogen-free, perforated material can be easily separated into smaller sections. They are attached to the conductor by simply threading them on and removing them from the carrier. [1] [2]



Conductor diameter [mm]	Lettering field size [mm]	Markers per roll	Type	Order No.	
				WH	YE
0.8 - 2.4	15 x 4	1000	WMS 2,4 (15 x 4) R	**0800379**	**0800412**
0.8 - 2.4	15 x 4	4000	WMS 2,4 (15 x 4) RL	**0800389**	
0.8 - 2.4	15 x 4	10,000	WMS 2,4 (15 x 4) RXL	**0800396**	
0.8 - 2.4	30 x 4	500	WMS 2,4 (30 x 4) R	**0800373**	**0800407**
0.8 - 2.4	30 x 4	2000	WMS 2,4 (30 x 4) RL	**0800386**	
0.8 - 2.4	30 x 4	5000	WMS 2,4 (30 x 4) RXL	**0800394**	
0.8 - 2.4	60 x 4	250	WMS 2,4 (60 x 4) R	**0800363**	**0800398**
0.8 - 2.4	60 x 4	1000	WMS 2,4 (60 x 4) RL	**0800383**	
0.8 - 2.4	60 x 4	2500	WMS 2,4 (60 x 4) RXL	**0800392**	
1.0 - 3.2	15 x 5	1000	WMS 3,2 (15 x 5) R	**0800380**	**0800413**
1.0 - 3.2	15 x 5	4000	WMS 3,2 (15 x 5) RL	**0800390**	
1.0 - 3.2	30 x 5	500	WMS 3,2 (30 x 5) R	**0800374**	**0800408**
1.0 - 3.2	30 x 5	2000	WMS 3,2 (30 x 5) RL	**0800387**	
1.0 - 3.2	60 x 5	250	WMS 3,2 (60 x 5) R	**0800364**	**0800399**
1.0 - 3.2	60 x 5	1000	WMS 3,2 (60 x 5) RL	**0800384**	
1.6 - 4.8	15 x 9	1000	WMS 4,8 (15 x 9) R	**0800382**	**0800414**
1.6 - 4.8	15 x 9	4000	WMS 4,8 (15 x 9) RL	**0800391**	
1.6 - 4.8	15 x 9	10,000	WMS 4,8 (15 x 9) RXL	**0800397**	
1.6 - 4.8	30 x 9	500	WMS 4,8 (30 x 9) R	**0800375**	**0800409**
1.6 - 4.8	30 x 9	2000	WMS 4,8 (30 x 9) RL	**0800388**	
1.6 - 4.8	30 x 9	5000	WMS 4,8 (30 x 9) RXL	**0800395**	
1.6 - 4.8	60 x 9	250	WMS 4,8 (60 x 9) R	**0800366**	**0800400**
1.6 - 4.8	60 x 9	1000	WMS 4,8 (60 x 9) RL	**0800385**	
1.6 - 4.8	60 x 9	2500	WMS 4,8 (60 x 9) RXL	**0800393**	
2.1 - 6.4	30 x 10	500	WMS 6,4 (30 x 10) R	**0800376**	**0800410**
2.1 - 6.4	60 x 10	250	WMS 6,4 (60 x 10) R	**0800367**	**0800401**
3.1 - 9.5	30 x 16	500	WMS 9,5 (30 x 16) R	**0800377**	**0800411**
3.1 - 9.5	60 x 16	250	WMS 9,5 (60 x 16) R	**0800368**	**0800402**
4.2 - 12.7	60 x 20	250	WMS 12,7 (60 x 20) R	**0800369**	**0800403**
6.4 - 19.1	60 x 30	250	WMS 19,1 (60 x 30) R	**0800370**	**0800404**
8.5 - 25.4	60 x 40	250	WMS 25,4 (60 x 40) R	**0800371**	**0800405**
12.7 - 38.1	60 x 60	250	WMS 38,1 (60 x 60) R	**0800372**	**0800406**

[1] For RL and RXL rolls, an external media hub is required (see page 7).
[2] For the labeling of WMS material, a special ink ribbon is required (see page 7).

Roll material WMS... (continuous)

The shrinkable WMS… marker sleeves are perfectly suited to captive cable and conductor marking. The halogen-free, thin-walled sleeves can be cut to any length using the perforation knife and are then easy to separate. [2] [3] [4]

Conductor diameter [mm]	Sleeve length [m]	Markers per roll	Type	Order No.		
				WH	YE	BK
0.8 - 2.4	30	1	WMS 2.4 (E x 4) R	**0800289**	**0800300**	**0800415**
0.8 - 2.4	120	1	WMS 2.4 (E x 4) RL	**0800319**	**0800328**	**0800427**
1.0 - 3.2	30	1	WMS 3.2 (E x 5) R	**0800290**	**0800301**	**0800416**
1.0 - 3.2	120	1	WMS 3.2 (E x 5) RL	**0800320**	**0800329**	**0800428**
1.6 - 4.8	30	1	WMS 4.8 (E x 8) R	**0800291**	**0800302**	**0800418**
1.6 - 4.8	120	1	WMS 4.8 (E x 8) RL	**0800321**	**0800330**	**0800429**
2.1 - 6.4	25	1	WMS 6.4 (E x 10) R	**0800292**	**0800303**	**0800419**
2.1 - 6.4	100	1	WMS 6.4 (E x 10) RL	**0800322**	**0800331**	**0800430**
3.1 - 9.5	20	1	WMS 9.5 (E x 16) R	**0800293**	**0800304**	**0800421**
3.1 - 9.5	80	1	WMS 9.5 (E x 16) RL	**0800324**	**0800332**	**0800431**
4.2 - 12.7	20	1	WMS 12.7 (E x 20) R	**0800294**	**0800305**	**0800422**
4.2 - 12.7	80	1	WMS 12.7 (E x 20) RL	**0800325**	**0800333**	**0800432**
6.4 - 19.1	20	1	WMS 19.1 (E x 30) R	**0800295**	**0800306**	**0800423**
6.4 - 19.1	80	1	WMS 19.1 (E x 30) RL	**0800326**	**0800334**	**0800434**
8.5 - 25.4	15	1	WMS 25.4 (E x 40) R	**0800296**	**0800308**	**0800424**
8.5 - 25.4	60	1	WMS 25.4 (E x 40) RL	**0800327**	**0800335**	**0800435**
12.7 - 38.1	15	1	WMS 38.1 (E x 60) R	**0800298**	**0800309**	**0800425**
16.9 - 50.8	15	1	WMS 50.8 (E x 80) R	**0800299**	**0800311**	**0800426**

[2] For the labeling of WMS material, a special ink ribbon is required (see page 7).
[3] For all continuous marker sleeves, an external media hub with an outside diameter of up to 305 is required (see page 7).
[4] For perforating and cutting the continuous material to length, a cutter is required (see page 7).

Roll material EML...

The self-adhesive EML... device markers made of high-grade polyester have been developed for the marking of operating equipment in control, system and control cabinet engineering. The device markers are characterized by their high adhesive strength and an accurate printing quality that is resistant to solvents.





Lettering field size [mm]	Markers per roll	Pcs./ Pkt.	Type	Order No.			
				WH	YE	SR	TR
10 x 4	10,000	1	EML (10 x 4) R	**0815583**			
10 x 7	10,000	1	EML (10 x 7) R …	**0816663**	**0816676**		
15 x 6	2500	1	EML (15 x 6) R YE		**0819288**		
15 x 9	2500	1	EML (15 x 9) R …	**0815677**	**0816045**	**0816032**	
16.5 x 5	2500	1	EML (16,5 x 5) R …	**0816702**	**0816728**		
16.5 x 5	10,000	1	EML (16,5 x 5) RL	**0816113**	**0816126**		
16 x 7	2500	1	EML (16 x 7) R …	**0818001**	**0816731**		
17.5 x 8	2500	1	EML (17,5 x 8) R …	**0816744**	**0816757**		
17.5 x 8	10,000	1	EML (17,5 x 8) RL		**0816139**		
18 x 6	10,000	1	EML (18 x 6) RL YE		**0828460**		
19 x 6	2500	1	EML (19 x 6) R	**0816760**			
20 x 7	2500	1	EML (20 x 7) R YE		**0816773**		
20 x 8	2500	1	EML (20 x 8) R…	**0816786**	**0816799**		
21.5 x 21.5	2500	1	EML (21,5 x 21,5) R SR			**0816812**	
24 x 4	2500	1	EML (24 x 4) R	**0800061**			
25.4 x 12.7	2500	1	EML (25,4 x 12,7) R …	**0816825**	**0816838**		
25.4 x 12.7	10,000	1	EML (25,4 x 12,7) RL	**0816087**			
26.5 x 7.5	1000	1	EML (26,5 x 7,5) R …			**0816841**	
26.5 x 12	2500	1	EML (26,5 x 12) R …			**0816854**	
26.5 x 17.5	2500	1	EML (26,5 x 17,5) R …		**0816896**	**0816883**	
26.5 x 18.5	2500	1	EML (26,5 x 18,5) R …			**0816906**	
26.5 x 26.5	2500	1	EML (26,5 x 26,5) R …			**0816919**	
30 x 20	2500	1	EML (30 x 20) R …	**0816922**	**0816935**		
32 x 25	1500	1	EML (32 x 25) R YE		**0800020**		
38 x 17	2500	1	EML (38 x 17) R	**0816951**			
38.1 x 19	10,000	1	EML (38,1 x 19) RL	**0816171**			
40 x 8	1000	1	EML (40 x 8) R	**0816980**			
40 x 15	2500	1	EML (40 x 15) R SR			**0815729**	
40 x 25	1000	1	EML (40 x 25) R …	**0818027**	**0816977**		
50.8 x 25.4	3000	1	EML (50,8 x 25,4) RL	**0816184**			
51 x 12.5	1000	1	EML (51 x 12,5) R TR				**0815745**
51 x 25	1000	1	EML (51 x 25) R …	**0817028**	**0817031**	**0817002**	
69.8 x 31.8	10,000	1	EML (69,8 x 31,8) RL	**0816197**			
70 x 32	1000	1	EML (70 x 32) R …	**0817060**	**0817073**	**0817057**	
70 x 50	400	1	EML (70 x 50) R …	**0817099**		**0817086**	
76.2 x 6.5	10,000	1	EML (76,2 x 6,5) RL YE		**0816207**		
90 x 5	2500	1	EML (90 x 5) R	**0817109**			
100 x 40	300	1	EML (100 x 40) R	**0800286**			
100 x 73	300	1	EML (100 x 73) R …	**0817125**	**0817138**	**0817112**	
100 x 90	250	1	EML (100 x 90) R …	**0817154**		**0817141**	
101.6 x 25.4	10,000	1	EML (101,6 x 25,4) RL SR			**0815790**	

Roll material EML...

The self-adhesive EMLHT markers have been specially developed for high temperatures and can be used continuously under temperatures ranging from –40°C to 180°C, and up to 300°C for 60 seconds. The textile EMLC makes gluing over edges possible. The particularly flexible EMLF material is ideal for uneven surfaces.



Lettering field size [mm]	Markers per roll	Pcs./ Pkt.	Type	Order No. WH	YE	SR	TR
High-temperature labels							
8 x 8	4000	1	EMLHT (8 x 8) R	**0800340**			
15 x 15	4000	1	EMLHT (15 x 15) R	**0800341**			
40 x 15	1000	1	EMLHT (40 x 15) R	**0800339**			
45 x 5	2500	1	EMLHT (45 x 5) R	**0800337**			
50 x 10	1000	1	EMLHT (50 x 10) R	**0800338**			
Ø 12	1000	1	EMLHT (D12) R	**0801376**			
For high-temperature labels, the EMLHT ink ribbon is required. See page 7							
Textile labels							
15 x 9	2500	1	EMLC (15 x 9) R YE		**0800236**		
17.5 x 8	2500	1	EMLC (17.5 x 8) R YE		**0800237**		
20 x 8	2500	1	EMLC (20 x 8) R YE		**0800235**		
25 x 8	2500	1	EMLC (25 x 8) R YE		**0800240**		
25.4 x 12.7	2500	1	EMLC (25.4 x 12.7) R YE		**0800238**		
38 x 17	1000	1	EMLC (38 x 17) R YE		**0800557**		
40 x 8	1000	1	EMLC (40 x 8) R ...	**0800554**	**0800555**		
51 x 25	750	1	EMLC (51 x 25) R YE		**0800558**		
Flexible PVC labels							
108 x E	1	1[2]	EMLF (108 x E) R …	**0800549**	**0800550**	**0800551**	**0800552**
Continuous polyester labels							
37 x E	1	1[1]	EML (37 x E) R TR				**0815716**
100 x E	1	1[1]	EML (100 x E) RL SR			**0815787**	
Round polyester labels							
Ø 17.5	2500	1	EML (D17.5) R	**0815774**			

[1] 1 roll = 90 m
[2] 1 roll = 40 m

Roll material EMLP...

The self-adhesive EMLP labels have a high-quality appearance and a high resistance to chemical and mechanical influences. The markers are used to label components, devices and buttons.*)

Lettering field size [mm]	Markers per roll	Pcs./ Pkt.	Type	Order No.	
				WH	SR
13 x 9	500	1	EMLP (13 x 9) R	**0819453**	
17.5 x 12	500	1	EMLP (17,5 x 12) R	**0819466**	
17 x 7	500	1	EMLP (17 x 7) R	**0826844**	
20 x 7	500	1	EMLP (20 x 7) R	**0819479**	
20 x 8	500	1	EMLP (20 x 8) R	**0819482**	
22 x 12	500	1	EMLP (22 x 12) R	**0819495**	
22 x 22	500	1	EMLP (22 x 22) R SR		**0825528**
27 x 8	500	1	EMLP (27 x 8) R SR		**0819518**
27 x 12.5	500	1	EMLP (27 x 12,5) R SR		**0819521**
27 x 18	500	1	EMLP (27 x 18) R SR		**0819534**
27 x 27	500	1	EMLP (27 x 27) R SR		**0827467**
45 x 15	500	1	EMLP (45 x 15) R SR		**0819547**
60 x 30	250	1	EMLP (60 x 30) R	**0817510**	

Lettering field size [mm]	Markers per roll	Pcs./ Pkt.	Type	Order No.	
				WH	SR
30 x 12	500	1	EMLP 24 (30 x 12) R …	**0819550**	**0819563**

*) For the assignment of these materials to the appropriate products, see page 62.

Device marking with self-adhesive safety labels and for snapping in

Roll material EMLS...

When this tamper-proof label is detached (can be used, e.g., as a rating plate or security label), a part of the metal-plated layer is also detached and leaves a triangular pattern on the label and the background.

Lettering field size [mm]	Markers per roll	Pcs./Pkt.	Type	Order No. SR
15 x 9	2500	1	EMLS (15 x 9) R SR	**0800347**
19 x 6	2500	1	EMLS (19 x 6) R SR	**0800343**
20 x 20	1000	1	EMLS (20 x 20) R SR	**0800344**
26.5 x 12	1000	1	EMLS (26.5 x 12) R SR	**0800353**
38.1 x 19	1000	1	EMLS (38.1 x 19) R SR	**0800354**
40 x 8	1000	1	EMLS (40 x 8) R SR	**0800348**
45 x 15	1000	1	EMLS (45 x 15) R SR	**0800345**
60 x 30	500	1	EMLS (60 x 30) R SR	**0800355**
70 x 32	500	1	EMLS (70 x 32) R SR	**0800346**
70 x 150	100	1	EMLS (70 x 150) R SR	**0800351**
76 x 51	250	1	EMLS (76 x 51) R SR	**0800350**
85 x 32	250	1	EMLS (85 x 32) R SR	**0800356**

Roll material EMT...

A range of EMT markers in various sizes and colors is available for the labeling of controllers and modules, including those from other manufacturers.*)

Lettering field size [mm]	Markers per roll	Pcs./ Pkt.	Type	Order No. WH	Order No. YE	Order No. TQ
50 x 13	500	1	EMT (50/28 x 13) R …	**0800049**	**0800438**	**0800050**
50 x 26	500	1	EMT (50 x 26) R …	**0800052**	**0800054**	**0800053**
62 x 10	500	1	EMT (62 x 10) R …	**0800057**	**0800477**	
62 x 46	250	1	EMT (62 x 46) R …	**0800059**	**0800478**	
103 x 17	500	1	EMT (103 x 17) R …	**0800039**	**0800436**	**0800041**
103 x 23	500	1	EMT (103 x 23) R …	**0800040**	**0800437**	**0800437**

*) For the assignment of this material to the appropriate products, see page 60 onwards.

Transparent covers EMLPR... and EMPPR...

The very thick yet flexible EMLPR... shock protection is simply bonded over the labeled markers and provides a high degree of protection against chemical and mechanical influences. The EMPPR... range has the same function, but these are snapped over the labels into the CARRIERS provided.

	Cover size [mm]	Foils per card	Type	Order No.
	26.5 x 14.5	51	EMLPR (26,5 x 14,5)	**0800546**
	26.5 x 17.5	42	EMLPR (26,5 x 17,5)	**0800360**
	26.5 x 26.5	30	EMLPR (26,5 x 26,5)	**0800361**
	30 x 40	14	EMLPR (30 x 40)	**0800359**
	80 x 42	6	EMLPR (80 x 42)	**0800357**
	80 x 60	4	EMLPR (80 x 60)	**0800358**
	100 x 30	9	EMLPR (100 x 30)	**0800362**

	Cover size [mm]	For marker carriers	Type	Order No.
	27 x 15	CARRIER-EMP 22 (27 x 15) See page 41	EMPPR (27 x 15)	**0829535**
	27 x 18	CARRIER-EMP 22 (27 x 18) See page 41	EMPPR (27 x 18)	**0829536**

Marker carriers STP...

The marker carriers help in the labeling of wired multi-level terminal blocks. Depending on the design, the carriers are either plugged into the sockets of the upper terminal level or are snapped into the uppermost marking groove where available.

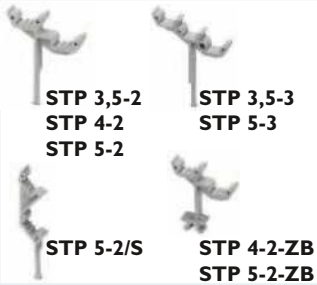

Terminal block width [mm]	Type	Order No.	Pcs./ Pkt.	Can be labeled with type	Order No.
> 3.5	STP 3,5-2	**0830131**	100	UCT-TM 3,5	**0829484**
> 3.5	STP 3,5-3	**0830132**	100	UCT-TM 3,5	**0829484**
> 4	STP 4-2	**0810575**	100	UCT-TM 4	**0828732**
> 5	STP 5-2	**0800967**	100	UCT-TM 5	**0828734**
> 5	STP 5-3	**0810562**	100	UCT-TM 5	**0828734**
> 5	STP 5-2/S	**0800970**	100	UCT-TM 5	**0828734**
> 4	STP 4-2-ZB	**3038613**	100	UCT-TM 4	**0828732**
> 5	STP 5-2-ZB	**3037643**	100	UCT-TM 5	**0828734**

Terminal block group marking

Terminal block groups are marked using marking labels that are snapped into the high marker groove of the terminal blocks. The foot of the marking labels is designed in such a way that the actual terminal point labeling is thoroughly retained.



Type	Order No.	Pcs./Pkt.	Can be labeled with type	Order No.
GBS 5-25 x 5	**0829126**	100	UCT-TM 5	**0828734**
			UCT-TM 6	**0828736**
			EML (24 x 4)R	**0800061**
GBS 5-25 x 12	**0810588**	100	UCT-TM 5	**0828734**
			UCT-TM 6	**0828736**
			EML (25,4 x 12,7) R	**0816825**
GBS-ZB/26 x 6	**0809298**	100	UCT-TM...	
			EMT (25 x 6) R	**0817264**
			US-EMP (25 x 6)	**0829435**
AK-DST/UK	**1000708**	50	UCT-TM 5	**0828734**
			EMT (24 x 4) R	**0816265**
AK-DST/DIK	**1000779**	50	UCT-TM 5	**0828734**
			EMT (24 x 4) R	**0816265**
UBE	**0800310**	10	US-EMP (40 x 17)	**0829437**
			EMT (40 x 17) R	**0817293**
UBE/D	**0800307**	10	US-EMP (40 x 17)	**0829437**
			EMT (40 x 17) R	**0817293**

Terminal strip marking KLM

Terminal strip markers are used for labeling both groups and partitions. The markers can be mounted on various end brackets.

Type	Pcs./ Pkt.	Order No.	Can be labeled with type	Order No.
KLM (for end brackets CLIPFIX 35 and E/UK)	100	**1004306**	US-EMP (25 x 6)	**0829435**
			EMT (25 x 6) R	**0817264**
KLM 1 (for end brackets E/MK, E/MK 1 and E/MBK)	100	**1004319**	EMT (24 x 4) R	**0816265**
KLM 2 (for end brackets CLIPFIX…)	100	**0807575**	UCT-TM 4 - UCT-TM 16	
KLM 3 (for end brackets CLIPFIX…)	100	**0811969**	US-EML (20 x 8)	**0800458**
			EML (20 x 8) R	**0816786**
			EMLP (20 x 8) R	**0819482**
			EMLC (20 x 8) R YE	**0800235**
KLM 3-L (for end brackets CLIPFIX…)	100	**0814788**	US-EML (20 x 8)	**0800458**
			EML (20 x 8) R	**0816786**
			EMLP (20 x 8) R	**0819482**
			EMLC (20 x 8) R YE	**0800235**
KLM-A (for end brackets CLIPFIX 35, E/UK and E/NS 35 N)	100	**1004348**	US-EMP (44 x 7)	**0829438**
			EMT (44 x 7)	**0819275**

Cable binders PKB...

Cable binders have been used to bundle control cables and other cables for decades.
They are ideal for fixing cables and as an accessory for various cable markers.

Length/width [mm]	Pcs./Pkt.	Color	Type	Order No.
100 x 2.5	1000	Transparent	PKB 100 x 2,5	**1005457**
140 x 3.6	1000	Transparent	PKB 140 x 3,6	**1005460**
190 x 4.8	1000	Transparent	PKB 190 x 4,8	**1005473**
200 x 2.5	1000	Transparent	PKB 200 x 2,5	**1005486**
290 x 4.8	1000	Transparent	PKB 290 x 4,8	**1005499**
370 x 4.8	1000	Transparent	PKB 370 x 4,8	**1005509**
100 x 2.5	1000		PKB 100 x 2,5 BK	**1005512**
140 x 3.6	1000		PKB 140 x 3,6 BK	**1005525**
190 x 4.8	1000		PKB 190 x 4,8 BK	**1005538**
200 x 2.5	1000		PKB 200 x 2,5 BK	**1005541**
290 x 4.8	1000		PKB 290 x 4,8 BK	**1005554**
370 x 4.8	1000		PKB 370 x 4,8 BK	**1005567**

Marking collars PATG... and PAB KTL...

The closed PATG marking collars are pushed onto the conductor before it is connected. The PAB-KTL... collars are particularly suited to the identification and simultaneous bundling of conductors with cable binder mounting.*)

Can be labeled with type	Conductor diameter [mm]	Pcs./Pkt.	Type	Order No.
US-WMT (10 x 4)… and EMT (10 x 4) See page 22 and 28	0.6 - 1.2	1000	PATG 0/10	**1013795**
	1.5 - 2.5	1000	PATG 1/10	**1013805**
	2.0 - 4.0	1000	PATG 2/10	**1013818**
	4.0 - 7.0	500	PATG 3/10	**1013821**
US-WMT (12 x 4)… See page 22	0.6 - 1.2	1000	PATG 0/12	**0827076**
	1.5 - 2.5	1000	PATG 1/12	**0827077**
	2.0 - 4.0	1000	PATG 2/12	**0827078**
	4.0 - 7.0	500	PATG 3/12	**0827079**
	6.0 - 10.0	500	PATG 4/12	**0827080**
US-WMT (15 x 4)… and EMT (15 x 4) See page 22 and 28	0.6 - 1.2	1000	PATG 0/15	**1013740**
	1.5 - 2.5	1000	PATG 1/15	**1013025**
	2.0 - 4.0	1000	PATG 2/15	**1013038**
	4.0 - 7.0	500	PATG 3/15	**1013041**
	6.0 - 10.0	500	PATG 4/15	**1013054**
	10.0 - 14.0	200	PATG 5/15	**1013067**
	14.0 - 22.0	200	PATG 6/15	**1013070**
US-WMT (18 x 4)… See page 22	0.6 - 1.2	1000	PATG 0/18	**0820507**
	1.5 - 2.5	1000	PATG 1/18	**0820510**
	2.0 - 4.0	1000	PATG 2/18	**0820523**
	4.0 - 7.0	500	PATG 3/18	**0820536**
	6.0 - 10.0	500	PATG 4/18	**0820549**
	10.0 - 14.0	200	PATG 5/18	**0828059**
	14.0 - 22.0	200	PATG 6/18	**0828062**
US-WMT (23 x 4)… and EMT (23 x 4) See page 22 and 28	0.6 - 1.2	1000	PATG 0/23	**0828046**
	1.5 - 2.5	1000	PATG 1/23	**1013847**
	2.0 - 4.0	500	PATG 2/23	**1013850**
	4.0 - 7.0	500	PATG 3/23	**1013863**
	6.0 - 10.0	200	PATG 4/23	**0808011**
	10.0 - 14.0	200	PATG 5/23	**0808024**
	14.0 - 22.0	100	PATG 6/23	**0808037**
	1)	200	PAB-KTL 23	**1013957**
US-WMT (30 x 4)… See page 22	1.5 - 2.5	500	PATG 1/30	**0822440**
	2.0 - 4.0	500	PATG 2/30	**0822453**
	4.0 - 7.0	200	PATG 3/30	**0822466**
	6.0 - 10.0	200	PATG 4/30	**0822479**
	10.0 - 14.0	200	PATG 5/30	**0822482**
	1)	200	PAB-KTL	**1013261**

*) For suitable cable binders, see page 38.

Plastic conductor markers KMK...

KMK plastic cable markers combine the functions of conductor marking and conductor bundling. Suitable insert labels are inserted into the markers and they are then sealed tightly.*)

Type	Pcs./Pkt.	Order No.	Can be labeled with type	Order No.
KMK	100	**1005208**	US-EMP (29 x 8)	**0829436**
			EMT (29 x 8) R	**0817277**
KMK 2	100	**1005266**	US-EMP (29 x 8)	**0829436**
			EMT (29 x 8) R	**0817277**
KMK 3	50	**1005211**	US-EMP (40 x 17)	**0829437**
			EMT (40 x 17) R	**0819275**
KMK 4	50	**1005305**	US-EMP (40 x 17)	**0829437**
			EMT (40 x 17) R	**0819275**

Conductor markers LM and KME

The LM and KME conductor markers consist of a plastic label with an injection molded cable binder. The transparent sealing cap of the LM holds the printed label and protects it from contamination. The KME is directly labeled with a self-adhesive label.

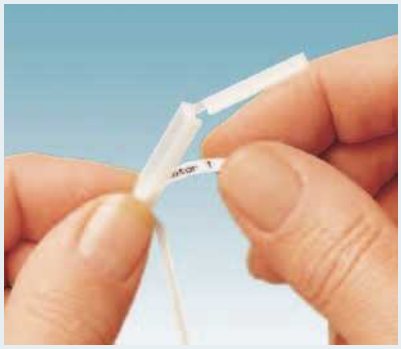



Type	Pcs./Pkt.	Order No.	Can be labeled with type	Order No.
LM	100	**1004377**	EMT (24 x 4) R	**0816265**
KME	50	**0807083**	EML (20 x 8)	**0816786**
			EMLC (20 x 8) R	**0800235**
			EMLP (20 x 8) R	**0819482**

*) For suitable cable binders, see page 38.

Device markers CARRIER-EMP 22, -EMLP 22 and -EMP

CARRIER-EMP 22 and -EMLP 22 marker carriers, with the appropriate markers, are used for the identification of buttons and switches. With the -EMP 22, markers are effortlessly snapped into place and with the -EMLP 22 they are adhered. Together with US-EMP... markers, the CARRIER-EMPs mark devices and control cabinets. The material is easily snapped into place.

	Can be labeled with type	Pcs./ Pkt.	Type	Order No.		
				BK	TR	GY
	US-EMP (27 x 8)… See page 24	50	CARRIER-EMP 22 (27 x 8)	**0827445**		
	US-EMP (27 x 12,5)… See page 24	50	CARRIER-EMP 22 (27 x 12,5)	**0827446**		
	US-EMP (27 x 15)… See page 24	50	CARRIER-EMP 22 (27 x 15)	**0827447**		
	US-EMP (27 x 18)… See page 24	50	CARRIER-EMP 22 (27 x 18)	**0827448**		
	US-EMP (27 x 27)… See page 24	50	CARRIER-EMP 22 (27 x 27)	**0827449**		
	US-EMLP (27 x 8)..., EML (26,5 x 7,5) R and EMLP (27 x 8) R SR See page 25, 32 and 34	50	CARRIER-EMLP 22 (27 x 8)	**0828984**		
	US-EMLP (27 x 12.5)..., EML (26,5 x 12,5) R and EMLP (27 x 12,5) R SR See page 25, 32 and 34	50	CARRIER-EMLP 22 (27 x 12,5)	**0828985**		
	US-EMLP (27 x 15) See page 25	50	CARRIER-EMLP 22 (27 x 15)	**0828986**		
	US-EMLP (27 x 18)..., EML (26,5 x 17,5) R and EMLP (27 x 18) R SR See page 25, 32 and 34	50	CARRIER-EMLP 22 (27 x 18)	**0828987**		
	US-EMLP (27 x 27)..., EML (26,5 x 26,5) R and EMLP (27 x 27) R SR See page 25, 32 and 34	50	CARRIER-EMLP 22 (27 x 27)	**0828988**		
	US-EMP (17 x 15)… See page 24	80	CARRIER-EMP (17 x 15)	**0827450**		
	US-EMP (27 x 15)… See page 24	80	CARRIER-EMP (27 x 15)	**0827451**		
	US-EMP (49 x 15)… See page 24	40	CARRIER-EMP (49 x 15)	**0827452**		
	US-EMP (60 x 15)… See page 24	40	CARRIER-EMP (60 x 15)	**0827453**		
	US-EMP (60 x 30)… See page 24	30	CARRIER-EMP (60 x 30)	**0827454**		
	US-EMP (85,6 x 54)… See page 24	10	CARRIER-EMP (85,6 x 54)	**0829365**		
	US-EMP (X x 15)… See page 24	25	CARRIER-EMP (1000 x 15)...		**0829530**	**0829366**
	US-EMP (X x 15)… See page 24	25	CARRIER/L-EMP (1000 x 15)…		**0829560**	**0829559**
	Cover for CARRIER/L-EMP (1000 x 15)	25	CARRIER-EMP (1000 x 15) COVER		**0829520**	

Explanation

The marking strips in UniCard sheet format are available in all standard pitches. Strips and markers can be easily separated and snapped into the high or flat marker groove. The assembly time can be considerably reduced by removing and mounting entire strips.

Large terminal markers for central and external labeling		UCT-TM 3,5	UCT-TM 4	UCT-TM 5	UCT-TM 6	UCT-TM 7,62	UCT-TM 8	UCT-TM 10	UCT-TM 12	UCT-TM 16
Sheet, WH		**0829484**	**0828732**	**0828734**	**0828736**	**0828738**	**0828740**	**0829142**	**0829144**	**0829146**
	Pitch	3.5	4	5	6	7.62	8	10	12	16
Screw terminal blocks										
UT 2,5…, UTTB 2,5…	5									
UT 4…, UTTB 4…	6									
UT 6…, UTME(D) 6…	8									
UT 10…	10									



Terminal block marking for Phoenix Contact

		UCT-TM 3,5	UCT-TM 4	UCT-TM 5	UCT-TM 6	UCT-TM 7,62	UCT-TM 8	UCT-TM 10	UCT-TM 12	UCT-TM 16
		See page 19								
			TMT 4 R	TMT 5 R	TMT 6 R		TMT 8 R	TMT 10 R	TMT 100 R	TMT 100 R
		See page 27								
Large terminal markers for central and external labeling	Pitch	3.5	4	5	6	7.62	8	10	12	16
Screw terminal blocks										
UT 2,5…, UTTB 2,5…, UTN 2,5…	5									
UT 4…, UTTB 4…, UTME(D) 4…, USST 4…, UTN 4…	6									
UT 6…, UTME(D) 6…, USST 6…, UTN 6…	8									
UT 10…, USST 10…	10									
UT 16…, UTI 16…	12									
UT 35	16									
UK 1,5 N…, USLKG 1,5 N	4									
UK 2,5 N…, USLKG 2,5 N, UK 3 N…, USLKG 3, UKK(B) 3…, UDK 3…, MTK(D)…	5									
UK 5 N…, USLKG 5 N, UDK 4…, UKK(B) 5, UDMTK(B) 5…, UKN 2,5…, UKN 5…, PIK 4...	6									
UK 6 N…, USLKG 6 N, UKN 6…, PIK 6…, URTK…, UGSK…, URDK…	8									
UK 10 N…, USLKG 10 N, UKKB 10…, UKN 10…	10									
U(I)K 16…, U(I)SLKG 16, UIKN 16…	12									
U(I)K 35…, U(I)SLKG 35, UIKN 35…	15									
UKH…, USLKG 50/95	>16									
DIK(D) 1,5…, DOK(D) 1,5…, VIOK 1,5…, DLK(B) 2,5…, SLKK 5…	6									
UVKB 4…, UHK 4…, USK 4…, UK 4…, UKK 4…, VBST 4…	6									
TMC…, TMCP SOCKET…	12									
UK 5-HESI…, UKK 5-HESI…, UK-SI…, UK 6-FSI…, UK 10-DREHSI…	8									
UK 6,3-HESI…, USIG…	10									
MT 1,5…, MTTB 1,5…	4									
MBK…, MBK 2,5…, MBK 3…, MSLKG 2,5, MBKKB 2,5…	5									
MBK 5…, MSLKG 5	6									
MBK 6…, MSLKG 6	8									
DFK 4…	6									
DFK 5…	9.5									
UW(V) 4...	8									
UW(V) 10.../16.../25....	≥ 10									
HDFK(V) 50…, HDFK(V) 95…	> 18									

All terminal blocks can also be labeled with the UniSheet material US-TMF 100.

The pitch of the terminal block corresponds to the width of the label

The pitch of the terminal block is greater than the width of the label

MATRIX

Terminal block marking for Phoenix Contact

		UCT-TMF 3,5	UCT-TMF 4	UCT-TMF 5	UCT-TMF 6	UCT-TMF 8	UCT-TMF 10	UCT-TMF 12	UCT-TMF 16
		See page 19							
			TMT 4 R	TMT 5 R	TMT 6 R	TMT 8 R	TMT 10 R	TMT 100 R	TMT 100 R
		See page 27							
Small terminal markers for central and external labeling	Pitch	3.5	4	5	6	8	10	12	16
Screw terminal blocks									
UT 2,5…, UTTB 2,5…, UTN 2,5…	5								
UT 4…, UTTB 4…, UTME(D) 4…, USST 4…, UTN 4…	6								
UT 6…, UTME(D) 6…, USST 6…, UTN 6…	8								
UT 10…, USST 10…	10								
UT 16…, UTI 16…	12								
UT 35	16								
UK 1,5 N…, USLKG 1,5 N	4								
UK 2,5 N…, USLKG 2,5 N, UK 3 N…, USLKG 3, UKK(B) 3…, UDK 3…, MTK(D)…	5								
UK 5 N…, USLKG 5 N, UDK 4…, UKK(B) 5, UDMTK(B) 5…, UKN 2,5…, UKN 5…, PIK 4…	6								
UK 6 N…, USLKG 6 N, UKN 6…, PIK 6…, URTK…, UGSK…, URDK…	8								
UK 10 N…, USLKG 10 N, UKKB 10…, UKN 10…	10								
U(I)K 16…, U(I)SLKG 16, UIKN 16…	12								
U(I)K 35…, U(I)SLKG 35, UIKN 35…	15								
UKH…, USLKG 50/95	>16								
DIK(D) 1,5…, DOK(D) 1,5…, VIOK 1,5…, DLK(B) 2,5…, SLKK 5…	6								
UVKB 4…, UHK 4…, USK 4…, UK 4…, UKK 4…, VBST 4…	6								
TMC…, TMCP SOCKET…	12								
UK 5-HESI…, UKK 5-HESI…, UK-SI…, UK 6-FSI…, UK 10-DREHSI…	8								
UK 6,3-HESI…, USIG…	10								
MT 1,5…, MTTB 1,5…	4								
MBK…, MBK 2,5…, MBK 3…, MSLKG 2,5, MBKKB 2,5…	5								
MBK 5…, MSLKG 5	6								
MBK 6 …, MSLKG 6	8								
DFK 4…	6								
DFK 5…	9.5								
UW(V) 4...	8								
UW(V) 10.../16.../25....	≥ 10								
HDFK(V) 50…, HDFK(V) 95…	>18								

All terminal blocks can also be labeled with the UniSheet material US-TMF 100.

The pitch of the terminal block corresponds to the width of the label

The pitch of the terminal block is greater than the width of the label

Terminal block marking for Phoenix Contact

Large terminal markers for central labeling	Pitch	UCT-TM 3,5	UCT-TM 4	UCT-TM 5	UCT-TM 6	UCT-TM 7,62	UCT-TM 8	UCT-TM 10	UCT-TM 12	UCT-TM 16
		See page 19								
			TMT 4 R	TMT 5 R	TMT 6 R		TMT 8 R	TMT 10 R	TMT 100 R	TMT 100 R
		See page 27								
		3.5	4	5	6	7.62	8	10	12	16
Spring-cage terminal blocks										
ST 1,5/S...	3.5									
ST 1,5...	4									
ST 2,5… (except ST 2,5-3L...)	5									
ST 4…	6									
ST 6…, STME(D) 6...	8									
ST 10…	10									
ST 16...	12									
ST 35...	16									
ST 4-HESI (6,3 x 32), ST 4-FSI...	8									
STU 2,5...	5									
STU 4..., STTBU 4...	6									
STU 10...	10									
STU 35...	16									
STS 2,5..., STTBS 2,5...	5									
STS 4..., STTBS 4...	6									
STS 6...	8									
STI 2,5..., STN 2,5...	5									
STI 4..., STN 4...	6									
STI 10..., STN 10...	10									
STI 16..., STN 16...	12									
STN 35...	16									
SRTK 6..., SGSK 6..., SRDK 6...	8									
MSB(V) 2,5.../MSDB(V) 2,5...	5									
ZRV...	7.62									
ZRTK..., ZGSK..., ZRDK...	8									

All terminal blocks can also be labeled with the UniSheet material US-TMF 100.

The pitch of the terminal block corresponds to the width of the label

The pitch of the terminal block is greater than the width of the label

MATRIX

Terminal block marking for Phoenix Contact

Small terminal markers for central and external labeling	Pitch	UCT-TMF 3,5	UCT-TMF 4	UCT-TMF 5	UCT-TMF 6	UCT-TMF 8	UCT-TMF 10	UCT-TMF 12	UCT-TMF 16
		See page 19							
			TMT 4 R	TMT 5 R	TMT 6 R	TMT 8 R	TMT 10 R	TMT 100 R	TMT 100 R
		See page 27							
		3.5	4	5	6	8	10	12	16
Spring-cage terminal blocks									
ST 1,5/S…	3.5	■							
ST 1,5…, STTB 1,5…	4	■	■						
ST 2,5…, STTB 2,5…, ST 2,5-3…, STIO…	5	■	■	■					
ST 4…, STTB 4…	6	■	■	■	■				
ST 6…, STME(D) 6…	8	■	■	■	■	■			
ST 10…	10	■	■	■	■	■	■		
ST 16…	12	■	■	■	■	■	■	■	
ST 35…	16	■	■	■	■	■	■	■	■
ST 4-HESI (6,3 x 32), ST 4-FSI…	8	■	■	■	■	■			
STU 2,5…	5	■	■	■					
STU 4…, STTBU 4…	6	■	■	■	■				
STU 10…	10	■	■	■	■	■	■		
STU 35…	16	■	■	■	■	■	■	■	■
STS 2,5…, STTBS 2,5…	5	■	■	■					
STS 4…, STTBS 4…	6	■	■	■	■				
STS 6…	8	■	■	■	■	■			
STI 2,5…, STN 2,5…	5	■	■	■					
STI 4…, STN 4…	6	■	■	■	■				
STI 10…, STN 10…	10	■	■	■	■	■	■		
STI 16…, STN 16…	12	■	■	■	■	■	■	■	
STN 35…	16	■	■	■	■	■	■	■	■
SRTK 6…, SGSK 6…, SRDK 6…	8	■	■	■	■	■			
MSB(V) 2,5…/MSDB(V) 2,5…	5/10	■	■	■					
ZRV…	7.62	■	■	■	■				
ZRTK…, ZGSK…, ZRDK…	8	■	■	■	■	■			
ZFK 6-DREHSI…	12	■	■	■	■	■	■	■	
ZFKK 2,5…	5	■	■	■					
ZDMTK 2,5…	6	■	■	■	■				
ZPV…	5	■	■	■					
MZFK(K) 1,5…, MZB 1,5…	5	■	■	■					
MZDB 1,5…	10	■	■	■	■	■	■		

All terminal blocks can also be labeled with the UniSheet material US-TMF 100.

■ The pitch of the terminal block corresponds to the width of the label

■ The pitch of the terminal block is greater than the width of the label

Terminal block marking for Phoenix Contact

Large terminal markers for central and external labeling	Pitch	UCT-TM 3,5	UCT-TM 4	UCT-TM 5	UCT-TM 6	UCT-TM 7,62	UCT-TM 8	UCT-TM 10	UCT-TM 12	UCT-TM 16
		See page 19								
			TMT 4 R	TMT 5 R	TMT 6 R		TMT 8 R	TMT 10 R	TMT 100 R	TMT 100 R
		See page 27								
		3.5	4	5	6	7.62	8	10	12	16
Push-in connection terminal blocks										
PIT 1,5/S..., PITTB 1,5/S...	3.5									
PIT 2,5..., PITTB 2,5..., PITS 2,5..., PITTBS 2,5...	5									
PITI 2,5..., PITN 2,5...	5									
PIT 4..., PITTB 4..., PITME(D) 4...	6									
PITI 4..., PITN 4...	6									
PIT 6..., PITME(D) 6...	8									
PITI 6..., PITN 6...	8									

All PIT terminal blocks can also be labeled with the UniSheet material US-TM 100 in the central groove and US-TMF 100 in the lateral groove.

Fast connection terminal blocks										
QTC(U)(S) 1,5...,	5									
QTC(U)(S) 2,5...,	6									

Bolt connection terminals										
RT(O) 3...	12									
RT(O) 5...	16									
RT(O) 8...	20									
HV M.../1, HV M.../2	>13									
UHV 25-240	>26									

All terminal blocks can also be labeled with the UniSheet material US-TMF 100.

The pitch of the terminal block corresponds to the width of the label

The pitch of the terminal block is greater than the width of the label

Terminal block marking for Phoenix Contact

		UCT-TMF 3,5	UCT-TMF 4	UCT-TMF 5	UCT-TMF 6	UCT-TMF 8	UCT-TMF 10	UCT-TMF 12	UCT-TMF 16
		See page 19							
			TMT 4 R	TMT 5 R	TMT 6 R	TMT 8 R	TMT 10 R	TMT 100 R	TMT 100 R
		See page 27							
Small terminal markers for central and external labeling	Pitch	3.5	4	5	6	8	10	12	16
Push-in connection terminal blocks									
PIT 1,5/S..., PITTB 1,5/S...	3.5	■							
PIT 2,5..., PITTB 2,5..., PITS 2,5..., PITTBS 2,5...	5	■	■	■					
PITI 2,5..., PITN 2,5...	5	■	■	■					
PIT 4..., PITTB 4..., PITME(D) 4...	6	■	■	■	■				
PITI 4..., PITN 4...	6	■	■	■	■				
PIT 6..., PITME(D) 6...	8	■	■	■	■	■			
PITI 6..., PITN 6...	8	■	■	■	■	■			

All PIT terminal blocks can also be labeled with the UniSheet material US-TM 100 in the central groove and US-TMF 100 in the lateral groove.

Fast connection terminal blocks									
QTC(U)(S) 1,5..., QTTCB(U)(S) 1,5...	5	■	■	■					
QTC(U)(S) 2,5...	6	■	■	■	■				
Bolt connection terminals									
RT(O) 3...	12	■	■	■	■	■	■	■	
RT(O) 5...	16	■	■	■	■	■	■	■	■
RT(O) 8...	20	■	■	■	■	■	■	■	■
HV M.../1, HV M.../2	>13	■	■	■	■	■	■	■	
UHV 25-240	>26	■	■	■	■	■	■	■	■
COMBI connectors									
UPBV 2,5...	5	■	■	■					
UP 4..., UPBV 4...	6	■	■	■	■				
PP-H 1,5/S..., PPC 1,5/S...	3.5	■							
PP-H 2,5/...	5	■	■	■					
SP(V) 2,5..., SP(D)B 2,5..., SC 2,5...	5	■	■	■					
SP 4..., SC 4...	6	■	■	■	■				
DPB 1,5...	5	■	■	■					
QP 1,5...	5	■	■	■					

All terminal blocks can also be labeled with the UniSheet material US-TMF 100.

■ The pitch of the terminal block corresponds to the width of the label

■ The pitch of the terminal block is greater than the width of the label

Terminal block marking for Weidmüller

		UCT1-TM 5	UCT1-TM 6	UCT1-TMF 5	UCT1-TMF 6
Sheet, WH		**0829482**	**0829483**	**0829237**	**0829243**
	Pitch	5	6	5	6
Screw terminal blocks					
AKZ 1,5/AKZ 2,5	5				
AKZ 4/AKE 4	6				
DLD(A)2,5.../MAK 2,5/VLI 2,5	6				
SAK 10/16/35/95//EK 10/16/35	5				
SAK 2,5/4//EK 2,5/4	6				
SAKS.../SAK 6//EK 6	8				
WDK 2,5/4...	5				
WDL 2,5...	6				
WDT...	5				
WDU (WPE) 1,5/2,5...	5				
WDU (WPE) 4...	6				
WDU (WPE) 6-240...	8				
WF…	8				
WFF...	6				
WNT 2,5	5				
WNT 4	6				
WNT 6-WNT 70N	8				
WSI 4	6				
WSI 6	6				
WTL 4/6	6				
WTR 2,5...	5				
WTR 4...	6				

The pitch of the terminal block corresponds to the width of the label

The pitch of the terminal block is greater than the width of the label

MATRIX

Terminal block marking for Weidmüller

		UCT1-TM 5	UCT1-TM 6	UCT1-TMF 5	UCT1-TMF 6
Sheet, WH		**0829482**	**0829483**	**0829237**	**0829243**
	Pitch	5	6	5	6
Spring-cage terminal blocks					
ZDK 2,5 (PE)…/ZDLD 2,5…/ZMAK 2,5	5				
ZDK 4 (PE)…	6				
ZDK 6/S	8				
ZDL 2,5/S…/ZDL 4/S…	5				
ZDT 2,5 (PE)…/ZT (PE) 2,5…/ZP 2,5…	5				
ZDU (ZPE) 10…- ZDU (ZPE) 35/ZEI 16…	5				
ZDU (ZPE) 2,5…	5				
ZDU (ZPE) 4…	6				
ZDU (ZPE) 6…/ZEI 6	8				
ZNT 2,5/10/16/35…	5				
ZNT 4	6				
ZNT 6	8				
ZPV 1,5…/ZIA 1,5…/ZVL 1,5…	5				
ZSI 2,5…/ZSI 6…	5				
ZSI 6-2/FC	6				
ZT (PE) 4…/ZP 4…	6				
ZDT 6/ZTL 6	6				
ZTR 2,5…/ZDTR 2,5…/ZDL 2,5…	5				
IDC terminal blocks					
IDU (IPE 1,5) N…/ITR 1,5 N…/IDK 1,5 N (PE)…	5				
IDU (IPE) 2,5 N…/ITR 2,5 N…	6				
IT 1,5…/IEK 1,5 N (PE)…/IAK 1,5 N…/IIK 1,5 N…	5				
Push-in terminal blocks					
PDL 4…	5				
PDU (PPE) 2,5/4…/PDK 2,5/4 (PE)…	5				
PDU (PPE) 6/10…/PDU (PPE) 16…/PEI 16…	8				
PNT 2,5/4	5				
PNT 6/10/16	8				

The pitch of the terminal block corresponds to the width of the label

The pitch of the terminal block is greater than the width of the label

Terminal block marking for Wago

		UCT2-TM 5/6	UCT1-TMF 5	UCT1-TMF 6
Sheet, WH		**0829249**	**0829237**	**0829243**
	Pitch	5	5	6
Spring-cage terminal blocks				
2001...	4			
2002..., 2003...	5			
2004..., 2005..., 2006...	6			
2010..., 2016...	8			
261..., 264...	6			
270...	5			
279...	4			
280...	5			
280-8...	5			
281...	6			
282..., 283..., 284..., 285...	8			
290...	5			
727...	6			
769...	5			
775..., 776..., 777...	6			
780...	5			
781...	6			
782..., 783..., 784..., 785...	8			
869..., 870..., 880...	5			

All terminal blocks can also be labeled with the UniSheet material US2-TM 100.

The pitch of the terminal block corresponds to the width of the label

The pitch of the terminal block is greater than the width of the label

Terminal block marking for Wieland

		UCT3-TM 5	UCT3-TM 6
Sheet, WH		**0829251**	**0829252**
	Pitch	5	6
Screw terminal blocks			
9700 A/5…	5		
9700 A/6…	6		
9700 A/8…	8		
9700 A/10…	10		
9700 A/12…	12		
9700 A/16…	16		
9700 A/6 ETK…	6		
9700 A/8 ETK…	8		
9700 A/10 ETK…	10		
WK(M) 2,5…	5		
WK 4…, WKI 4…, WKM 4…	6		
WK 6…	8		
WKN 10…, WKI 10…	10		
WKN 16…, WKI 16…	12		
WKN 35…, WKI 35…	16		
WKN 70…	24		
WKN 150…	28		
9785 U/…, 9786 U/…	12		

The pitch of the terminal block corresponds to the width of the label

The pitch of the terminal block is greater than the width of the label

Terminal block marking for Wieland

		UCT-TM 4	UCT3-TM 5	UCT3-TM 6
Sheet, WH		**0828732**	**0829251**	**0829252**
	Pitch	4	5	6
Spring-cage terminal blocks				
WKF 1,5…	4			
WKF 1,5 KOI…, WKF 1,5 KOA…	5			
WK(I)F 2,5…, WKFN 2,5…	5			
WKF 4…, WKFN 4…	6			
WKF 6…	8			
WKF 10…	10			
WK(I)F 16…	12			
WKF 35…	16			
Fast connection terminal blocks				
WKC 1…	5			
WKC 2,5…	6			
WKF 16…WKC	12			

The pitch of the terminal block corresponds to the width of the label

The pitch of the terminal block is greater than the width of the label

Terminal block marking for Conta-Clip

		UCT1-TM 5	UCT1-TM 6	UCT1-TMF 5	UCT1-TMF 6
Sheet, WH		**0829482**	**0829483**	**0829237**	**0829243**
	Pitch	5	6	5	6
Spring-cage terminal blocks					
Z(S)RK 2,5..., ZSL 2,5...	5				
ZRK 4..., ZSL 4...	6				
ZRK (ZSL) 6..., ZRK (ZSL) 10..., ZRK (ZSL) 16...	8				
ZRKD 2,5..., ZSLD 2,5...	5				
ZIKD 2,5..., ZVMAK 2,5...	5				
ZTRK 2,5...	5				
ZIZA 1,5...	5				
ZS...	5				
Push-in terminal blocks					
FRK 1,5.../FSL 1,5...	4				
FRK 2,5.../FSL 2,5...	5				
FRK 4.../FSL 2,5...	6				
FRKD 2,5.../FSLD 2,5...	5				
FDLIS 2,5...	5				
FTRK 2,5...	5				
HSK...	8				

The pitch of the terminal block corresponds to the width of the label

The pitch of the terminal block is greater than the width of the label

Terminal block marking for Conta-Clip

		UCT1-TM 5	UCT1-TM 6	UCT1-TMF 5	UCT1-TMF 6
Sheet, WH		**0829482**	**0829483**	**0829237**	**0829243**
	Pitch	5	6	5	6
Screw terminal blocks					
RK 1,5-4...	6				
RK 2,5...	5				
RK 2,5-4...	6				
RK 6-10.../16.../35...	8				
RK 50...-RK 240...	8				
SL...	5				
RKD 2,5...	5				
RKD 4...	6				
DLI 2,5..., VMAK 2,5...	6				
IK (D) 2,5...	5				
TRK 1,5...	5				
TK.../STK...	8				
PTK...	8				
SIK 10...	8				
STK...	6				
SK...	8				
TSK 2,5	5				
FF.../SF...	6				
DLIS.../DLI...	6				
NT...	6				
RKA 2,5...	5				
RKA 4...	6				
RKA 10...	8				
RKB 4...	5				
KBL 2,5...	5				
KBL 2,5-4...	6				
KBL 6-10...	8				

The pitch of the terminal block corresponds to the width of the label

The pitch of the terminal block is greater than the width of the label

Terminal block marking for Klemsan

		UCT1-TM 5	UCT1-TM 6	UCT1-TMF 5	UCT1-TMF 6
Sheet, WH		**0829482**	**0829483**	**0829237**	**0829243**
	Pitch	5	6	5	6
Screw terminal blocks					
AVK 2,5/PEK 2,5 K/WGT 2,5	5				
AVK 4.../AVK 2,5/4T/PEK 2,5/PEK 4/WGT 4	6				
AVK 6-240/PEK 6-35	8				
AVK 6/10T-16/35T//WGT 6/WGT 10	8				
PIK 2,5...	5				
PIK 4...	6				
PIK 3...	6				
ASK 2	8				
ASK 3	6				
ASK 4/AVK 4 FS	8				
ASK 4S/ASK 4 LD	6				
WGO...	8				
AYK 4...	6				
AYK 10...	8				
MVK 2,5 (T)	5				
MVK 4 (T)	6				
Spring-cage terminal blocks					
YBK 2,5 (T)	5				
YBK 4 (T)	6				
YBK 6 (T) (YBK 10 (T)	8				
MYK 2,5 (T)...MYPPK 2,5...	5				
YBK 2,5 F.../YBK 3...	5				
YBK 4...	6				
YBK S.../YBK I...	8				
YBK 2,5 A.../YBK 2,5 E.../YBK 2,5 C...	5				
PCY 2,5...	5				

The pitch of the terminal block corresponds to the width of the label

The pitch of the terminal block is greater than the width of the label

Terminal block marking for Cabur

		UCT5-TM 5	UCT5-TM 6
Sheet, WH		**0828750**	**0828752**
	Pitch	5	6
Screw terminal blocks			
AFO.2/1+2	6.5		
AFO.2/2+2	6.5		
CBC.2	5		
CBC.4	6		
CBC.6	8		
CBC.16	12		
CBC.35	16		
CBD.2	5.5		
CBD.4	6.5		
CBD.6	8		
CBD.10	10		
CBD.16	12		
CBD.35	16		
CBD.50	18		
CBD.70	20.5		
CBE.2	5		
CBR.2	5		
CVF.2	5		
CVF.4	6		
DAS.4	5		
DBC.2	5		
DSFA.4	6		
DSS.4	6		
EDM.2	5.5		
EDM.4	6.5		
EDM.6	8		
EDM.10	10		
EDM.16	12		
EDM.25	16		
EDM.35	18.5		
EDM.70	21		

The pitch of the terminal block corresponds to the width of the label

The pitch of the terminal block is greater than the width of the label

Terminal block marking for Cabur

		UCT5-TM 5	UCT5-TM 6
Sheet, WH		**0828750**	**0828752**
	Pitch	5	6
Screw terminal blocks			
FDP.2	6.5		
FFS.4	6.5		
FPC.10	12		
FPL.10	12		
FVS.4	6.5		
GPA.70	20.5		
GPA.95	26		
GPA.150	31		
GPA.240	37		
MPFA.4	6		
MPS.2/SV	5.5		
MPS.2/SW	5.5		
MPS.2/SWP	5.5		
MPS.4	6		
PDF.2	6.5		
RN.2	5		
RP.4	6		
SCB.4	6.5		
SCB.6	8		
SFO.4	8		
SFR.4	8		
SFR.6	10		
SV.2	5.5		
SV.4	7		
SV.6	8		
SV.10	10.5		

The pitch of the terminal block corresponds to the width of the label

The pitch of the terminal block is greater than the width of the label

Terminal block marking for Cabur

		UCT5-TM 5	UCT5-TM 6
Sheet, WH		**0828750**	**0828752**
	Pitch	5	6
Screw terminal blocks			
TE.6	8		
TE.10	10		
TE.16	12		
TE.35	16		
TEC.6	8		
TEC.10	10		
TEC.16	12		
TEC.35	16		
TEC.70	20.5		
TED.4	6.5		
TEO.2	5.5		
TEO.4	6.5		
TC/DIN	5.5		
TC/PO	5.5		
TDE.2	6		
TLD.2	6		
TLE.2	6		
TLS.2	6		
TR.2	5		
TR.4	7.3		
VPC.2	5		
VPD.2	5		
Spring-cage terminal block			
HCD.1	5.08		
Push-in connection terminal blocks			
NCS	6		
NCV	6		

The pitch of the terminal block corresponds to the width of the label

The pitch of the terminal block is greater than the width of the label

MATRIX

Device marking for Phoenix Contact...

	UCT-TM 3,5	UCT-TM 4 TMT 4 R	UCT-TM 5 TMT 5 R	UCT-TM 6 TMT 6 R	UCT-TM 16	UCT-TMF 5 TMT 5 R	UCT-TM 6 TMT 6 R	UCT-TMF8 TMT 8 R	UCT-TMF 10 TMT 10 R	UCT-TMF 12	UCT-TMF 16	US-EMP (20 x 9)	EMT (62 x 10) R	EMT (62 x 46) R
INTERFACE														
Sensor box with M12 slots PSR-SACB											■			
INTERFACE Relay PLC-B…, PLC-O…, PLC-R…				■										
Relay terminal block DEK-REL…				■										
Special relay DEK-OE…				■										
Inverter module DEK-TR…				■								■		
Compact-LINE UM45…														
PROCESS INTERFACE PI-EX…														

	UCT-TM 3,5	UCT-TM 4 TMT 4 R	UCT-TM 5 TMT 5 R	UCT-TM 6 TMT 6 R	UCT-TM 16	UCT-TMF 5 TMT 5 R	UCT-TMF 6 TMT 6 R	UCT-TMF8 TMT 8 R	UCT-TMF 10 TMT 10 R	UCT-TMF 12	UCT-TMF 16	US-EMP (20 x 9)	EMT (62 x 10) R	EMT (62 x 46) R
PLUSCON														
SACB with M8 slots									■					
SACB with M12 slots											■			
SACB with M5 slots		■												
Sensor/actuator cabling accessories														
Data connector VS-SCRJ…, VS-IL-2X…								■						
AS interface distributor ASI CC DIST…								■						
Data front plate VS-SI…														
Modular contact insert HC-M…														
Heavy connector HEAVYCON HC-KA-B…				■										
Heavy connector HEAVYCON HC-KA-D…	■													

Device marking for Phoenix Contact...

	UCT-TM 3,5	UCT-TM 4 TMT 4 R	UCT-TM 5 TMT 5 R	UCT-TM 6 TMT 6 R	UCT-TM 16	UCT-TMF 5 TMT 5 R	CT-TMF 6 TMT 6 R	UCT-TMF8 TMT 8 R	UCT-TMF 10 TMT 10 R	UCT-TMF 12	UCT-TMF 16	US-EMP (20 x 9)	EMT (62 x 10) R	EMT (62 x 46) R
TRABTECH														
Lightning arrester FLASHTRAB compact PLUS											■			
Lightning arrester FLASHTRAB PLUS											■			
Lightning arrester FLASHTRAB compact											■			
Surge arrester VALVETRAB compact														
Surge arrester VALVETRAB MS						■					■			
Device protection MAINS-PLUGTRAB											■			
Pluggable surge protection cascade PLUGTRAB PT…					■									
Modular terminal blocks with surge protection elements TT...														
Basic terminal blocks TT-PI…							■							

	UCT-TM 3,5	UCT-TM 4 TMT 4 R	UCT-TM 5 TMT 5 R	UCT-TM 6 TMT 6 R	UCT-TM 16	UCT-TMF 5 TMT 5 R	UCT-TMF 6 TMT 6 R	UCT-TMF8 TMT 8 R	UCT-TMF 10 TMT 10 R	UCT-TMF 12	UCT-TMF 16	US-EMP (20 x 9)	EMT (62 x 10) R	EMT (62 x 46) R
AUTOMATION														
Inline Modular							■							
Inline Block IO							■						■	■
Interbus ST…				■										
Fieldline Stand-Alone M12										■				
Fieldline Modular M12										■				
Fieldline Modular M8								■						
Fieldline Extension M8								■						
Fieldline Wireless IO M12										■				

UniSheet device marking for marker carriers from Phoenix Contact ...

	US-EMP (17 x 15)	US-EMP (27 x 8)	US-EMP (27 x 12.5)	US-EMP (27 x 15)	US-EMP (27 x 18)	US-EMP (27 x 27)	US-EMP (49 x 15)	US-EMP (60 x 15)	US-EMP (60 x 30)	US-EMP (85.6 x 54)	US-EMLP (27 x 8)	US-EMLP (27 x 12.5)	US-EMLP (27 x 15)	US-EMLP (27 x 18)	US-EMLP (27 x 27)
Phoenix Contact															
CARRIER-EMP 22 (27 x 8)		■													
CARRIER-EMP 22 (27 x 12.5)			■												
CARRIER-EMP 22 (27 x 15)				■											
CARRIER-EMP 22 (27 x 18)					■										
CARRIER-EMP 22 (27 x 27)						■									
CARRIER-EMP (17 x 15)	■														
CARRIER-EMP (27 x 15)				■											
CARRIER-EMP (49 x 15)							■								
CARRIER-EMP (60 x 15)								■							
CARRIER-EMP (60 x 30)									■						
CARRIER-EMP (85.6 x 54)										■					
CARRIER-EMLP 22 (27 x 8)											■				
CARRIER-EMLP 22 (27 x 12.5)												■			
CARRIER-EMLP 22 (27 x 15)													■		
CARRIER-EMLP 22 (27 x 18)														■	
CARRIER-EMLP 22 (27 x 27)															■

Device marking for Siemens controllers

	EMT (50/28 x 13) R...	EMT (50 x 26) R...	EMT (103 x 17) R...	EMT (103 x 23) R...
ET 200S	■	■		
S7-300			■	■

Type	Order No.	Page
A		
AK-DST/DIK	1000779	37
AK-DST/UK	1000708	37
C		
CARRIER-EMLP 22 (27 x 12,5)	0828985	41
CARRIER-EMLP 22 (27 x 15)	0828986	41
CARRIER-EMLP 22 (27 x 18)	0828987	41
CARRIER-EMLP 22 (27 x 27)	0828988	41
CARRIER-EMLP 22 (27 x 8)	0828984	41
CARRIER-EMP (1000 x 15) COVER	0829520	41
CARRIER-EMP (1000 x 15) GY	0829366	41
CARRIER-EMP (1000 x 15) TR	0829530	41
CARRIER-EMP (17 x 15)	0827450	41
CARRIER-EMP (27 x 15)	0827451	41
CARRIER-EMP (49 x 15)	0827452	41
CARRIER-EMP (60 x 15)	0827453	41
CARRIER-EMP (60 x 30)	0827454	41
CARRIER-EMP (85,6 x 54)	0829365	41
CARRIER-EMP 22 (27 x 12,5)	0827446	41
CARRIER-EMP 22 (27 x 15)	0827447	41
CARRIER-EMP 22 (27 x 18)	0827448	41
CARRIER-EMP 22 (27 x 27)	0827449	41
CARRIER-EMP 22 (27 x 8)	0827445	41
CARRIER/L-EMP (1000 x 15) GY	0829559	41
CARRIER/L-EMP (1000 x 15) TR	0829560	41
CLIP-PROJECT ADVANCED	5146040	8
CLIP-PROJECT PROFESSIONAL	5146053	8
E		
EML (100 x 73)R	0817125	32
EML (100 x 73)R SR	0817112	32
EML (100 x 73)R YE	0817138	32
EML (100 x 90)R	0817154	32
EML (100 x 90)R SR	0817141	32
EML (100 x E)RL SR	0815787	33
EML (101,6 x 25,4)RL SR	0815790	32
EML (10 x 4)R	0815583	32
EML (10 x 7)R	0816663	32
EML (10 x 7)R YE	0816676	32
EML (15 x 9)R	0815677	32
EML (15 x 9)R SR	0816032	32
EML (15 x 9)R YE	0816045	32
EML (16,5 x 5)R	0816702	32
EML (16,5 x 5)R YE	0816728	32
EML (16,5 x 5)RL	0816113	32
EML (16,5 x 5)RL YE	0816126	32
EML (16 x 7)R	0818001	32
EML (16 x 7)R YE	0816731	32
EML (17,5 x 8)R	0816744	32
EML (17,5 x 8)R YE	0816757	32
EML (17,5 x 8)RL YE	0816139	32
EML (19 x 6)R	0816760	32
EML (20 x 7)R YE	0816773	32
EML (20 x 8)R	0816786	32
EML (20 x 8)R YE	0816799	32
EML (21,5 x 21,5)R SR	0816812	32
EML (25,4 x 12,7)R	0816825	32
EML (25,4 x 12,7)R YE	0816838	32
EML (26,5 x 12)R SR	0816854	32
EML (26,5 x 17,5)R SR	0816883	32
EML (26,5 x 17,5)R YE	0816896	32
EML (26,5 x 18,5)R SR	0816906	32
EML (26,5 x 26,5)R SR	0816919	32
EML (26,5 x 7,5)R SR	0816841	32
EML (30 x 20)R	0816922	32
EML (30 x 20)R YE	0816935	32
EML (32 x 25)R YE	0800020	32
EML (37 x E)RL TR	0815716	33
EML (38,1 x 19)RL	0816171	32
EML (38 x 17)R	0816951	32
EML (40 x 15)R SR	0815729	32
EML (40 x 25)R	0818027	32
EML (40 x 25)R YE	0816977	32
EML (40 x 8)R	0816980	32
EML (50,8 x 25,4)RL	0816184	32
EML (51 x 12,5)R TR	0815745	32
EML (51 x 25)R	0817028	32

Type	Order No.	Page
EML (51 x 25)R SR	0817002	32
EML (51 x 25)R YE	0817031	32
EML (69,8 x 31,8)RL	0816197	32
EML (70 x 32)R	0817060	32
EML (70 x 32)R SR	0817057	32
EML (70 x 32)R YE	0817073	32
EML (70 x 50)R	0817099	32
EML (70 x 50)R SR	0817086	32
EML (76,2 x 6,5)RL YE	0816207	32
EML (90 x 5)R	0817109	32
EML (D17,5)R	0815774	33
EML (100 x 40)R	0800286	32
EML (15 x 6) R YE	0819288	32
EML (18 x 6)RL YE	0828460	32
EML (24 x 4)R	0800061	32
EML (25,4 x 12,7)RL	0816087	32
EMLC (15 x 9)R YE	0800236	33
EMLC (17,5 x 8)R YE	0800237	33
EMLC (20 x 8)R YE	0800235	33
EMLC (25,4 x 12,7)R YE	0800238	33
EMLC (25 x 8)R YE	0800240	33
EMLC (38 x 17)R YE	0800557	33
EMLC (40 x 8)R	0800554	33
EMLC (40 x 8)R YE	0800555	33
EMLC (51 x 25)R YE	0800558	33
EMLF (108 x E)R	0800549	33
EMLF (108 x E)R SR	0800551	33
EMLF (108 x E)R TR	0800552	33
EMLF (108 x E)R YE	0800550	33
EMLHT (15 x 15)R	0800341	33
EMLHT (40 x 15)R	0800339	33
EMLHT (45 x 5)R	0800337	33
EMLHT (50 x 10)R	0800338	33
EMLHT(D12)R	0801376	33
EMLHT (8 x 8)R	0800340	33
EMLP (13 x 9)R	0819453	34
EMLP (17,5 x 12)R	0819466	34
EMLP (17 x 7)R	0826844	34
EMLP (20 x 7)R	0819479	34
EMLP (20 x 8)R	0819482	34
EMLP (22 x 12)R	0819495	34
EMLP (22 x 22)R SR	0825528	34
EMLP (27 x 12,5)R SR	0819521	34
EMLP (27 x 18)R SR	0819534	34

Type	Order No.	Page
EMLP (27 x 27)R SR	0827467	34
EMLP (27 x 8)R SR	0819518	34
EMLP (45 x 15)R SR	0819547	34
EMLP 24 (30 x 12)R	0819550	34
EMLP 24 (30 x 12)R SR	0819563	34
EMLPR (100 x 30)	0800362	36
EMLPR (26,5 x 14,5)	0800546	36
EMLPR (26,5 x 17,5)	0800360	36
EMLPR (26,5 x 26,5)	0800361	36
EMLPR (30 x 40)	0800359	36
EMLPR (80 x 42)	0800357	36
EMLPR (80 x 60)	0800358	36
EMLS (15 x 9)R SR	0800347	35
EMLS (19 x 6)R SR	0800343	35
EMLS (20 x 20)R SR	0800344	35
EMLS (26,5 x 12)R SR	0800353	35
EMLS (38,1 x 19)R SR	0800354	35
EMLS (40 x 15)R SR	0800345	35
EMLS (40 x 8)R SR	0800348	35
EMLS (60 x 30)R SR	0800355	35
EMLS (70 x 150)R SR	0800351	35
EMLS (70 x 32)R SR	0800346	35
EMLS (76 x 51)R SR	0800350	35
EMLS (85 x 32)R SR	0800356	35
EMPPR (27 x 15)	0829535	36
EMPPR (27 x 18)	0829536	36
EMT (10 x 4)R	0816235	28
EMT (15 x 4)R	0817329	28
EMT (15 x 4)R BU	0817332	28
EMT (15 x 4)R RD	0816249	28
EMT (15 x 4)R YE	0817358	28
EMT (23 x 4)R	0817361	28
EMT (23 x 4)R YE	0817374	28
EMT (24 x 4)R	0816265	28
EMT (25 x 6)R	0817264	28
EMT (29 x 8)R	0817277	28
EMT (29 x 8)R YE	0817280	28
EMT (40 x 17)R	0817293	28
EMT (103 x 17)R	0800039	35
EMT (103 x 17)R TQ	0800041	35
EMT (103 x 17)R YE	0800436	35
EMT (103 x 23)R	0800040	35
EMT (103 x 23)R YE	0800437	35
EMT (44 x 7)R	0819275	28

Type	Order No.	Page
EMT (50/28 x 13)R	0800049	35
EMT (50/28 x 13)R TQ	0800050	35
EMT (50/28 x 13)R YE	0800438	35
EMT (50 x 26)R	0800052	35
EMT (50 x 26)R TQ	0800053	35
EMT (50 x 26)R YE	0800054	35
EMT (62 x 10)R	0800057	35
EMT (62 x 10)R YE	0800477	35
EMT (62 x 46)R	0800059	35
EMT (62 x 46)R YE	0800478	35
G		
GBS 5-25 x 12	0810588	37
GBS 5-25 x 5	0829126	37
GBS-ZB/26 x 6	0809298	37
K		
KLM	1004306	38
KLM 1	1004319	38
KLM 2	0807575	38
KLM 3	0811969	38
KLM 3-L	0814788	38
KLM-A	1004348	38
KME	0807083	40
KMK	1005208	40
KMK 2	1005266	40
KMK 3	1005211	40
KMK 4	1005305	40
L		
LM	1004377	40

Type	Order No.	Page
M		
MARKING BOX	5147100	9
MARKING BOX EN	5147101	9
P		
PAB-KTL	1013261	39
PAB-KTL 23	1013957	39
PATG 0/10	1013795	39
PATG 0/12	0827076	39
PATG 0/15	1013740	39
PATG 0/18	0820507	39
PATG 0/23	0828046	39
PATG 1/10	1013805	39
PATG 1/12	0827077	39
PATG 1/15	1013025	39
PATG 1/18	0820510	39
PATG 1/23	1013847	39
PATG 1/30	0822440	39
PATG 2/10	1013818	39
PATG 2/12	0827078	39
PATG 2/15	1013038	39
PATG 2/18	0820523	39
PATG 2/23	1013850	39
PATG 2/30	0822453	39
PATG 3/10	1013821	39
PATG 3/12	0827079	39
PATG 3/15	1013041	39
PATG 3/18	0820536	39
PATG 3/23	1013863	39
PATG 3/30	0822466	39
PATG 4/12	0827080	39
PATG 4/15	1013054	39
PATG 4/18	0820549	39
PATG 4/23	0808011	39
PATG 4/30	0822479	39
PATG 5/15	1013067	39
PATG 5/18	0828059	39

Type	Order No.	Page
PATG 5/23	0808024	39
PATG 5/30	0822482	39
PATG 6/15	1013070	39
PATG 6/18	0828062	39
PATG 6/23	0808037	39
PKB 100 x 2,5	1005457	38
PKB 100 x 2,5 BK	1005512	38
PKB 140 x 3,6	1005460	38
PKB 140 x 3,6 BK	1005525	38
PKB 190 x 4,8	1005473	38
PKB 190 x 4,8 BK	1005538	38
PKB 200 x 2,5	1005486	38
PKB 200 x 2,5 BK	1005541	38
PKB 290 x 4,8	1005499	38
PKB 290 x 4,8 BK	1005554	38
PKB 370 x 4,8	1005509	38
PKB 370 x 4,8 BK	1005567	38

S

Type	Order No.	Page
SK 2,8 WH:REEL	0805205	27
SK 3,8 WH:REEL	0805218	27
SK 5,0 WH:REEL	0805221	27
SK 10,0 WH:REEL	0812188	27
STP 3,5-2	0830131	37
STP 3,5-3	0830132	37
STP 4-2	0810575	37
STP 4-2-ZB	3038613	37
STP 5-2	0800967	37
STP 5-2-ZB	3037643	37
STP 5-2/S	0800970	37
STP 5-3	0810562	37

T

Type	Order No.	Page
THERMOMARK CARD	5146464	6
THERMOMARK CARD SET	5147200	6
THERMOMARK CARD SET EN	5147201	6
THERMOMARK CARD-UCT-MAG1	5146480	6
THERMOMARK CARD-UCT-MAG2	5146563	6
THERMOMARK CARD-UCT-MAG3	5146613	6
THERMOMARK CARD-UCT-MAG4	5146614	6
THERMOMARK CARD-UCT-MAG5	5146615	6
THERMOMARK CARD-UCT-MAG6	5146616	6
THERMOMARK CARD-US-MAG1	5146451	6
THERMOMARK ROLL	5146477	7
THERMOMARK ROLL SET	5147300	7
THERMOMARK ROLL SET EN	5147301	7
THERMOMARK ROLL-CUTTER	5146422	7
THERMOMARK ROLL-CUTTER/P	5146435	7
THERMOMARK ROLL-ERH	5146448	7
THERMOMARK-ERH 500	5146309	7
THERMOMARK-RIBBON 110	5145384	7
THERMOMARK-RIBBON 110 BU	0829544	7
THERMOMARK-RIBBON 110 GN	0829542	7
THERMOMARK-RIBBON 110 RD	0829543	7
THERMOMARK-RIBBON 110-EMLHT	0800342	7
THERMOMARK-RIBBON 110-TC	0801371	6
THERMOMARK-RIBBON 110-WMSU	0801358	7
THERMOMARK-RIBBON 110-WMSU WH	0801359	7
TL CASE	0800613	6
TML (101 x 4,2)R TR	0816621	27
TML (101 x 9,5)R TR	0816647	27
TML (E x 4,2)R TR	0816715	27
TML (E x 9,5)R TR	0816634	27
TMT 4 R	0816375	27
TMT 4 R BU	0816333	27
TMT 4 R GN	0816346	27
TMT 4 R OG	0816359	27
TMT 4 R RD	0816362	27
TMT 4 R YE	0816388	27
TMT 5 R	0816430	27
TMT 5 R BU	0816391	27
TMT 5 R GN	0816401	27
TMT 5 R OG	0816414	27
TMT 5 R RD	0816427	27
TMT 5 R YE	0816443	27
TMT 6 R	0816498	27
TMT 6 R BU	0816456	27
TMT 6 R GN	0816469	27
TMT 6 R OG	0816472	27
TMT 6 R RD	0816485	27
TMT 6 R YE	0816508	27

Type	Order No.	Page
TMT 8 R	0816553	27
TMT 8 R BU	0816511	27
TMT 8 R GN	0816524	27
TMT 8 R OG	0816537	27
TMT 8 R RD	0816540	27
TMT 8 R YE	0816566	27
TMT 10 R	0816210	27
TMT 100 R	0816605	27
TMT 100 R BU	0816223	27
TMT 100 R GN	0816579	27
TMT 100 R OG	0816582	27
TMT 100 R RD	0816595	27
TMT 100 R YE	0816618	27
TMT TOOL	0816650	27

U

Type	Order No.	Page
UBE	0800310	37
UBE/D	0800307	37
UCT-TM 10	0829142	19
UCT-TM 10 BU	0829172	19
UCT-TM 10 GN	0829173	19
UCT-TM 10 OG	0829170	19
UCT-TM 10 RD	0829169	19
UCT-TM 10 VT	0829171	19
UCT-TM 10 YE	0829143	19
UCT-TM 12	0829144	19
UCT-TM 12 BU	0829177	19
UCT-TM 12 GN	0829178	19
UCT-TM 12 OG	0829175	19
UCT-TM 12 RD	0829174	19
UCT-TM 12 VT	0829176	19
UCT-TM 12 YE	0829145	19
UCT-TM 16	0829146	19
UCT-TM 16 BU	0829182	19
UCT-TM 16 GN	0829183	19
UCT-TM 16 OG	0829180	19
UCT-TM 16 RD	0829179	19
UCT-TM 16 YE	0829147	19
UCT-TM 3,5	0829484	19
UCT-TM 3,5 BU	0829508	19

Type	Order No.	Page
UCT-TM 3,5 GN	0829509	19
UCT-TM 3,5 OG	0829506	19
UCT-TM 3,5 RD	0829505	19
UCT-TM 3,5 VT	0829507	19
UCT-TM 4	0828732	19
UCT-TM 4 BU	0829152	19
UCT-TM 4 GN	0829153	19
UCT-TM 4 OG	0829150	19
UCT-TM 4 RD	0829149	19
UCT-TM 4 VT	0829151	19
UCT-TM 4 YE	0828733	19
UCT-TM 5	0828734	19
UCT-TM 5 BU	0829157	19
UCT-TM 5 GN	0829158	19
UCT-TM 5 OG	0829155	19
UCT-TM 5 RD	0829154	19
UCT-TM 5 VT	0829156	19
UCT-TM 5 YE	0828735	19
UCT-TM 6	0828736	19
UCT-TM 6 BU	0829162	19
UCT-TM 6 GN	0829163	19
UCT-TM 6 OG	0829160	19
UCT-TM 6 RD	0829159	19
UCT-TM 6 VT	0829161	19
UCT-TM 6 YE	0828737	19
UCT-TM 7,62	0828738	19
UCT-TM 7,62 BU	0829513	19
UCT-TM 7,62 GN	0829514	19
UCT-TM 7,62 OG	0829511	19
UCT-TM 7,62 RD	0829510	19
UCT-TM 7,62 VT	0829512	19
UCT-TM 8	0828740	19
UCT-TM 8 BU	0829167	19
UCT-TM 8 GN	0829168	19
UCT-TM 8 OG	0829165	19
UCT-TM 8 RD	0829164	19
UCT-TM 8 VT	0829166	19
UCT-TM 8 YE	0828741	19
UCT-TMF 10	0829204	19
UCT-TMF 10 BU	0829209	19
UCT-TMF 10 GN	0829210	19
UCT-TMF 10 OG	0829206	19
UCT-TMF 10 RD	0829205	19
UCT-TMF 10 VT	0829208	19

Type	Order No.	Page
UCT-TMF 10 YE	0829207	19
UCT-TMF 12	0829214	19
UCT-TMF 12 BU	0829216	19
UCT-TMF 12 GN	0829217	19
UCT-TMF 12 OG	0829213	19
UCT-TMF 12 RD	0829212	19
UCT-TMF 12 VT	0829215	19
UCT-TMF 12 YE	0829211	19
UCT-TMF 16	0829218	19
UCT-TMF 16 BU	0829223	19
UCT-TMF 16 GN	0829224	19
UCT-TMF 16 OG	0829220	19
UCT-TMF 16 RD	0829219	19
UCT-TMF 16 YE	0829221	19
UCT-TMF 3,5	0829486	19
UCT-TMF 3,5 BU	0829518	19
UCT-TMF 3,5 GN	0829519	19
UCT-TMF 3,5 RD	0829515	19
UCT-TMF 3,5 VT	0829517	19
UCT-TMF 3,5 YE	0829487	19
UCT-TMF 4	0828742	19
UCT-TMF 4 BU	0829187	19
UCT-TMF 4 GN	0829188	19
UCT-TMF 4 OG	0829185	19
UCT-TMF 4 RD	0829184	19
UCT-TMF 4 VT	0829186	19
UCT-TMF 4 YE	0828743	19
UCT-TMF 5	0828744	19
UCT-TMF 5 BU	0829192	19
UCT-TMF 5 GN	0829193	19
UCT-TMF 5 RD	0829189	19
UCT-TMF 5 VT	0829191	19
UCT-TMF 5 YE	0828745	19
UCT-TMF 6	0828746	19
UCT-TMF 6 BU	0829197	19
UCT-TMF 6 GN	0829198	19
UCT-TMF 6 OG	0829195	19
UCT-TMF 6 RD	0829194	19
UCT-TMF 6 VT	0829196	19
UCT-TMF 6 YE	0828747	19
UCT-TMF 8	0828748	19
UCT-TMF 8 BU	0829202	19
UCT-TMF 8 GN	0829203	19
UCT-TMF 8 OG	0829200	19
UCT-TMF 8 RD	0829199	19
UCT-TMF 8 VT	0829201	19
UCT-TMF 8 YE	0828749	19
UCT-WMS 3,2 (12 x 4)	0828570	22
UCT-WMS 3,2 (12 x 4) YE	0828572	22
UCT-WMS 4,7 (12 x 5,5)	0828571	22
UCT-WMS 4,7 (12 x 5,5) YE	0828573	22
UCT1-TM 5	0829482	20
UCT1-TM 5 BU	0829229	20
UCT1-TM 5 GN	0829230	20
UCT1-TM 5 OG	0829227	20
UCT1-TM 5 RD	0829226	20
UCT1-TM 5 YE	0829228	20
UCT1-TM 6	0829483	20
UCT1-TM 6 BU	0829235	20
UCT1-TM 6 GN	0829236	20
UCT1-TM 6 OG	0829233	20
UCT1-TM 6 RD	0829232	20
UCT1-TM 6 YE	0829234	20
UCT1-TMF 5	0829237	20
UCT1-TMF 5 BU	0829241	20
UCT1-TMF 5 GN	0829242	20
UCT1-TMF 5 OG	0829239	20
UCT1-TMF 5 RD	0829238	20
UCT1-TMF 5 YE	0829240	20
UCT1-TMF 6	0829243	20
UCT1-TMF 6 BU	0829247	20
UCT1-TMF 6 GN	0829248	20
UCT1-TMF 6 OG	0829245	20
UCT1-TMF 6 RD	0829244	20
UCT1-TMF 6 YE	0829246	20
UCT2-TM 5/6	0829249	21
UCT3-TM 5	0829251	21
UCT3-TM 6	0829252	21
UCT5-TM 5	0828750	21
UCT5-TM 6	0828752	21
US-EML (104 x 140)	0800465	25
US-EML (104 x 140) SR	0800466	25
US-EML (104 x 140) YE	0800467	25
US-EML (104 x 3,8)	0800464	25
US-EML (17,5 x 8)	0800461	25
US-EML (17,5 x 8) YE	0800463	25
US-EML (20 x 8)	0800458	25
US-EML (20 x 8) YE	0800460	25

Type	Order No.	Page
US-EMLC (20 x 8)	0800468	25
US-EMLC (20 x 8) YE	0800469	25
US-EMLC (40 x 8)	0800470	25
US-EMLC (40 x 8) YE	0800471	25
US-EMLP (100 x 60)	0828807	25
US-EMLP (100 x 60) SR	0828910	25
US-EMLP (100 x 60) YE	0828909	25
US-EMLP (11 x 9)	0828789	25
US-EMLP (11 x 9) SR	0828872	25
US-EMLP (11 x 9) YE	0828871	25
US-EMLP (15 x 5)	0828790	25
US-EMLP (15 x 5) SR	0828874	25
US-EMLP (15 x 5) YE	0828873	25
US-EMLP (17 x 15)	0828793	25
US-EMLP (17 x 15) SR	0828880	25
US-EMLP (17 x 15) YE	0828879	25
US-EMLP (17 x 7)	0828792	25
US-EMLP (17 x 7) SR	0828878	25
US-EMLP (17 x 7) YE	0828877	25
US-EMLP (20 x 9)	0828795	25
US-EMLP (20 x 9) SR	0828884	25
US-EMLP (20 x 9) YE	0828883	25
US-EMLP (22 x 22)	0828796	25
US-EMLP (22 x 22) SR	0828886	25
US-EMLP (22 x 22) YE	0828885	25
US-EMLP (27 x 12,5)	0828798	25
US-EMLP (27 x 12,5) SR	0828892	25
US-EMLP (27 x 12,5) YE	0828891	25
US-EMLP (27 x 15)	0828799	25
US-EMLP (27 x 15) SR	0828894	25
US-EMLP (27 x 15) YE	0828893	25
US-EMLP (27 x 18)	0828800	25
US-EMLP (27 x 18) SR	0828896	25
US-EMLP (27 x 18) YE	0828895	25
US-EMLP (27 x 27)	0828801	25
US-EMLP (27 x 27) SR	0828898	25
US-EMLP (27 x 27) YE	0828897	25
US-EMLP (27 x 8)	0828797	25
US-EMLP (27 x 8) SR	0828890	25
US-EMLP (27 x 8) YE	0828889	25
US-EMLP (35 x 9)	0828802	25
US-EMLP (35 x 9) SR	0829430	25
US-EMLP (35 x 9) YE	0828899	25
US-EMLP (49 x 15)	0828803	25

Type	Order No.	Page
US-EMLP (49 x 15) SR	0828902	25
US-EMLP (49 x 15) YE	0828901	25
US-EMLP (60 x 15)	0828804	25
US-EMLP (60 x 15) SR	0828904	25
US-EMLP (60 x 15) YE	0828903	25
US-EMLP (60 x 30)	0828805	25
US-EMLP (60 x 30) SR	0828906	25
US-EMLP (60 x 30) YE	0828905	25
US-EMLP (85,6 x 54)	0828806	25
US-EMLP (85,6 x 54) SR	0828908	25
US-EMLP (85,6 x 54) YE	0828907	25
US-EMP (100 x 15)	0829521	24
US-EMP (100 x 15) SR	0829523	24
US-EMP (100 x 15) YE	0829522	24
US-EMP (17 x 15)	0828774	24
US-EMP (17 x 15) SR	0828843	24
US-EMP (20 x 9)	0829439	24
US-EMP (25 x 6)	0829435	24
US-EMP (27 x 12,5)	0828776	24
US-EMP (27 x 12,5) SR	0828847	24
US-EMP (27 x 12,5) YE	0828846	24
US-EMP (27 x 15)	0828777	24
US-EMP (27 x 15) SR	0828849	24
US-EMP (27 x 15) YE	0828848	24
US-EMP (27 x 18)	0828778	24
US-EMP (27 x 18) SR	0828851	24
US-EMP (27 x 18) YE	0828850	24
US-EMP (27 x 27)	0828779	24
US-EMP (27 x 27) SR	0828853	24
US-EMP (27 x 27) YE	0828852	24
US-EMP (27 x 8)	0828775	24
US-EMP (27 x 8) SR	0828845	24
US-EMP (27 x 8) YE	0828844	24
US-EMP (29 x 8)	0829436	24
US-EMP (29 x 8) YE	0829440	24
US-EMP (40 x 17)	0829437	24
US-EMP (44 x 7)	0829438	24
US-EMP (49 x 15)	0828780	24
US-EMP (49 x 15) YE	0828854	24
US-EMP (60 x 15)	0828781	24
US-EMP (60 x 15) SR	0828857	24
US-EMP (60 x 15) YE	0828856	24
US-EMP (60 x 30)	0828782	24
US-EMP (60 x 30) SR	0828859	24

Type	Order No.	Page
US-EMP (60 x 30) YE	0828858	24
US-EMP (85,6 x 54)	0828783	24
US-EMP (85,6 x 54) SR	0828861	24
US-EMP (85,6 x 54) YE	0828860	24
US-EMSP (50 x 30)	0828786	24
US-EMSP (50 x 30) SR	0828928	24
US-EMSP (50 x 30) YE	0828927	24
US-EMSP (75,6 x 54)	0828787	24
US-EMSP (75,6 x 54) SR	0828930	24
US-EMSP (75,6 x 54) YE	0828929	24
US-EMSP (90 x 60)	0828788	24
US-EMSP (90 x 60) SR	0828932	24
US-EMSP (90 x 60) YE	0828931	24
US-TM 100	0829255	20
US-TMF 100	0829260	20
US-WML 14 (25 x 19)	0800473	23
US-WML 36 (25 x 25)	0800474	23
US-WML 6 (13 x 13)	0800472	23
US-WMT (10 x 4)	0828765	22
US-WMT (10 x 4) BU	0829277	22
US-WMT (10 x 4) GN	0829278	22
US-WMT (10 x 4) OG	0829274	22
US-WMT (10 x 4) RD	0829273	22
US-WMT (10 x 4) VT	0829276	22
US-WMT (10 x 4) YE	0828952	22
US-WMT (12 x 4)	0828766	22
US-WMT (12 x 4) BU	0829284	22
US-WMT (12 x 4) GN	0829285	22
US-WMT (12 x 4) OG	0829281	22
US-WMT (12 x 4) RD	0829280	22
US-WMT (12 x 4) VT	0829283	22
US-WMT (12 x 4) YE	0828953	22
US-WMT (15 x 4)	0828767	22
US-WMT (15 x 4) BU	0829291	22
US-WMT (15 x 4) GN	0829292	22
US-WMT (15 x 4) OG	0829288	22
US-WMT (15 x 4) RD	0829287	22
US-WMT (15 x 4) VT	0829290	22
US-WMT (15 x 4) YE	0828954	22
US-WMT (18 x 4)	0828768	22
US-WMT (18 x 4) BU	0829298	22
US-WMT (18 x 4) GN	0829299	22
US-WMT (18 x 4) OG	0829295	22
US-WMT (18 x 4) RD	0829294	22

Type	Order No.	Page
US-WMT (18 x 4) VT	0829297	22
US-WMT (18 x 4) YE	0828955	22
US-WMT (23 x 4)	0828769	22
US-WMT (23 x 4) BU	0829305	22
US-WMT (23 x 4) GN	0829306	22
US-WMT (23 x 4) OG	0829302	22
US-WMT (23 x 4) RD	0829301	22
US-WMT (23 x 4) VT	0829304	22
US-WMT (23 x 4) YE	0828956	22
US-WMT (30 x 4)	0828770	22
US-WMT (30 x 4) BU	0829312	22
US-WMT (30 x 4) GN	0829313	22
US-WMT (30 x 4) OG	0829309	22
US-WMT (30 x 4) RD	0829308	22
US-WMT (30 x 4) VT	0829311	22
US-WMT (30 x 4) YE	0828957	22
US-WMTB (24 x 5)	0828771	23
US-WMTB (24 x 5) BU	0829324	23
US-WMTB (24 x 5) GN	0829325	23
US-WMTB (24 x 5) OG	0829321	23
US-WMTB (24 x 5) RD	0829320	23
US-WMTB (24 x 5) VT	0829323	23
US-WMTB (24 x 5) YE	0828958	23
US-WMTB (29 x 8)	0828772	23
US-WMTB (29 x 8) BU	0829331	23
US-WMTB (29 x 8) GN	0829332	23
US-WMTB (29 x 8) OG	0829328	23
US-WMTB (29 x 8) RD	0829327	23
US-WMTB (29 x 8) VT	0829330	23
US-WMTB (29 x 8) YE	0828959	23
US-WMTB (44 x 15)	0828773	23
US-WMTB (44 x 15) BU	0829338	23
US-WMTB (44 x 15) GN	0829339	23
US-WMTB (44 x 15) OG	0829335	23
US-WMTB (44 x 15) RD	0829334	23
US-WMTB (44 x 15) VT	0829337	23
US-WMTB (44 x 15) YE	0828960	23
US2-TM 100	0829268	21

W

Type	Order No.	Page
WML 5 (25 x 10)R	0817523	28
WML 6 (13 x 13)R	0816252	28
WML 7,5 (17 x 9)R	0828444	28
WML 14 (25 x 19)R	0817536	28
WML 14 (25 x 19)R YE	0817549	28
WML 14 (38 x 19)R	0817552	28
WML 18 (12 x 12)R	0817507	28
WML 20 (31 x 25)R	0828457	28
WML 3 (13 x 10)R	0800073	28
WML 36 (25 x 38)R	0817510	28
WML 7,5 (13 x 13)R	0800074	28
WML 7,5 (25 x 13)R	0800075	28
WML 12 (25 x 19)R	0800076	28
WML 22 (25 x 25)R	0800078	28
WML 46 (25 x 38)R	0800067	28
WMS 12,7 (60 x 20)R	0800369	30
WMS 12,7 (60 x 20)R YE	0800403	30
WMS 19,1 (60 x 30)R	0800370	30
WMS 19,1 (60 x 30)R YE	0800404	30
WMS 2,4 (15 x 4)R	0800379	30
WMS 2,4 (15 x 4)R YE	0800412	30
WMS 2,4 (15 x 4)RL	0800389	30
WMS 2,4 (15 x 4)RXL	0800396	30
WMS 2,4 (30 x 4)R	0800373	30
WMS 2,4 (30 x 4)R YE	0800407	30
WMS 2,4 (30 x 4)RL	0800386	30
WMS 2,4 (30 x 4)RXL	0800394	30
WMS 2,4 (60 x 4)R	0800363	30
WMS 2,4 (60 x 4)R YE	0800398	30
WMS 2,4 (60 x 4)RL	0800383	30
WMS 2,4 (60 x 4)RXL	0800392	30
WMS 25,4 (60 x 40)R	0800371	30
WMS 25,4 (60 x 40)R YE	0800405	30
WMS 3,2 (15 x 5)R	0800380	30
WMS 3,2 (15 x 5)R YE	0800413	30
WMS 3,2 (15 x 5)RL	0800390	30
WMS 3,2 (30 x 5)R	0800374	30
WMS 3,2 (30 x 5)R YE	0800408	30
WMS 3,2 (30 x 5)RL	0800387	30
WMS 3,2 (60 x 5)R	0800364	30
WMS 3,2 (60 x 5)R YE	0800399	30
WMS 3,2 (60 x 5)RL	0800384	30
WMS 38,1 (60 x 60)R	0800372	30
WMS 38,1 (60 x 60)R YE	0800406	30
WMS 6,4 (30 x 10)R	0800376	30
WMS 6,4 (30 x 10)R YE	0800410	30
WMS 6,4 (60 x 10)R	0800367	30
WMS 6,4 (60 x 10)R YE	0800401	30
WMS 9,5 (30 x 16)R	0800377	30
WMS 9,5 (30 x 16)R YE	0800411	30
WMS 9,5 (60 x 16)R	0800368	30
WMS 9,5 (60 x 16)R YE	0800402	30
WMS 12,7 (E x 20)R	0800294	31
WMS 12,7 (E x 20)R BK	0800422	31
WMS 12,7 (E x 20)R YE	0800305	31
WMS 12,7 (E x 20)RL	0800325	31
WMS 12,7 (E x 20)RL BK	0800432	31
WMS 12,7 (E x 20)RL YE	0800333	31
WMS 19,1 (E x 30)R	0800295	31
WMS 19,1 (E x 30)R BK	0800423	31
WMS 19,1 (E x 30)R YE	0800306	31
WMS 19,1 (E x 30)RL	0800326	31
WMS 19,1 (E x 30)RL BK	0800434	31
WMS 19,1 (E x 30)RL YE	0800334	31
WMS 2,4 (E x 4)R	0800289	31
WMS 2,4 (E x 4)R BK	0800415	31
WMS 2,4 (E x 4)R YE	0800300	31
WMS 2,4 (E x 4)RL	0800319	31
WMS 2,4 (E x 4)RL BK	0800427	31
WMS 2,4 (E x 4)RL YE	0800328	31
WMS 25,4 (E x 40)R	0800296	31
WMS 25,4 (E x 40)R BK	0800424	31
WMS 25,4 (E x 40)R YE	0800308	31
WMS 25,4 (E x 40)RL	0800327	31
WMS 25,4 (E x 40)RL BK	0800435	31
WMS 25,4 (E x 40)RL YE	0800335	31
WMS 3,2 (E x 5)R	0800290	31
WMS 3,2 (E x 5)R BK	0800416	31
WMS 3,2 (E x 5)R YE	0800301	31
WMS 3,2 (E x 5)RL	0800320	31
WMS 3,2 (E x 5)RL BK	0800428	31
WMS 3,2 (E x 5)RL YE	0800329	31
WMS 38,1 (E x 60)R	0800298	31
WMS 38,1 (E x 60)R BK	0800425	31

Type	Order No.	Page
WMS 38,1 (E x 60)R YE	0800309	31
WMS 4,8 (15 x 9)R	0800382	30
WMS 4,8 (15 x 9)R YE	0800414	30
WMS 4,8 (15 x 9)RL	0800391	30
WMS 4,8 (15 x 9)RXL	0800397	30
WMS 4,8 (30 x 9)R	0800375	30
WMS 4,8 (30 x 9)R YE	0800409	30
WMS 4,8 (30 x 9)RL	0800388	30
WMS 4,8 (30 x 9)RXL	0800395	30
WMS 4,8 (60 x 9)R	0800366	30
WMS 4,8 (60 x 9)R YE	0800400	30
WMS 4,8 (60 x 9)RL	0800385	30
WMS 4,8 (60 x 9)RXL	0800393	30
WMS 4,8 (E x 9)R	0800291	31
WMS 4,8 (E x 9)R BK	0800418	31
WMS 4,8 (E x 9)R YE	0800302	31
WMS 4,8 (E x 9)RL	0800321	31
WMS 4,8 (E x 9)RL BK	0800429	31
WMS 4,8 (E x 9)RL YE	0800330	31
WMS 50,8 (E x 80)R	0800299	31
WMS 50,8 (E x 80)R BK	0800426	31
WMS 50,8 (E x 80)R YE	0800311	31
WMS 6,4 (E x 10)R	0800292	31
WMS 6,4 (E x 10)R BK	0800419	31
WMS 6,4 (E x 10)R YE	0800303	31
WMS 6,4 (E x 10)RL	0800322	31
WMS 6,4 (E x 10)RL BK	0800430	31
WMS 6,4 (E x 10)RL YE	0800331	31
WMS 9,5 (E x 16)R	0800293	31
WMS 9,5 (E x 16)R BK	0800421	31
WMS 9,5 (E x 16)R YE	0800304	31
WMS 9,5 (E x 16)RL	0800324	31
WMS 9,5 (E x 16)RL BK	0800431	31
WMS 9,5 (E x 16)RL YE	0800332	31
WMT 2,4 (15 x 4)R	0816281	29
WMT 3,5 (15 x 5)R	0817222	29
WMT 4,2 (15 x 6)R	0817235	29
WMT 5,5 (15 x 8)R	0817248	29
WMT 8,4 (17 x 10)R	0817251	29
WMTB (24 x 8)R	0816278	29
WMTB (35 x 15)R	0817316	29

Type	Order No.	Page

Further information on the products presented here and on the world of solutions from Phoenix Contact can be found at
www.phoenixcontact.net/catalog

Or contact us directly.

Industrial Connection Technology,
Marking Systems and Mounting Material
CLIPLINE

Connection Technology for Field
Devices and Field Cabling
PLUSCON

Device Connection Technology
and Electronic Housings
COMBICON

Power and Signal Quality
TRABTECH

Signal Converters, Switching Devices,
Power Supply Units
INTERFACE

Components and Systems
AUTOMATION

PHOENIX CONTACT GmbH & Co. KG
32823 Blomberg, Germany
Phone: +49 5235 3-00
Fax: +49 5235 3-4 12 00
www.phoenixcontact.com

© PHOENIX CONTACT 2011

Printed in Germany
MNR 52006042/2011-02-01/00

PHOENIX CONTACT
INSPIRING INNOVATIONS

Мы молодая и активно развивающаяся компания в области поставок электронных компонентов. Мы поставляем электронные компоненты отечественного и импортного производства напрямую от производителей и с крупнейших складов мира.

Благодаря сотрудничеству с мировыми поставщиками мы осуществляем комплексные и плановые поставки широчайшего спектра электронных компонентов.

Собственная эффективная логистика и склад в обеспечивает надежную поставку продукции в точно указанные сроки по всей России.

Мы осуществляем техническую поддержку нашим клиентам и предпродажную проверку качества продукции. На все поставляемые продукты мы предоставляем гарантию .

Осуществляем поставки продукции под контролем ВП МО РФ на предприятия военно-промышленного комплекса России , а также работаем в рамках 275 ФЗ с открытием отдельных счетов в уполномоченном банке. Система менеджмента качества компании соответствует требованиям ГОСТ ISO 9001.

Минимальные сроки поставки, гибкие цены, неограниченный ассортимент и индивидуальный подход к клиентам являются основой для выстраивания долгосрочного и эффективного сотрудничества с предприятиями радиоэлектронной промышленности, предприятиями ВПК и научно-исследовательскими институтами России.

С нами вы становитесь еще успешнее!

Наши контакты:

Телефон: +7 812 627 14 35

Электронная почта: sales@st-electron.ru

Адрес: 198099, Санкт-Петербург, Промышленная ул, дом № 19, литера Н, помещение 100-Н Офис 331