



**SERIES:** PDRB-10 | **DESCRIPTION:** AC-DC DIN RAIL POWER SUPPLY

**FEATURES**

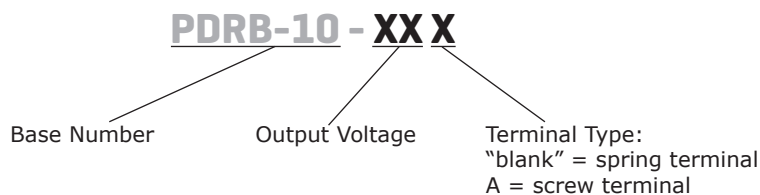
- universal input (90~264 Vac)
- integrated fuse and surge protection
- 3,000 Vac input/output isolation voltage
- DC ON/LOW LED indicators
- over voltage/current protection
- spring and screw terminal options
- adjustable output via trim POT
- UL/cUL, TUV, CE certified



MODEL	output voltage	output current max	output power max	ripple and noise <sup>1</sup> max	efficiency <sup>2</sup> typ
	(Vdc)	(A)	(W)	(mVp-p)	(%)
PDRB-10-5	5	2.0	10	50	73
PDRB-10-12	12	0.84	10	50	75
PDRB-10-15	15	0.67	10	50	76
PDRB-10-24	24	0.42	10	50	76

Notes: 1. At full load, nominal input, 20 MHz bandwidth oscilloscope.  
 2. At nominal input.  
 3. All specifications are measured at Ta=25°C, nominal input voltage, and rated output load unless otherwise specified.

**PART NUMBER KEY**



**INPUT**

parameter	conditions/description	min	typ	max	units
voltage		90		264	Vac
		120		375	Vdc
frequency		47		63	Hz
current	at 90 Vac, full load			300	mA
inrush current	at 115 Vac, full load			15	A
	at 230 Vac, full load			30	A
leakage current	input to output			0.25	mA
	input to FG			3.5	mA

**OUTPUT**

parameter	conditions/description	min	typ	max	units
capacitive load				3,500	μF
initial set point accuracy				±1	%
line regulation	at full load, V in min to V in max			±1	%
load regulation	at Vi nom, 0~100% load			±2	%
adjustability	via built in trim pot, 80% load				
	5, 12, 15 Vdc output models	90		115	%
	24 Vdc output models	90		120	%
rated continuous loading at max trim voltage	5 Vdc output models (5.75 Vdc)			1.7	A
	12 Vdc output models (13.8 Vdc)			0.72	A
	15 Vdc output models (17.25 Vdc)			0.58	A
	24 Vdc output models (28.8 Vdc)			0.34	A
start-up time	at Vi nom, full load			1.0	s
	at Vi nom, full load with max capacitive load			1.5	s
rise time	at Vi nom, full load			150	ms
	at Vi nom, full load with max capacitive load			500	ms
hold-up time	at 115 Vac, full load	25			ms
	at 230 Vac, full load	100			ms
fall time	at Vi nom, full load			150	ms
transient recovery time	at Vi nom, 100~50% load			2	ms
switching frequency	at Vi nom, full load		132		kHz
temperature coefficient				±0.03	%/°C
power back immunity	at Vi nom, full load, for 1 second				
	5 Vdc output models	7.5			Vdc
	12 Vdc output models	18			Vdc
	15 Vdc output models	22			Vdc
	24 Vdc output models	35			Vdc
DC ON indicator threshold at start-up (GREEN)	5 Vdc output models	3.5		4.5	Vdc
	12 Vdc output models	9.0		10.8	Vdc
	15 Vdc output models	11.0		13.5	Vdc
	24 Vdc output models	18		21.6	Vdc
DC LOW indicator threshold after start-up (RED)	5 Vdc output models	3.5		4.5	Vdc
	12 Vdc output models	9.0		10.8	Vdc
	15 Vdc output models	11.0		13.5	Vdc
	24 Vdc output models	18		21.6	Vdc

## PROTECTIONS

parameter	conditions/description	min	typ	max	units
over voltage protection	at Vi nom, 80% load, auto recovery				
	5 Vdc output models	6.25		7.25	Vdc
	12 Vdc output models	15		17.4	Vdc
	15 Vdc output models	18.75		21.75	Vdc
	24 Vdc output models	30		34.8	Vdc
over current protection	hiccup, auto recovery (see curve)	110		165	%
short circuit protection	hiccup, auto recovery				

## SAFETY & COMPLIANCE

parameter	conditions/description	min	typ	max	units
isolation voltage	input to output for 1 minute	3,000			Vac
		4,242			Vdc
	input to FG for 1 minute	1,500			Vac
		2,121			Vdc
isolation resistance	output to FG for 1 minute	500			Vac
		710			Vdc
isolation resistance	input to output at 500 Vdc	100			MΩ
safety approvals	UL 508, UL 1310, UL 60950-1, EN 62368-1 ISA 12.12.01 (Class I, Div 2, Groups A~D)				
safety class	Class I				
EMI/EMC	EN 55032 Class B, EN 55024, ENV 50204, EN 61204-3, EN 61000-3-2, EN 61000-3-3, EN 61000-6-2, EN 61000-6-3, EN 61000-4-2, EN 61000-4-3, EN 61000-4-4, EN 61000-4-5, EN 61000-4-6, EN 61000-4-8, EN 61000-4-11				
pollution degree	2				
degree of protection	IP20				
MTBF	as per Bellcore Issue 6 at 40 °C, GB				
	5 Vdc output models		728,000		hours
	12 Vdc output models		767,000		hours
	15 Vdc output models		780,000		hours
	24 Vdc output models		808,000		hours
RoHS	yes				

Notes: 4. The power supply is considered a component which will be installed into final equipment. The final equipment still must be tested to meet the necessary EMC directives.

## ENVIRONMENTAL

parameter	conditions/description	min	typ	max	units
operating temperature	see derating curves	-20		71	°C
storage temperature		-25		85	°C
humidity	non-condensing	20		95	%
altitude	EN 60950-1			5,000	m
vibration	meets IEC 60068-2-6 (Mounting on rail: 10~500 Hz, 2 G, along X,Y,Z axis, for 60 minutes on each axis)				
shock	meets IEC 60068-2-27 (15 G, 11 ms, 3 axis, 6 faces, 3 times for each face)				

## MECHANICAL

parameter	conditions/description	min	typ	max	units
dimensions	90.00 x 22.50 x 114.00 (3.60 x 0.89 x 4.49 inches)				mm
material	plastic				
weight			120		g
cooling	natural convection				
input/output connector	spring terminal: accepts 24~14 AWG wire screw terminal: accepts 26~12 AWG wire				

## MECHANICAL DRAWING

units: mm [inch]  
 tolerance:  
 $X \leq 30.00$ :  $\pm 0.30$  [ $\pm 0.01$ ]  
 $30.00 < X \leq 120.00$ :  $\pm 0.50$  [ $\pm 0.02$ ]  
 unless otherwise noted

TERMINAL CONNECTIONS	
TERMINAL	Function
1	V+
2	V-
3	
4	N
5	L

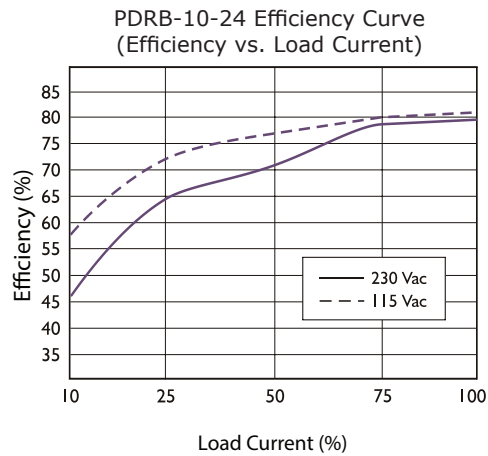


INSTALLATION		
	Spring	Screw
DIN RAIL	TS35/7.5 or TS35/15	
Cable	flexible/solid, copper conductors only, 60/75°C	
Wire Range	24~14 AWG (0.2~2 mm <sup>2</sup> )	26~12 AWG (0.2~2.5 mm <sup>2</sup> )
Strip Length	10 mm	4~5 mm
Screw Torque	--	5 lb·in
Position	Vertical	
Cooling	Natural convection, 25 mm clearance on all sides	

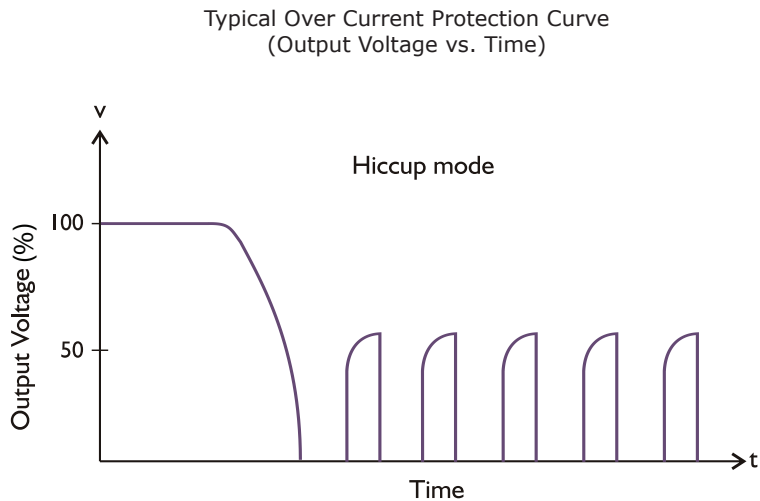
## DERATING CURVE



## EFFICIENCY CURVES



## CURRENT LIMITED CURVE



## REVISION HISTORY

---

rev.	description	date
1.0	initial release	06/13/2019

The revision history provided is for informational purposes only and is believed to be accurate.

**CUI INC**<sup>®</sup>

**Headquarters**  
20050 SW 112th Ave.  
Tualatin, OR 97062  
**800.275.4899**

Fax 503.612.2383  
**cui.com**  
techsupport@cui.com

CUI offers a two (2) year limited warranty. Complete warranty information is listed on our website.

CUI reserves the right to make changes to the product at any time without notice. Information provided by CUI is believed to be accurate and reliable. However, no responsibility is assumed by CUI for its use, nor for any infringements of patents or other rights of third parties which may result from its use.

CUI products are not authorized or warranted for use as critical components in equipment that requires an extremely high level of reliability. A critical component is any component of a life support device or system whose failure to perform can be reasonably expected to cause the failure of the life support device or system, or to affect its safety or effectiveness.



## Стандарт Электрон Связь

Мы молодая и активно развивающаяся компания в области поставок электронных компонентов. Мы поставляем электронные компоненты отечественного и импортного производства напрямую от производителей и с крупнейших складов мира.

Благодаря сотрудничеству с мировыми поставщиками мы осуществляем комплексные и плановые поставки широчайшего спектра электронных компонентов.

Собственная эффективная логистика и склад в обеспечивает надежную поставку продукции в точно указанные сроки по всей России.

Мы осуществляем техническую поддержку нашим клиентам и предпродажную проверку качества продукции. На все поставляемые продукты мы предоставляем гарантию .

Осуществляем поставки продукции под контролем ВП МО РФ на предприятия военно-промышленного комплекса России , а также работаем в рамках 275 ФЗ с открытием отдельных счетов в уполномоченном банке. Система менеджмента качества компании соответствует требованиям ГОСТ ISO 9001.

Минимальные сроки поставки, гибкие цены, неограниченный ассортимент и индивидуальный подход к клиентам являются основой для выстраивания долгосрочного и эффективного сотрудничества с предприятиями радиоэлектронной промышленности, предприятиями ВПК и научно-исследовательскими институтами России.

С нами вы становитесь еще успешнее!

### Наши контакты:

**Телефон:** +7 812 627 14 35

**Электронная почта:** [sales@st-electron.ru](mailto:sales@st-electron.ru)

**Адрес:** 198099, Санкт-Петербург,  
Промышленная ул, дом № 19, литера Н,  
помещение 100-Н Офис 331