



Accessories

	Page
General information	5 - 2
Accessories - Luminous elements	5 - 3
Filament/neon lamp	5 - 4
LED	5 - 14
Other accessories	5 - 19
Accessories	5 - 20

General information

When selecting lamps, the button/lens colour of the device should be taken into account.

transparent colours	Suitable for		
	Filament lamps	Neon lamps	LED
colourless	limited	good	good
red	good	good	good
yellow	good	good	good
green	good	limited	limited
blue	limited	limited	good

transparent = clear, grooved on inside for better light diffusion

translucent = translucent but not clear

Operating life specifications of lamps refer to AC operation. For DC operation, these values are reduced by approximately 40%. (Operating life specifications: when not mounted).

Neon lamps: rated current tolerance +/- 30%

We recommend to combine coloured lenses with the corresponding LED colours in order to achieve a really intensive colour.

On the other hand, when combining e. g. a white LED with a coloured lens, this will produce a dim colour.

LED Protective Diode

LED may be damaged when anode and cathode are connected in a wrong way. An integrated protective diode protects the LED against wrong polarization.

CE-Conformity

Illumination like lamps and LED displays are exchangeable, overall available as merchandise and not steadily connected with the network – thus, the Low-voltage Directive 73/23/EWG does not apply.

EMC

The components of this catalogue are within the meaning of the law concerning the electromagnetic conformity (= EMC) "basic components as f. ex. switches, signal lamps or like" and, therefore, do not all within the scope of the EMC.

Declarations of Conformity

Declarations of conformity for lamps are not available.



General Data

Luminous elements

Content

Filament/neon lamp	5 - 4
Filament lamps, wedge base W 2 x 4.6d DIN 49846	5 - 4
Filament lamps, Bi-Pin T 1 base	5 - 5
Filament lamps, Bi-Pin T ¼ base	5 - 5
Filament lamps T 4.5	5 - 6
Filament lamps T 4.6	5 - 6
Filament lamps, BA 9s base (MBC/MCC), shape G, DIN 72601	5 - 7
Filament lamps, BA 9s base (MBC/MCC), shape A, DIN 49851	5 - 7
Neon lamps, BA 9s base (MBC/MCC)	5 - 8
Neon lamps, BA 9s base (MBC/MCC), DIN 49850	5 - 8
Filament lamps, BA 15d base, DIN 49850	5 - 8
Filament lamps, BA 15d base, DIN 49852	5 - 9
Filament lamps, BA 15d base	5 - 9
Filament lamps, E 10 (MES) base	5 - 10
Neon lamps, E 10 (MES) base	5 - 10
Filament lamps, E 14 base, shape B, DIN 49850	5 - 10
Filament lamps, E 14 base, shape A, DIN 49852	5 - 11
Filament lamps, E 14 base	5 - 11
Neon lamps, E 14 base, shape B	5 - 12
Filament lamps, tubular lamp, S 8.5 base, shape L, DIN 72601	5 - 12
Filament lamps, tubular lamp, S 8.5 base, shape K, DIN 72601	5 - 12
LED	5 - 14
LED W 2 x 4.6d superbright	5 - 14
LED Bi-Pin T 1	5 - 15
LED Bi-Pin T 1 superbright	5 - 15
LED T 4.5	5 - 16
LED T 4.5 superbright	5 - 16
LED BA 9s (MBC/MCC) superbright	5 - 17
LED 3 mm, without base	5 - 17


Filament/neon lamp



Typical accessories Filament/neon lamp

Description	Photo	Order no.	Additional accessories see page
Lamp extractor for lamp diameter 11 mm		1.90.900.007/0000	5 - 20

Filament lamps, wedge base W 2 x 4.6d DIN 49846



Rated voltage	Rated current	Rated power	Diameter max.	Length	Medium operating life AC	Order no.	Accessoires lamp extractor
12 V	0.08 A	1.2 W	5 mm	20 mm	15000 h	1.90.120.012/0000	1.90.900.003/0000
24 - 30 V	0.04 A	1 W	5 mm	20 mm	1000 h	1.90.120.005/0000	1.90.900.003/0000
24 V	0.04 A	1.2 W	5 mm	20 mm	7000 h	1.90.120.011/0000	1.90.900.003/0000
48 V	0.025 A	1.2 W	5 mm	19 mm	2500 h	1.90.120.010/0000	1.90.900.003/0000
60 V	0.02 A	1.2 W	5 mm	19 mm	3300 h	1.90.120.009/0000	1.90.900.003/0000

Ratings and operating life specifications generally refer to the lower rated voltage value. Operating life specifications of lamps refer to AC operation. With DC operation, these are reduced by about 40%.
The lamps up to 30 V are provided with glass sockets, the other ones with plastic sockets.

Filament lamps, Bi-Pin T 1 base



Rated voltage	Rated current	Rated power	Diameter max.	Length	Medium operating life AC	Order no.	Accessoires lamp extractor
24 - 28 V	0.016 A	0.4 - 0.56 W	-	-	5000 h	1.90.180.473/0000	1.90.900.001/0000

Ratings and operating life specifications generally refer to the lower rated voltage value. Operating life specifications of lamps refer to AC operation. With DC operation, these are reduced by about 40%.

Filament lamps, Bi-Pin T 1/4 base



Rated voltage	Rated current	Rated power	Diameter max.	Length	Medium operating life AC	Order no.	Accessoires lamp extractor
12 V	0.06 A	0.72 W	4.3 mm	10.5 mm	10000 h	1.90.180.474/0000	1.90.900.002/0000
28 V	0.03 A	0.84 W	4.3 mm	10.5 mm	5000 h	1.90.180.475/0000	1.90.900.002/0000

Ratings and operating life specifications generally refer to the lower rated voltage value. Operating life specifications of lamps refer to AC operation. With DC operation, these are reduced by about 40%.

Filament lamps T 4.5



Rated voltage	Rated current	Rated power	Diameter max.	Length	Medium operating life AC	Order no.	Accessoires lamp extractor
12 V	0.04 A	0.48 W	4.2 mm	16.5 mm	10000 h	1.90.100.022/0000	1.90.900.002/0000
24 V	0.02 A	0.48 W	4.2 mm	16.5 mm	8000 h	1.90.100.023/0000	1.90.900.002/0000

Ratings and operating life specifications generally refer to the lower rated voltage value. Operating life specifications of lamps refer to AC operation. With DC operation, these are reduced by about 40%.

Filament lamps T 4.6



Rated voltage	Rated current	Rated power	Diameter max.	Length	Medium operating life AC	Order no.	Accessoires lamp extractor
12 V	0.04 A	0.3 W	4 mm	22 mm	5000 h	1.90.100.012/0000	1.90.900.002/0000
24 V	0.02 A	0.5 W	4 mm	22 mm	5000 h	1.90.100.013/0000	1.90.900.002/0000

Ratings and operating life specifications generally refer to the lower rated voltage value. Operating life specifications of lamps refer to AC operation. With DC operation, these are reduced by about 40%.


Filament lamps, BA 9s base (MBC/MCC), shape G, DIN 72601



Rated voltage	Rated current	Rated power	Diameter max.	Length	Medium operating life AC	Order no.	Accessoires lamp extractor
12 - 15 V	0.12 A	1.2 W	9 mm	24 mm	10000 h	1.90.060.003/0000	1.90.900.006/0000
24 - 30 V	0.04 A	1.2 W	9 mm	24 mm	7000 h	1.90.060.014/0000	1.90.900.006/0000

Ratings and operating life specifications generally refer to the lower rated voltage value. Operating life specifications of lamps refer to AC operation. With DC operation, these are reduced by about 40%.

Filament lamps, BA 9s base (MBC/MCC), shape A, DIN 49851



Rated voltage	Rated current	Rated power	Diameter max.	Length	Medium operating life AC	Order no.	Accessoires lamp extractor
12 - 15 V	0.166 A	2 W	11 mm	29 mm	10000 h	1.90.060.132/0000	1.90.900.007/0000
24 - 30 V	0.083 A	2 W	11 mm	29 mm	10000 h	1.90.060.133/0000	1.90.900.007/0000
110 - 130 V	0.018 A	2 W	11 mm	30 mm	25000 h	1.90.060.137/0000	1.90.900.007/0000

Ratings and operating life specifications generally refer to the lower rated voltage value. Operating life specifications of lamps refer to AC operation. With DC operation, these are reduced by about 40%.

Neon lamps, BA 9s base (MBC/MCC)



Rated voltage	Rated current	Rated power	Diameter max.	Length	Medium operating life AC	Order no.	Accessoires lamp extractor
220 ACV	0.0015 - 0.0018 A	-	10 mm	24 mm	1500 h	1.90.560.002/0000	1.90.900.007/0000

Ratings and operating life specifications generally refer to the lower rated voltage value. Operating life specifications of lamps refer to AC operation. With DC operation, these are reduced by about 40%.


Neon lamps, BA 9s base (MBC/MCC), DIN 49850



Rated voltage	Rated current	Rated power	Diameter max.	Length	Medium operating life AC	Order no.	Accessoires lamp extractor
AC 220 V	0.0015 - 0.0018 A	-	10 mm	28 mm	-	1.90.560.102/0000	1.90.900.007/0000

Ratings and operating life specifications generally refer to the lower rated voltage value. Operating life specifications of lamps refer to AC operation. With DC operation, these are reduced by about 40%.

Filament lamps, BA 15d base, DIN 49850



Rated voltage	Rated current	Rated power	Diameter max.	Length	Medium operating life AC	Order no.	Accessoires lamp extractor
12 - 15 V	0.12 A	2 W	15.2/12.5 mm	31 mm	1000 h	1.90.070.003/0000	1.90.900.008/0000
24 - 30 V	0.08 A	2 W	15.2/12.5 mm	31 mm	1000 h	1.90.070.004/0000	1.90.900.008/0000

Ratings and operating life specifications generally refer to the lower rated voltage value. Operating life specifications of lamps refer to AC operation. With DC operation, these are reduced by about 40%.

Filament lamps, BA 15d base, DIN 49852



Rated voltage	Rated current	Rated power	Diameter max.	Length	Medium operating life AC	Order no.	Accessoires lamp extractor
24 - 30 V	0.165 A	4 W	17 mm	57 mm	2000 h	1.90.070.105/0000	1.90.900.009/0000

Ratings and operating life specifications generally refer to the lower rated voltage value. Operating life specifications of lamps refer to AC operation. With DC operation, these are reduced by about 40%.

Filament lamps, BA 15d base



Rated voltage	Rated current	Rated power	Diameter max.	Length	Medium operating life AC	Order no.	Accessoires lamp extractor
24 V	0.2 A	5 W	16 mm	36 mm	2000 h	1.90.070.053/0000	1.90.900.009/0000
220 - 260 V	0,02 - 0,03 A	5 - 7 W	16 mm	36 mm	1000 h	1.90.070.061/0000	1.90.900.009/0000

Ratings and operating life specifications generally refer to the lower rated voltage value. Operating life specifications of lamps refer to AC operation. With DC operation, these are reduced by about 40%.

Filament lamps, E 10 (MES) base



Rated voltage	Rated current	Rated power	Diameter max.	Length	Medium operating life AC	Order no.	Accessoires lamp extractor
24 - 30 V	0.083 A	2 W	11 mm	29 mm	1000 h	1.90.010.033/0000	1.90.900.007/0000
110 - 130 V	0.018 A	2 W	11 mm	30 mm	1000 h	1.90.010.037/0000	1.90.900.007/0000

Ratings and operating life specifications generally refer to the lower rated voltage value. Operating life specifications of lamps refer to AC operation. With DC operation, these are reduced by about 40%.


Neon lamps, E 10 (MES) base



Rated voltage	Rated current	Rated power	Diameter max.	Length	Medium operating life AC	Order no.	Accessoires lamp extractor
220 AC V	0.0015 - 0.0018 A	-	10.4 mm	28 mm	-	1.90.510.012/0000	1.90.900.006/0000

Ratings and operating life specifications generally refer to the lower rated voltage value. Operating life specifications of lamps refer to AC operation. With DC operation, these are reduced by about 40%.

Filament lamps, E 14 base, shape B, DIN 49850



Rated voltage	Rated current	Rated power	Diameter max.	Length	Medium operating life AC	Order no.	Accessoires lamp extractor
24 - 30 V	0.083 A	2 W	14/12.5 mm	31 mm	1000 h	1.90.020.033/0000	1.90.900.008/0000

Ratings and operating life specifications generally refer to the lower rated voltage value. Operating life specifications of lamps refer to AC operation. With DC operation, these are reduced by about 40%.

Filament lamps, E 14 base, shape A, DIN 49852



Rated voltage	Rated current	Rated power	Diameter max.	Length	Medium operating life AC	Order no.	Accessoires lamp extractor
24 - 30 V	0.165 A	4 W	17 mm	57 mm	1000 h	1.90.020.105/0000	1.90.900.009/0000
220 - 260 V	0.023 A	5 W	17 mm	57 mm	1000 h	1.90.020.115/0000	1.90.900.009/0000

Ratings and operating life specifications generally refer to the lower rated voltage value. Operating life specifications of lamps refer to AC operation. With DC operation, these are reduced by about 40%.

Filament lamps, E 14 base



Rated voltage	Rated current	Rated power	Diameter max.	Length	Medium operating life AC	Order no.	Accessoires lamp extractor
24 V	0.2 A	5 W	16 mm	36 mm	2000 h	1.90.020.053/0000	1.90.900.009/0000
220 - 260 V	0,02 - 0,03 A	5 - 7 W	16 mm	36 mm	1000 h	1.90.020.061/0000	1.90.900.009/0000

Ratings and operating life specifications generally refer to the lower rated voltage value. Operating life specifications of lamps refer to AC operation. With DC operation, these are reduced by about 40%.

Neon lamps, E 14 base, shape B



Rated voltage	Rated current	Rated power	Diameter max.	Length	Medium operating life AC	Order no.	Accessoires lamp extractor
220 ACV	0.0014 - 0.0026 A	-	14.1/11.5 mm	31 mm	-	1.90.520.002/0000	1.90.900.008/0000

Ratings and operating life specifications generally refer to the lower rated voltage value. Operating life specifications of lamps refer to AC operation. With DC operation, these are reduced by about 40%.


Filament lamps, tubular lamp, S 8.5 base, shape L, DIN 72601



Rated voltage	Rated current	Rated power	Diameter max.	Length	Medium operating life AC	Order no.	Accessoires lamp extractor
24 V	-	3 W	11.5 mm	39 mm	200 h	1.90.111.003/0000	-

Ratings and operating life specifications generally refer to the lower rated voltage value. Operating life specifications of lamps refer to AC operation. With DC operation, these are reduced by about 40%.

Filament lamps, tubular lamp, S 8.5 base, shape K, DIN 72601




Rated voltage	Rated current	Rated power	Diameter max.	Length	Medium operating life AC	Order no.	Accessoires lamp extractor
24 V	-	5 W	15.5 mm	44 mm	200 h	1.90.111.103/0000	-

Ratings and operating life specifications generally refer to the lower rated voltage value. Operating life specifications of lamps refer to AC operation. With DC operation, these are reduced by about 40%.

LED



LEDW 2 x 4.6d superbright



Socket	Colour	Forward voltage typ. U_F at I_F	Max. current, I_F	Light intensity	Order no.	Accessoires lamp extractor
W 2 x 4.6d	red	24	12 mA	70 mcd	1.90.690.361/0000	1.90.900.003/0000
W 2 x 4.6d	green	24	12 mA	600 mcd	1.90.690.362/0000	1.90.900.003/0000
W 2 x 4.6d	yellow	24	12 mA	80 mcd	1.90.690.363/0000	1.90.900.003/0000
W 2 x 4.6d	blue	24	12 mA	300 mcd	1.90.690.364/0000	1.90.900.003/0000
W 2 x 4.6d	white	24	12 mA	400 mcd	1.90.690.365/0000	1.90.900.003/0000

All LEDs are provided with a protective diode. Operating temperature - 30 °C ... + 65 °C.
For more intensive colours, please combine coloured lenses with suitable LED colours.


LED Bi-Pin T 1



Socket	Colour	Forward voltage typ. U_F at I_F	Max. current, I_F	Light intensity	Order no.	Accessoires lamp extractor
Bi-Pin T 1	red	2	10 mA	26-52 mcd	1.90.691.026/0000	1.90.900.001/0000
Bi-Pin T 1	green	2	10 mA	9-33 mcd	1.90.691.027/0000	1.90.900.001/0000
Bi-Pin T 1	yellow	2	10 mA	26-52 mcd	1.90.691.028/0000	1.90.900.001/0000

Voltage U_B : External resistor: $R_V = (U_B - U_F) : I_F$
 A suitable series resistor must be fitted externally.
 Recommended resistor ratings:
 - for 5 - 7 V = 270 Ω 0.25 W
 - for 12 - 14 V = 680 Ω 0.50 W
 - for 24 - 28 V = 1500 Ω 1.00 W
 Forward voltage U_F : 2 V (3 V max.)
 Reverse voltage U_R : 5 V
 Reverse current I_R : 100 μ A.
 Forward current: 10 mA
 Operating temperature: -20°C ... +60°C
 Storage temperature: -30°C ... +80°C
 Operating life: 100,000 h at $T_U = 25^\circ\text{C}$

LED Bi-Pin T 1 superbright



Socket	Colour	Forward voltage typ. U_F at I_F	Max. current, I_F	Light intensity	Order no.	Accessoires lamp extractor
Bi-Pin T 1	red	24	11 mA	70 mcd	1.90.690.351/0000	1.90.900.001/0000
Bi-Pin T 1	green	24	11 mA	600 mcd	1.90.690.352/0000	1.90.900.001/0000
Bi-Pin T 1	yellow	24	11 mA	80 mcd	1.90.690.353/0000	1.90.900.001/0000
Bi-Pin T 1	blue	24	11 mA	300 mcd	1.90.690.354/0000	1.90.900.001/0000
Bi-Pin T 1	white	24	11 mA	400 mcd	1.90.690.355/0000	1.90.900.001/0000

All LEDs are provided with a protective diode. Operating temperature - 30 °C ... + 65 °C.
 For more intensive colours, please combine coloured lenses with suitable LED colours.

LEDT 4.5



Socket	Colour	Forward voltage typ. U_F at I_F	Max. current, I_F	Light intensity	Order no.	Accessoires lamp extractor
T 4.5	red	2 - 3 V	10 mA	26-52 mcd	1.90.692.001/0000	-
T 4.5	green	2 - 3 V	10 mA	9-33 mcd	1.90.692.002/0000	-
T 4.5	yellow	2 - 3 V	10 mA	26-52 mcd	1.90.692.003/0000	-

Voltage U_B : External resistor: $R_V = (U_B - U_F) : I_F$

A suitable series resistor must be fitted externally.

Recommended resistor ratings:

- for 5 - 7 V = 270 Ω 0.25 W

- for 12 - 14 V = 680 Ω 0.50 W

- for 24 - 28 V = 1500 Ω 1.00 W

Forward voltage U_F : 2 V (3 V max.)

Reverse voltage U_R : 5 V

Reverse current I_R : 100 μ A.

Forward current: 10 mA

Operating temperature: -20°C ... +60°C

Storage temperature: -30°C ... +80°C

Operating life: 100,000 h at $T_U = 25^\circ\text{C}$

LEDT 4.5 superbright



Socket	Colour	Forward voltage typ. U_F at I_F	Max. current, I_F	Light intensity	Order no.	Accessoires lamp extractor
T 4.5	red	24	13 mA	90 mcd	1.90.690.331/0000	1.90.900.004/0000
T 4.5	green	24	13 mA	700 mcd	1.90.690.332/0000	1.90.900.004/0000
T 4.5	yellow	24	13 mA	100 mcd	1.90.690.333/0000	1.90.900.004/0000
T 4.5	blue	24	13 mA	380 mcd	1.90.690.334/0000	1.90.900.004/0000
T 4.5	white	24	13 mA	500 mcd	1.90.690.335/0000	1.90.900.004/0000

All LEDs are provided with a protective diode. Operating temperature - 30 °C ... + 65 °C.

For more intensive colours, please combine coloured lenses with suitable LED colours.

LED BA 9s (MBC/MCC) superbright



Socket	Colour	Forward voltage typ. U_F at I_F	Max. current, I_F	Light intensity	Order no.	Accessoires lamp extractor
BA 9 s	red	24	15 mA	250 mcd	1.90.690.341/0000	1.90.900.007/0000
BA 9 s	green	24	15 mA	1000 mcd	1.90.690.342/0000	1.90.900.007/0000
BA 9 s	yellow	24	15 mA	250 mcd	1.90.690.343/0000	1.90.900.007/0000
BA 9 s	blue	24	15 mA	450 mcd	1.90.690.344/0000	1.90.900.007/0000
BA 9 s	white	24	15 mA	600 mcd	1.90.690.345/0000	1.90.900.007/0000

All LEDs are provided with a protective diode. Operating temperature - 30 °C ... + 65 °C.
For more intensive colours, please combine coloured lenses with suitable LED colours.

LED 3 mm, without base



Socket	Colour	Forward voltage typ. U_F at I_F	Max. current, I_F	Light intensity	Order no.	Accessoires lamp extractor
without socket	red	1,6V/1 mA	30 mA	-	1.90.690.228/0000	-
without socket	yellow	1,9V/20 mA	50 mA	-	1.90.690.267/0000	-
without socket	red	1,9V/20 mA	50 mA	-	1.90.690.269/0000	-
without socket	blue	3,6V/20 mA	30 mA	-	1.90.690.282/0000	-
without socket	green	3,5V/20 mA	30 mA	-	1.90.690.285/0000	-
without socket	white	3,6V/20 mA	30 mA	-	1.90.690.295/0000	-

Processing information for 1.90.690.267/0000 and 1.90.690.269/0000
The qualifications for the higher soldering temperatures on lead free soldering processes are as follows:
Temperature stability according J-STD 020 C for reflow soldering 245°C and for wave soldering 245°C/10s.



General Data

Other accessories


Content

Accessories	5 - 20
Lamp extractor	5 - 20
Fixing spanner	5 - 21
RAFIX 22QR/FS - Fixing spanner for ring nut and front ring	5 - 21
LUMOTAST FK/25 - Disassembly tool	5 - 22
LUMOTAST FK/25 - Socket connector, 4-pin	5 - 22
LUMOTAST FK/25 - Flat ribbon cable, 10 cm, with socket connector and AMP 4-pin male quick connector	5 - 22
LUMOTAST FK/25 - Flat ribbon cable, 4-wire, length 1 m	5 - 23
LUMOTAST FK/25 - Plug-in socket for PCB	5 - 23
Keylock switch - PCB plug-in socket	5 - 23
LUMOTAST 75 IP40/65 - Protective cap	5 - 24
LUMOTAST 75 IP40/65 - Sealing cap	5 - 24
Signal lamp Ø 22.3 mm - Sealing ring for IP 65	5 - 24
O-ring	5 - 25
Pushbutton 16.2 mm - Protection against contact	5 - 25
Signal lamps - Protection against contact	5 - 25
LUMOTAST 75 IP40/65 - Blanking cap, black, Ø 16.2 mm	5 - 26
RAFIX 16 - Blanking cap with sealing and threaded ring, Ø 16.2 mm	5 - 26
RAFIX 22 QR - Blanking cap, Ø 22.3 mm	5 - 27
RAFIX 22 FS - Blanking cap, Ø 22.3 mm	5 - 27
Emergency stop label, PVC adhesive, Ø 16.3 mm	5 - 28
Emergency stop label, Ø 22.3 mm	5 - 29
Spacers, round	5 - 30
Accessories	5 - 19

Accessories



Lamp extractor



Short text	Feature 1	Feature 2	Order no.
Lamp extractor for lamp diameter 4 mm	lamp diameter 4 mm	-	1.90.900.001/0000
Lamp extractor for lamp diameter 4 mm	lamp diameter 4 mm	-	1.90.900.002/0000
Lamp extractor for lamp diameter 5 mm	lamp diameter 5 mm	-	1.90.900.003/0000
Lamp extractor for lamp diameter 5-6 mm	lamp diameter 5 - 6 mm	-	1.90.900.004/0000
Lamp extractor for lamp diameter 7 mm	lamp diameter 7mm	-	1.90.900.005/0000
Lamp extractor for lamp diameter 10.4 mm	lamp diameter 10.4 mm	-	1.90.900.006/0000
Lamp extractor for lamp diameter 11 mm	lamp diameter 11 mm	-	1.90.900.007/0000
Lamp extractor for lamp diameter 14 mm	lamp diameter 14 mm	-	1.90.900.008/0000
Lamp extractor for lamp diameter 16-17 mm	lamp diameter 16-17 mm	-	1.90.900.009/0000

5

Others

Fixing spanner



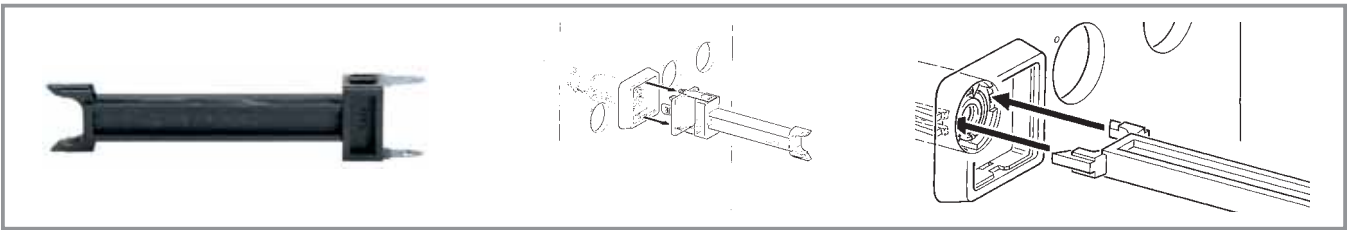
Short text	Feature 1	Feature 2	Order no.
Fixing spanner M 18, M 19	-	-	5.58.002.017/0105
Fixing spanner M 20, M 22, for ring nut	-	-	5.58.002.018/0105
Fixing spanner M 15, M 16	-	-	5.58.002.019/0105
Fixing spanner M 25, M 30	-	-	5.58.002.020/0105
Fixing spanner M 9, M 10	-	-	5.58.002.025/0105
Fixing spanner M 11, M 13	-	-	5.58.002.026/0105
Fixing spanner M 8	-	-	5.58.002.027/7705
Fixing spanner, hexagon, for RAFIX 16	-	-	5.58.002.034/0100

RAFIX 22QR/FS - Fixing spanner for ring nut and front ring



Short text	Feature 1	Feature 2	Order no.
Fixing spanner for ring nut and front ring	-	-	5.05.800.062/0000

LUMOTAST FK/25 - Disassembly tool




Short text	Feature 1	Feature 2	Order no.
Disassembly tool for LUMOTAST FK	-	-	5.05.800.041/0000

LUMOTAST FK/25 - Socket connector, 4-pin



Short text	Feature 1	Feature 2	Order no.
Socket connector, 4-pin	-	-	5.92.025.368/0000

LUMOTAST FK/25 - Flat ribbon cable, 10 cm, with socket connector and AMP 4-pin male quick connector



Short text	Feature 1	Feature 2	Order no.
Cable (flat ribbon cable 10 cm with socket connector and male quick connector, AMP 4-pin)	-	-	5.03.771.306/0000

5

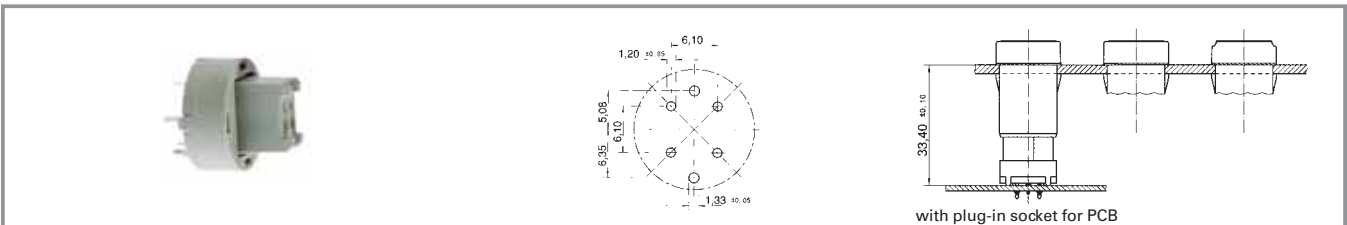
Others

LUMOTAST FK/25 - Flat ribbon cable, 4-wire, length 1 m



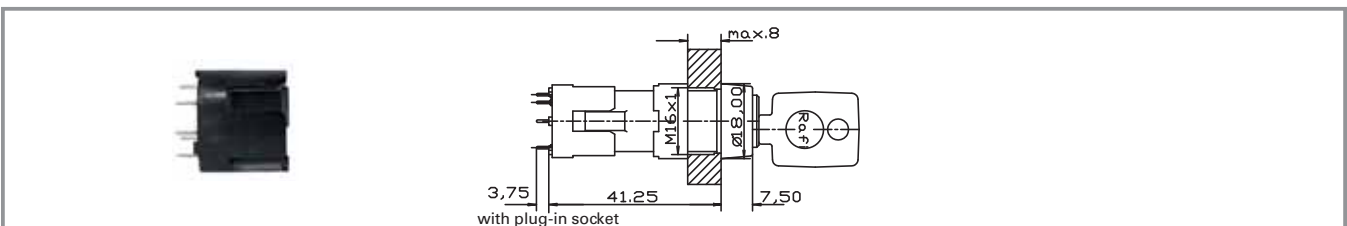
Short text	Feature 1	Feature 2	Order no.
Flat ribbon cable, 4-wire, 1 m long	-	-	5.37.700.124/0000

LUMOTAST FK/25 - Plug-in socket for PCB



Short text	Feature 1	Feature 2	Order no.
Plug-in socket for PCB	-	-	5.00.645.036/0000

Keylock switch - PCB plug-in socket



Short text	Feature 1	Feature 2	Order no.
Plug-in socket for PCB mounting	-	-	5.05.510.298/0000

5

Others

LUMOTAST 75 IP40/65 - Protective cap




Short text	Feature 1	Feature 2	Order no.
Protective cap (for 18 x 24 collar)	-	-	5.05.800.027/0000
Protective cap (for 18 x 18 collar)	-	-	5.05.800.030/0000

LUMOTAST 75 IP40/65 - Sealing cap




Short text	Feature 1	Feature 2	Order no.
Sealing cap IP65 (for 18 x 24 collar)	18 x 24 mm	-	5.05.200.008/0000
Sealing cap IP65 (for 18 x 18 collar)	18 x 18 mm	-	5.05.200.009/0000

Signal lamp Ø 22.3 mm - Sealing ring for IP 65




Short text	Feature 1	Feature 2	Order no.
Sealing ring for IP65	-	-	5.30.075.010/0100

O-ring



Short text	Feature 1	Feature 2	Order no.
O-ring, black, for blocking the operating stroke	-	-	5.30.120.009/0100
O-ring for keylock switch	-	-	5.30.120.015/0100
O-ring, black, 17.0 x 1.5, for blocking RF 19H keys	-	-	5.30.125.003/0100
O-ring, black, 16.0 x 1, for blocking RF 19H keys	-	-	5.30.125.007/0100

Pushbutton 16.2 mm - Protection against contact



Short text	Feature 1	Feature 2	Order no.
Protection against contact to VBG 4	-	-	5.55.101.715/0200

Signal lamps - Protection against contact



Short text	Feature 1	Feature 2	Order no.
Protection against contact to VBG 4	-	-	5.50.240.063/0209
Protection against contact to VBG 5	-	-	5.50.240.065/0200

5

Others

LUMOTAST 75 IP40/65 - Blanking cap, black, Ø 16.2 mm



Short text	Feature 1	Feature 2	Order no.
Blanking cap, black, to cover spare holes, dimensions 18 x 18 mm	-	-	5.52.006.020/0103
Blanking cap, black, to cover spare holes, dimensions 18 x 24 mm	-	-	5.52.006.021/0100
Blanking cap, black, to cover spare holes, round 18 mm	-	-	5.52.006.022/0100

RAFIX 16 - Blanking cap with sealing and threaded ring, Ø 16.2 mm



Short text	Feature 1	Feature 2	Order no.
Blanking cap complete with sealing disc and ring nut, square	-	-	5.05.800.049/0100
Blanking cap complete with sealing disc and ring nut, round	-	-	5.05.800.050/0100
Blanking cap complete with sealing disc and ring nut, square, alignable without gaps	-	-	5.05.800.051/0100

RAFIX 22 QR - Blanking cap, Ø 22.3 mm



Short text	Feature 1	Feature 2	Order no.
Blanking cap IP65, ring nut, square	-	-	5.05.800.065/0000
Blanking cap IP65, ring nut, round	-	-	5.05.800.064/0000

RAFIX 22 FS - Blanking cap, Ø 22.3 mm




Short text	Feature 1	Feature 2	Order no.
Blanking cap IP65, ring nut, square	-	-	5.05.800.068/0000
Blanking cap IP65, ring nut, round	-	-	5.05.800.067/0000
Blanking cap IP65, ring nut, round, high version, can be used for covering mounted PCB contact blocks.	-	-	5.05.200.025/0000
Blanking cap IP65, ring nut, square, high version, can be used for covering mounted PCB contact blocks.	-	-	5.05.200.026/0000

Emergency stop label, PVC adhesive, Ø 16.3 mm



Short text	Feature 1 Ø outward	Feature 2 Ø inward	Order no.
Adhesive label yellow, round 16.3 / 60 mm, without legend	60 mm	16.3 mm	5.76.204.400/0400
Adhesive label yellow, round 16.3 / 60 mm, with legend „Not-Aus“	60 mm	16.3 mm	5.76.204.401/0400
Adhesive label yellow, round 16.3 / 60 mm, with legend „EMERGENCY STOP“	60 mm	16.3 mm	5.76.204.403/0400
Adhesive label yellow, round 16.3 / 60 mm, with legend „NOT-HALT, EMERGENCY STOP, ARRET D’URGENCE, EMERGENZA“	60 mm	16.3 mm	5.76.204.106/0400
Adhesive label yellow, round 16.3 / 60 mm, with legend 4 x „NOT-HALT“	60 mm	16.3 mm	5.76.204.108/0400
Adhesive label yellow, round 16.3 / 60 mm, with legend 4 x „NOT-AUS“	60 mm	16.3 mm	5.76.204.110/0400
Adhesive label yellow, round 16.3 / 60 mm, with legend 4 x „EMERGENCY STOP“	60 mm	16.3 mm	5.76.204.112/0400
Adhesive label yellow, round 16.3 / 40 mm, with legend „NOT-HALT, EMERGENCY STOP, ARRET D’URGENCE, EMERGENZA“	40 mm	16.3 mm	5.76.204.114/0400
Adhesive label yellow, round 16.3 / 40 mm, with legend 4 x „NOT-HALT“	40 mm	16.3 mm	5.76.204.116/0400
Adhesive label yellow, round 16.3 / 40 mm, with legend 4 x „NOT-AUS“	40 mm	16.3 mm	5.76.204.118/0400
Adhesive label yellow, round 16.3 / 40 mm, with legend 4 x „EMERGENCY STOP“	40 mm	16.3 mm	5.76.204.120/0400

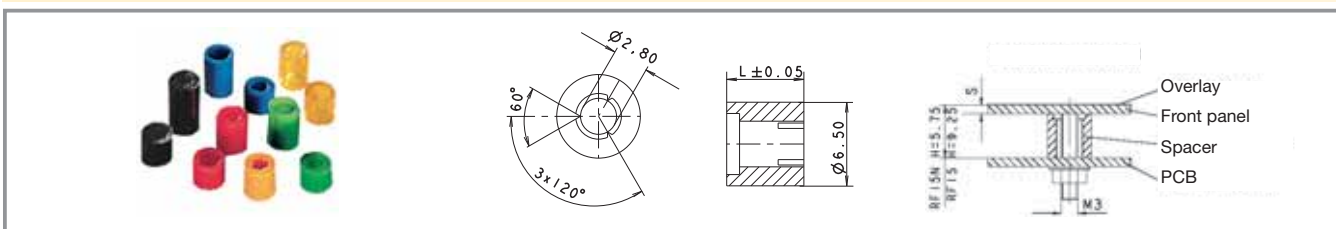
Emergency stop label, Ø 22.3 mm



Short text	Feature 1 Ø outward	Feature 2 Ø inward	Order no.
Emergency stop label, yellow, round 60 mm, rigid PVC, with legend „Not-Aus“	60 mm	22.3 mm	5.76.207.001/0400
Emergency stop label, yellow, round 60 mm, rigid PVC, with legend „EMERGENCY-STOP/ARRET D'URGENCE“	60 mm	22.3 mm	5.76.207.002/0400
Adhesive label yellow, round 22.3 / 60 mm, without legend	60 mm	22.3 mm	5.76.204.100/0400
Adhesive label yellow, round 22.3 / 60 mm, with legend 1 x „Not-Aus“	60 mm	22.3 mm	5.76.204.101/0400
Adhesive label yellow, round 22.3 / 60 mm, with legend 1 x „ARRET D'URGENCE“	60 mm	22.3 mm	5.76.204.102/0400
Adhesive label yellow, round 22.3 / 60 mm, with legend 1 x „EMERGENCY-STOP“	60 mm	22.3 mm	5.76.204.103/0400
Emergency stop label, yellow rectangular 36 x 64 mm, without legend	36 x 64 mm	22.3 mm	5.76.205.011/0400
Adhesive label yellow, round 22.3 / 60 mm, with legend „NOT-HALT, EMERGENCY STOP, ARRET D'URGENCE, EMERGENZA“	60 mm	22.3 mm	5.76.204.107/0400
Adhesive label yellow, round 22.3 / 60 mm, with legend 4 x „NOT-HALT“	60 mm	22.3 mm	5.76.204.109/0400
Adhesive label yellow, round 22.3 / 60 mm, with legend 4 x „NOT-AUS“	60 mm	22.3 mm	5.76.204.111/0400
Adhesive label yellow, round 22.3 / 60 mm, with legend 4 x „EMERGENCY STOP“	60 mm	22.3 mm	5.76.204.113/0400
Adhesive label yellow, round 22.3 / 40 mm, with legend „NOT-HALT, EMERGENCY STOP, ARRET D'URGENCE, EMERGENZA“	40 mm	22.3 mm	5.76.204.115/0400
Adhesive label yellow, round 22.3 / 40 mm, with legend 4 x „NOT-HALT“	40 mm	22.3 mm	5.76.204.117/0400
Adhesive label yellow, round 22.3 / 40 mm, with legend 4 x „NOT-AUS“	40 mm	22.3 mm	5.76.204.119/0400
Adhesive label yellow, round 22.3 / 40 mm, with legend 4 x „EMERGENCY STOP“	40 mm	22.3 mm	5.76.204.121/0400

Degree of protection: rigid PVC: IP40, adhesive foil: IP65

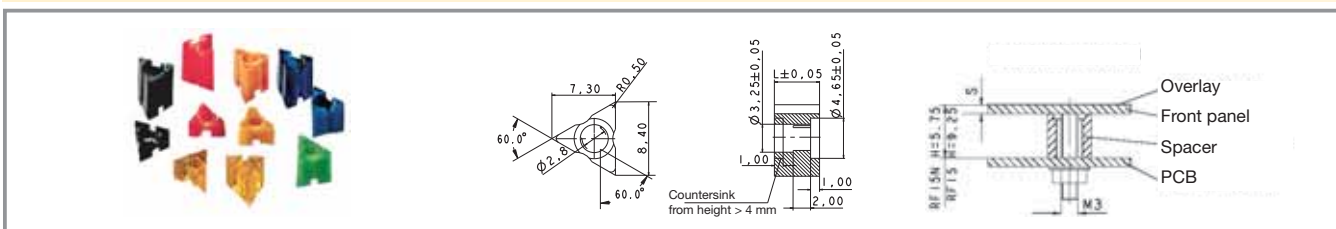
Spacers, round



Length	Width	Overall height	Diameter	Colour	Order no.
3.50 mm	-	-	-	blue transparent	5.30.759.023/0000
4 mm	-	-	-	green	5.30.759.251/0000
4.25 mm	-	-	-	blue	5.30.759.025/0000
4.50 mm	-	-	-	red	5.30.759.026/0000
4.75 mm	-	-	-	blue transparent	5.30.759.027/0000
5 mm	-	-	-	black	5.30.759.028/0000
5.25 mm	-	-	-	yellow orange transparent	5.30.759.029/0000
5.50 mm	-	-	-	yellow	5.30.759.030/0000
5.75 mm	-	-	-	green	5.30.759.031/0000
6 mm	-	-	-	blue	5.30.759.032/0000
6.2 mm	-	-	-	blue	5.30.759.033/0000
6.25 mm	-	-	-	red	5.30.759.034/0000
6.50 mm	-	-	-	blue transparent	5.30.759.035/0000
6.75 mm	-	-	-	black	5.30.759.036/0000
7 mm	-	-	-	yellow orange transparent	5.30.759.037/0000
7.25 mm	-	-	-	yellow	5.30.759.038/0000
7.50 mm	-	-	-	green	5.30.759.039/0000
7.75 mm	-	-	-	blue	5.30.759.040/0000
8 mm	-	-	-	red	5.30.759.041/0000
8.25 mm	-	-	-	blue transparent	5.30.759.042/0000
10.00 mm	-	-	-	black	5.30.759.043/0104

Required spacer length = Overall height of key - front panel thickness - 0.5 mm (area embossing).

Spacers, triangular



Length	Width	Overall height	Diameter	Colour	Order no.
2.50 mm	-	-	-	blue	5.30.759.094/0000
2.75 mm	-	-	-	red	5.30.759.095/0000
3 mm	-	-	-	blue transparent	5.30.759.096/0000
3.25 mm	-	-	-	black	5.30.759.097/0000
3.50 mm	-	-	-	yellow orange transparent	5.30.759.098/0000
3.75 mm	-	-	-	yellow	5.30.759.099/0000
4 mm	-	-	-	green	5.30.759.100/0000
4.25 mm	-	-	-	blue	5.30.759.101/0000
4.50 mm	-	-	-	red	5.30.759.102/0000
4.75 mm	-	-	-	blue transparent	5.30.759.103/0000
5 mm	-	-	-	black	5.30.759.104/0000
5.25 mm	-	-	-	yellow orange transparent	5.30.759.105/0000
5.50 mm	-	-	-	yellow	5.30.759.106/0000
5.75 mm	-	-	-	green	5.30.759.107/0000
6 mm	-	-	-	blue	5.30.759.108/0000
6.2 mm	-	-	-	blue	5.30.759.253/0000
6.25 mm	-	-	-	red	5.30.759.109/0000
6.50 mm	-	-	-	blue transparent	5.30.759.110/0000
6.75 mm	-	-	-	black	5.30.759.111/0000
7 mm	-	-	-	yellow orange transparent	5.30.759.112/0000
7.25 mm	-	-	-	yellow	5.30.759.113/0000
7.50 mm	-	-	-	green	5.30.759.114/0000
7.75 mm	-	-	-	blue	5.30.759.115/0000

5

Others

Length	Width	Overall height	Diameter	Colour	Order no.
8 mm	-	-	-	red	5.30.759.116/0000
8.25 mm	-	-	-	blue transparent	5.30.759.117/0000
9 mm	-	-	-	blue	5.30.759.254/0000
10.00 mm	-	-	-	black	5.30.759.124/0000
10.25 mm	-	-	-	yellow orange transparent	5.30.759.125/0000

Required spacer length = Overall height of key - front panel thickness - 0.5 mm (area embossing).



Стандарт Электрон Связь

Мы молодая и активно развивающаяся компания в области поставок электронных компонентов. Мы поставляем электронные компоненты отечественного и импортного производства напрямую от производителей и с крупнейших складов мира.

Благодаря сотрудничеству с мировыми поставщиками мы осуществляем комплексные и плановые поставки широчайшего спектра электронных компонентов.

Собственная эффективная логистика и склад в обеспечивает надежную поставку продукции в точно указанные сроки по всей России.

Мы осуществляем техническую поддержку нашим клиентам и предпродажную проверку качества продукции. На все поставляемые продукты мы предоставляем гарантию .

Осуществляем поставки продукции под контролем ВП МО РФ на предприятия военно-промышленного комплекса России , а также работаем в рамках 275 ФЗ с открытием отдельных счетов в уполномоченном банке. Система менеджмента качества компании соответствует требованиям ГОСТ ISO 9001.

Минимальные сроки поставки, гибкие цены, неограниченный ассортимент и индивидуальный подход к клиентам являются основой для выстраивания долгосрочного и эффективного сотрудничества с предприятиями радиоэлектронной промышленности, предприятиями ВПК и научно-исследовательскими институтами России.

С нами вы становитесь еще успешнее!

Наши контакты:

Телефон: +7 812 627 14 35

Электронная почта: sales@st-electron.ru

Адрес: 198099, Санкт-Петербург,
Промышленная ул, дом № 19, литера Н,
помещение 100-Н Офис 331