

| | |
|---|----------------|
|  | E502650 |
|---|----------------|

Features

- Lead Free Finish/Rohs Compliant (Note1) ("P" Suffix Designates Compliant. See Ordering Information)
- Halogen Free Available Upon Request By Adding Suffix "-HF"
- Terminals: Plated Leads Solderable Per MIL-STD-750, Method 2026
- Epoxy Meets UL 94 V-0 Flammability Rating
- Moisture Sensitivity Level 1

Maximum Ratings

- Operating Junction Temperature Range(MB12S~MB14S): -55°C to +125°C
- Operating Junction Temperature Range(MB16S~MB110S): -55°C to +150°C
- Storage Temperature Range: -55°C to +150°C
- Typical Thermal Resistance(Note2): 28°C/W Junction to Lead
- Typical Thermal Resistance(Note2): 88°C/W Junction to Ambient

| MCC Part Number | Device Marking | Maximum Recurrent Peak Reverse Voltage | Maximum RMS Voltage | Maximum DC Blocking Voltage |
|-----------------|----------------|--|---------------------|-----------------------------|
| MB12S | MB12S | 20V | 14V | 20V |
| MB14S | MB14S | 40V | 28V | 40V |
| MB16S | MB16S | 60V | 42V | 60V |
| MB18S | MB18S | 80V | 56V | 80V |
| MB110S | MB110S | 100V | 70V | 100V |

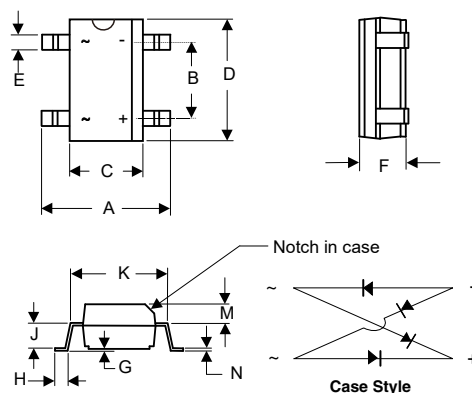
Electrical Characteristics @ 25°C Unless Otherwise Specified

| | | | |
|---|-------------|-------------------------|---|
| Average Forward Current | $I_{F(AV)}$ | 1A | $T_A = 75^\circ\text{C}$ |
| Peak Forward Surge Current | I_{FSM} | 30A | 8.3ms, Half Sine |
| Maximum Instantaneous Forward Voltage | V_F | 0.50V 0.70V 0.85V | $I_{FM} = 1A$; $T_A = 25^\circ\text{C}$ |
| Maximum DC Reverse Current at Rated DC Blocking Voltage | I_R | 0.1mA 10mA | $T_A = 25^\circ\text{C}$ $T_A = 100^\circ\text{C}$ |

Note: 1. High Temperature Solder Exemption Applied, See EU Directive Annex Notes 7a.
2. Thermal Resistance from Junction to Ambient and from Junction to Lead P.C.B. Mounted on 0.2*0.2"(5.0*5.0mm) Copper Pad Areas.

1 Amp Surface Mount Schottky Bridge Rectifier 20 to 100 Volts

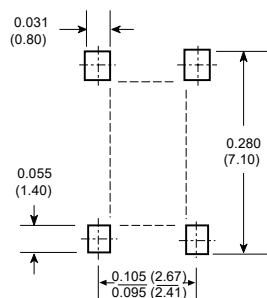
MBS-1



DIMENSIONS

| DIM | INCHES | | MM | | NOTE |
|-----|--------|-------|------|------|------|
| | MIN | MAX | MIN | MAX | |
| A | 0.252 | 0.276 | 6.40 | 7.00 | |
| B | 0.095 | 0.106 | 2.41 | 2.70 | |
| C | 0.142 | 0.165 | 3.60 | 4.20 | |
| D | 0.179 | 0.195 | 4.55 | 4.95 | |
| E | 0.019 | 0.031 | 0.50 | 0.80 | |
| F | 0.090 | 0.106 | 2.30 | 2.70 | |
| G | 0.002 | 0.008 | 0.05 | 0.20 | |
| H | 0.027 | 0.043 | 0.70 | 1.10 | |
| J | 0.058 | 0.062 | 1.47 | 1.57 | |
| K | 0.195 | 0.205 | 4.95 | 5.21 | |
| M | 0.039 | 0.049 | 0.99 | 1.24 | |
| N | 0.006 | 0.016 | 0.15 | 0.41 | |

Suggested Solder Pad Layout



Curve Characteristics

Fig. 1 - Forward Current Derating Curve

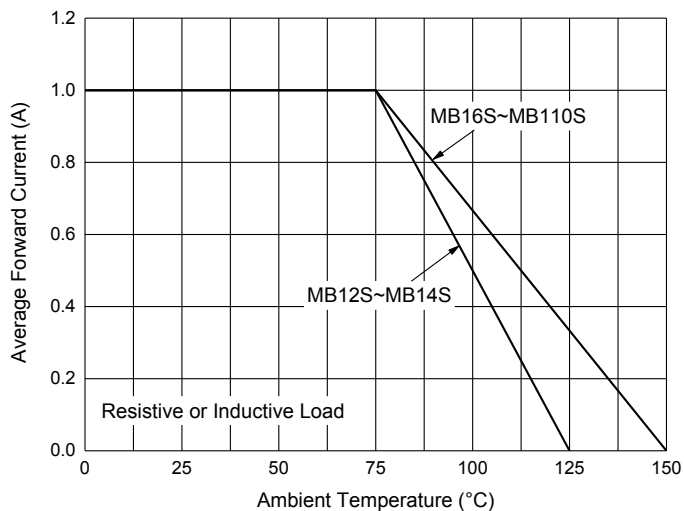


Fig. 2 - Maximum Non-Repetitive Peak Forward Surge Current

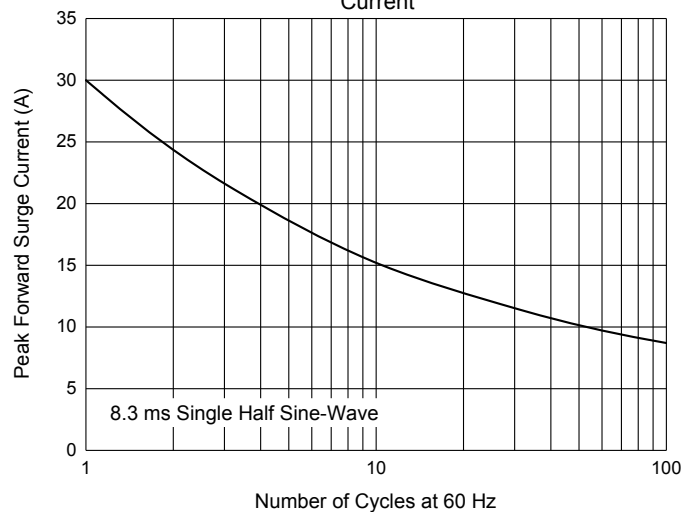


Fig. 3 - Typical Instantaneous Forward Characteristics

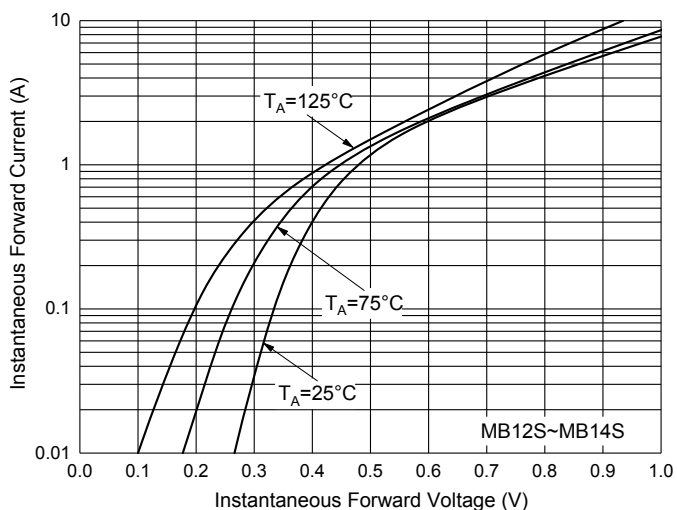


Fig. 4 - Typical Instantaneous Forward Characteristics

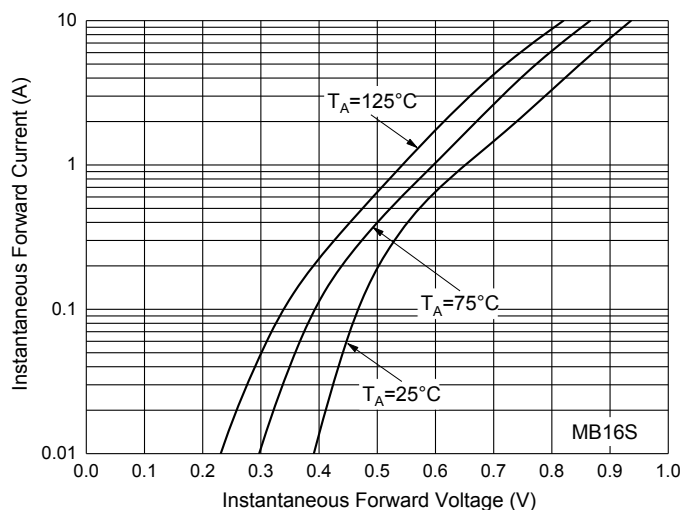


Fig. 5 - Typical Instantaneous Forward Characteristics

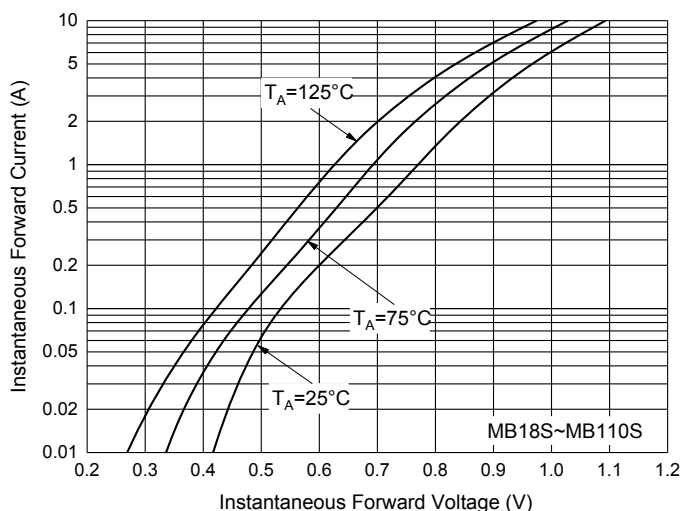
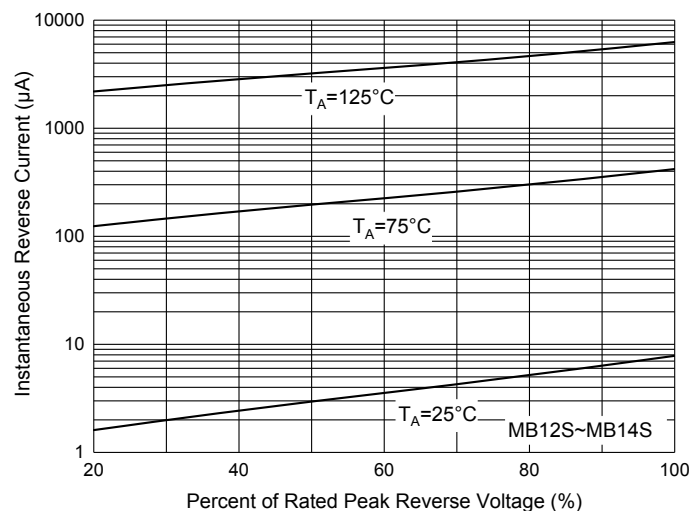


Fig. 6 - Typical Reverse Leakage Characteristics



Curve Characteristics

Fig. 7 - Typical Reverse Leakage Characteristics

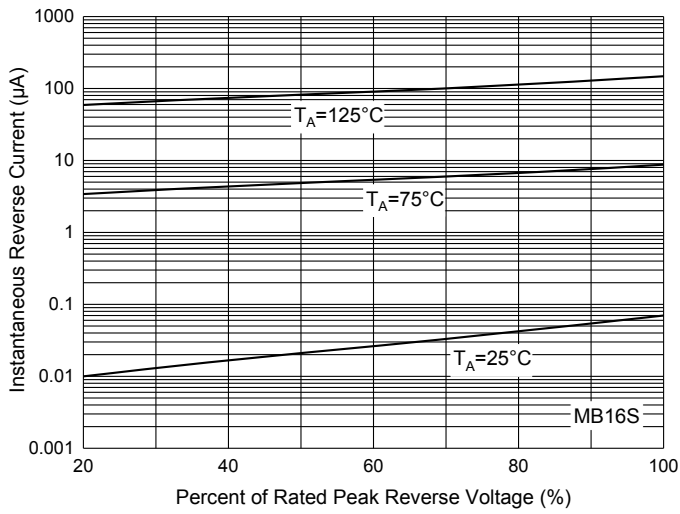
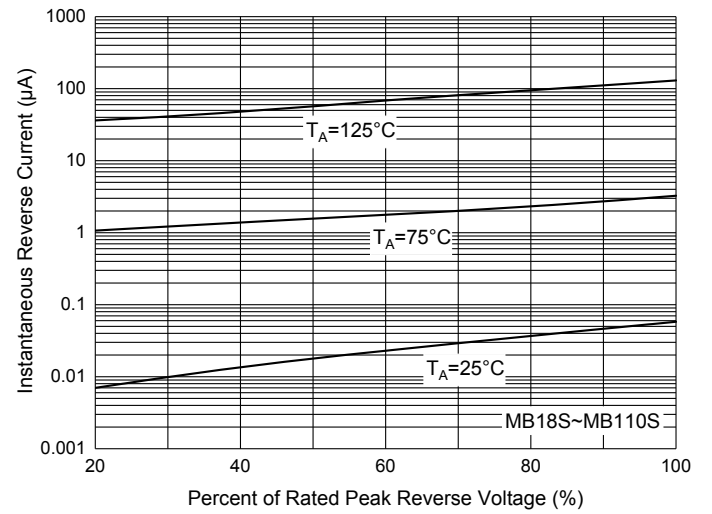


Fig. 8 - Typical Reverse Leakage Characteristics



Ordering Information

| Device | Packing |
|------------------|----------------------|
| (Part Number)-TP | Tape&Reel:3Kpcs/Reel |

Note : Adding "-HF" Suffix For Halogen Free, eg. Part Number-TP-HF

*****IMPORTANT NOTICE*****

Micro Commercial Components Corp. reserves the right to make changes without further notice to any product herein to make corrections, modifications , enhancements , improvements , or other changes . **Micro Commercial Components Corp** . does not assume any liability arising out of the application or use of any product described herein; neither does it convey any license under its patent rights ,nor the rights of others . The user of products in such applications shall assume all risks of such use and will agree to hold **Micro Commercial Components Corp** . and all the companies whose products are represented on our website, harmless against all damages.

*****LIFE SUPPORT*****

MCC's products are not authorized for use as critical components in life support devices or systems without the express written approval of Micro Commercial Components Corporation.

*****CUSTOMER AWARENESS*****

Counterfeiting of semiconductor parts is a growing problem in the industry. Micro Commercial Components (MCC) is taking strong measures to protect ourselves and our customers from the proliferation of counterfeit parts. MCC strongly encourages customers to purchase MCC parts either directly from MCC or from Authorized MCC Distributors who are listed by country on our web page cited below. Products customers buy either from MCC directly or from Authorized MCC Distributors are genuine parts, have full traceability, meet MCC's quality standards for handling and storage. **MCC will not provide any warranty coverage or other assistance for parts bought from Unauthorized Sources.** MCC is committed to combat this global problem and encourage our customers to do their part in stopping this practice by buying direct or from authorized distributors.



Стандарт Электрон Связь

Мы молодая и активно развивающаяся компания в области поставок электронных компонентов. Мы поставляем электронные компоненты отечественного и импортного производства напрямую от производителей и с крупнейших складов мира.

Благодаря сотрудничеству с мировыми поставщиками мы осуществляем комплексные и плановые поставки широчайшего спектра электронных компонентов.

Собственная эффективная логистика и склад в обеспечивает надежную поставку продукции в точно указанные сроки по всей России.

Мы осуществляем техническую поддержку нашим клиентам и предпродажную проверку качества продукции. На все поставляемые продукты мы предоставляем гарантию .

Осуществляем поставки продукции под контролем ВП МО РФ на предприятия военно-промышленного комплекса России , а также работаем в рамках 275 ФЗ с открытием отдельных счетов в уполномоченном банке. Система менеджмента качества компании соответствует требованиям ГОСТ ISO 9001.

Минимальные сроки поставки, гибкие цены, неограниченный ассортимент и индивидуальный подход к клиентам являются основой для выстраивания долгосрочного и эффективного сотрудничества с предприятиями радиоэлектронной промышленности, предприятиями ВПК и научно-исследовательскими институтами России.

С нами вы становитесь еще успешнее!

Наши контакты:

Телефон: +7 812 627 14 35

Электронная почта: sales@st-electron.ru

Адрес: 198099, Санкт-Петербург,
Промышленная ул, дом № 19, литера Н,
помещение 100-Н Офис 331