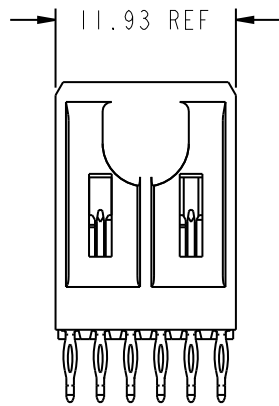
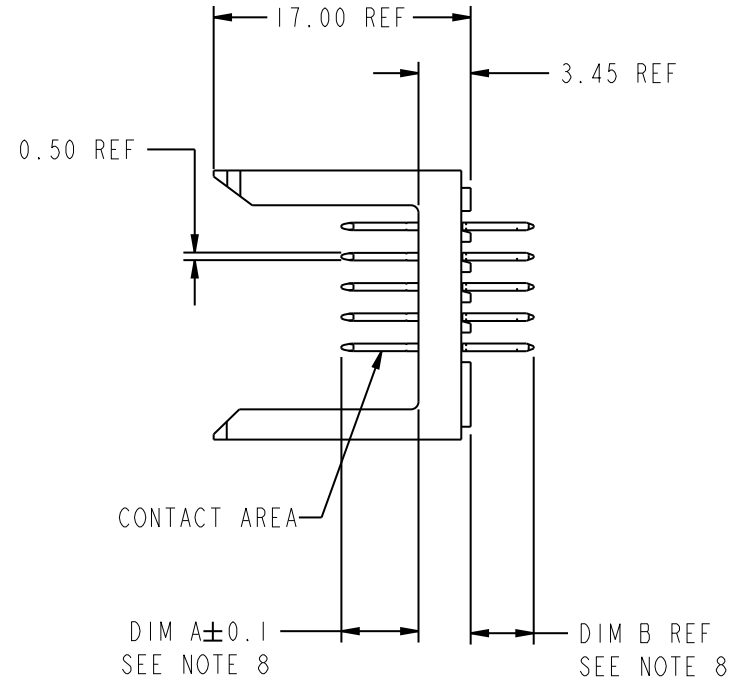
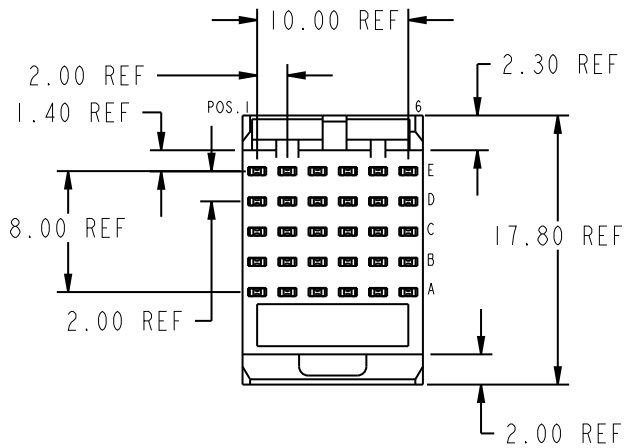


PRODUCT NUMBER
89025-XY
89025-XYLF

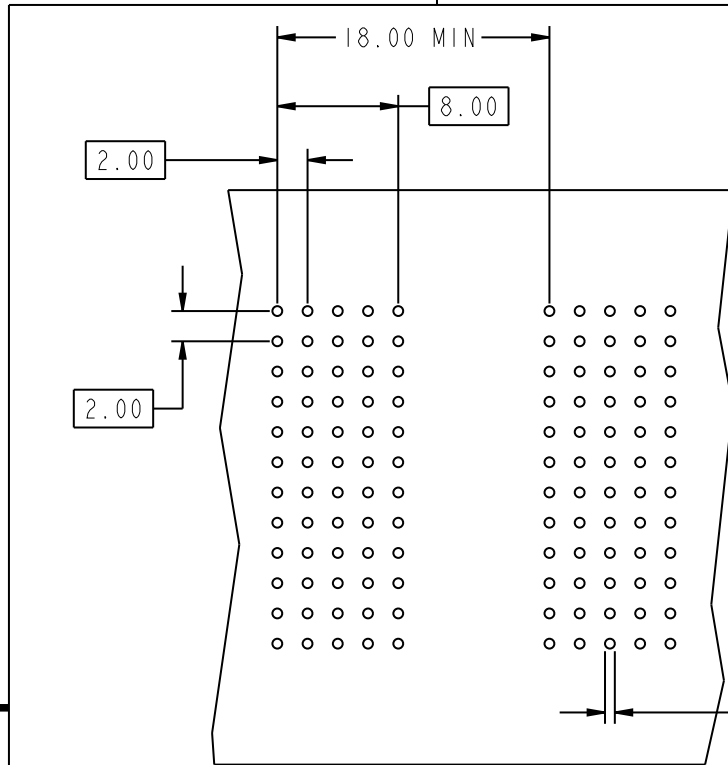


mat'l code				tolerances unless otherwise specified				CUSTOMER		FCJ www.fciconnect.com	
ltr	ecn no.	dr	date	linear	0.X ±0.3			COPY		title	
CP	V06-0573	DCH	2006-06-14		0.XX ±0.13			projection		METRAL SIGNAL HEADER	
CR	DG09-0256	TER	2009-08-19		.XXX ±.051					1 MOD, 5 ROW PRESS-FIT	
-	-	-	-	angles	0° ±2°					product family	
CK	V03-0031	TAB	02/08/03	dr	T.BRUNGARD	11/19/99	MM		METRAL		code
CL	V03-1321	DAI	01/15/04	enrg	M.STRAWSE	11/19/99	← MM →		size		213
CM	V04-0459	LP	5/25/04	chr	M.STRAWSE	11/19/99	scale		dwg no		1 of 8
CN	V05-0030	DAI	02/10/05	appd	M.STRAWSE	02/29/00	2:1		A		89025
sheet	revision	CR	CR	CR	CR	CR	CR	CR	CR	CR	CR
index	sheet	1	2	3	4	5	6	7	8		

This document is the property of and embodies CONFIDENTIAL and PROPRIETARY information of FCJ. No part of the information shown on this document may be used in any way or disclosed to others without the written consent of FCJ. Copyright FCJ.



This document is the property of and embodies  
 CONFIDENTIAL and PROPRIETARY information of FCI.  
 No part of the information shown on this  
 document may be used in any way or disclosed  
 to others without the written consent of FCI.  
 Copyright FCI.



REQUIRED PC BOARD LAYOUT  
 COMPONENT SIDE  
 SEE PRINT 58351 FOR  
 ADDITIONAL PCB INFORMATION

KEY		
CODE	DIMENSIONS	
	DIM "A" MATE	DIM "B" TAIL
1	5.00	4.30
2	5.75	4.30
3	6.50	4.30
4	7.25	4.30
5	5.00	13.60
6	5.75	13.60
7	6.50	13.60
8	7.25	13.60
9	5.00	17.00
10	5.75	17.00
11	6.50	17.00
12	7.25	17.00
13	8.25	4.30
14	8.25	13.60
15	8.25	17.00
19	8.00	4.30
20	8.00	13.60
21	8.00	17.00
22	5.00	12.10
23	8.00	17.70
24	6.50	16.30
25	5.75	15.60
26	5.00	14.90
27	5.75	12.40
29	8.00	14.60

KEY		
CODE	DIMENSIONS	
	DIM "A" MATE	DIM "B" TAIL
32	6.50	12.90
38	7.25	14.40
39	8.00	14.40
40	5.00	15.60
41	6.50	15.60
44	5.75	12.10
45	6.50	12.10
49	5.75	15.10
54	5.00	11.50

mat'l code				tolerances unless otherwise specified		CUSTOMER		www.fciconnect.com			
ltr	ecm no.	dr	date	linear	0.X ±0.3	COPY			title METRAL SIGNAL HEADER 1 MOD, 5 ROW PRESS-FIT		
CR					0.XX ±0.13	MM				product family METRAL	code 213
					.XXX ±.051						
				angles	0° ±2°	scale 1:1		A			
				dr	T.BRUNGARD 11/19/99					cage code 22526	4
				engr	M.STRAWSER 11/19/99						
				chr	M.STRAWSER 11/19/99						
				appd	M.STRAWSER 02/29/00						
sheet index	revision sheet										



This document is the property of and embodies  
 CONFIDENTIAL and PROPRIETARY information of FCJ.  
 No part of the information shown on this  
 document may be used in any way or disclosed  
 to others without the written consent of FCJ.  
 Copyright FCJ.

METRAL P/N	ROW	CONTACT CODE MOD. I					
		1	2	3	4	5	6
89025-X01 SEE NOTE 10 LEAD FREE OPTION	E	10	10	10	10	10	10
	D	10	10	10	10	10	10
	C	9	9	9	9	9	9
	B	10	10	10	10	10	10
	A	3	3	3	3	3	3
89025-X02 SEE NOTE 10 LEAD FREE OPTION	E	2	2	3	3	2	
	D	2	2	3	2	2	
	C	2	1	2	3	2	
	B	2	2	2	3	2	2
	A	2	2	2	3	3	2
89025-X03 SEE NOTE 10 LEAD FREE OPTION	E	2	2	3	2	2	
	D	2	2	2	3	2	2
	C	2	1	2	3	2	2
	B	2	2	2	3	2	2
	A	2	2	2	3	2	2
89025-X04 SEE NOTE 10 LEAD FREE OPTION	E	12	25	23	23	23	25
	D	12	25	23	23	23	25
	C	12	25	23	23	23	25
	B	12	25	23	23	23	25
	A	12	25	23	23	23	25
89025-X05 SEE NOTE 10 LEAD FREE OPTION	E	26	12	12	12	12	23
	D	26	12	12	12	12	23
	C	23	12	12	12	12	23
	B	24	12	12	12	12	23
	A	24	12	12	12	12	23
89025-X06 SEE NOTE 10 LEAD FREE OPTION	E	25	25	25	25	25	25
	D	25	25	25	25	25	25
	C	25	25	25	25	25	25
	B	25	25	25	25	25	25
	A	25	25	25	25	25	25
89025-X07 SEE NOTE 10 LEAD FREE OPTION	E	2	2	2	2	2	2
	D	6	6	6	6	6	6
	C	6	6	6	6	6	6
	B	6	6	6	6	6	6
	A	6	6	6	6	6	6
89025-X08 SEE NOTE 10 LEAD FREE OPTION	E	4	2	19	19	19	2
	D	4	2	19	19	19	2
	C	4	2	19	19	19	2
	B	4	2	19	19	19	2
	A	4	2	19	19	19	2
89025-X09 SEE NOTE 10 LEAD FREE OPTION	E	21	21	11	11	11	11
	D	21	21	11	11	11	11
	C	21	21	11	11	11	11
	B	21	21	11	11	11	11
	A	21	21	11	11	11	11
89025-X10 SEE NOTE 10 LEAD FREE OPTION	E	3	19	3	3	19	3
	D	19	3	3	19	3	3
	C	3	1	19	3	3	19
	B	3	19	3	3	19	3
	A	3	3	3	19	3	3
89025-X11 SEE NOTE 10 LEAD FREE OPTION	E	10	10	10	10	10	10
	D	10	10	10	10	10	10
	C	10	10	10	10	10	10
	B	10	10	10	10	10	10
	A	2	2	2	2	2	2
89025-X12 SEE NOTE 10 LEAD FREE OPTION	E	10	10	10	10	10	10
	D	9	9	9	9	9	9
	C	10	10	10	10	10	10
	B	10	10	10	10	10	10
	A	3	3	3	3	3	3
89025-X13 SEE NOTE 10 LEAD FREE OPTION	E	10	10	10	10	10	10
	D	9	9	9	9	9	9
	C	10	10	10	10	10	10
	B	10	10	10	10	10	10
	A	2	2	2	2	2	2
89025-X14 SEE NOTE 10 LEAD FREE OPTION	E	25	25	25	25	25	25
	D	25	25	25	25	25	25
	C	25	25	25	25	25	25
	B	25	25	25	25	25	25
	A	2	2	2	2	2	2
89025-X15 SEE NOTE 10 LEAD FREE OPTION	E	3	3	19	19	3	3
	D	3	3	19	19	3	3
	C	3	3	19	19	3	3
	B	3	3	19	19	3	3
	A	3	3	19	19	3	3
89025-X16 SEE NOTE 10 LEAD FREE OPTION	E	3	3	19	19	3	4
	D	3	3	19	19	3	4
	C	3	3	19	19	3	4
	B	3	3	19	19	3	4
	A	3	3	19	19	3	4
89025-X17 SEE NOTE 10 LEAD FREE OPTION	E	2	2	2	2	2	2
	D	2	2	2	2	2	2
	C	4	4	4	4	4	4
	B	2	2	2	2	2	1
	A	2	2	2	2	2	2
89025-X18 SEE NOTE 10 LEAD FREE OPTION	E	6	6	6	6	6	6
	D	6	6	6	6	6	6
	C	8	8	8	8	8	8
	B	6	6	6	6	6	5
	A	6	6	6	6	6	6
89025-X19 SEE NOTE 10 LEAD FREE OPTION	E	19	19	19	1	1	1
	D	3	3	3	3	3	3
	C	3	3	3	3	3	3
	B	3	3	3	3	3	3
	A	3	3	3	3	3	3
89025-X20 SEE NOTE 10 LEAD FREE OPTION	E	1	4	4	4	4	19
	D	1	4	4	4	4	19
	C	19	4	4	4	4	19
	B	3	4	4	4	4	19
	A	3	4	4	4	4	19

mat'l code				tolerances unless otherwise specified		CUSTOMER		www.fcjconnect.com	
ltr	ecr no.	dr	date	linear	0.X ±0.3	COPY			
CR				angles	0.XX ±0.13	projection		title <b>METRAL SIGNAL HEADER</b> <b>1 MOD, 5 ROW PRESS-FIT</b>	
					.XXX ±.051				
				dr	0° ±2°			product family <b>METRAL</b>	
				engr	T.BRUNGARD 11/19/99	scale <b>1:1</b>			
				chr	M.STRAWSER 11/19/99	size <b>A</b>		code <b>213</b>	
				appd	M.STRAWSER 02/29/00	sheet <b>3</b>			
sheet index	revision sheet								



This document is the property of and embodies  
 CONFIDENTIAL and PROPRIETARY information of FCJ.  
 No part of the information shown on this  
 document may be used in any way or disclosed  
 to others without the written consent of FCJ.  
 Copyright FCJ.

METRAL P/N	ROW	CONTACT CODE MOD. I				
		1	2	3	4	5
89025-X21 SEE NOTE 10 LEAD FREE OPTION	E	25	25	25	25	25
	D	40	40	40	40	40
	C	25	25	25	25	25
	B	25	25	25	25	25
	A	3	3	3	3	3
89025-X22 SEE NOTE 10 LEAD FREE OPTION	E	1	1	1	1	1
	D	1	1	1	1	1
	C	1	1	1	1	1
	B	19	4	4	4	4
	A	1	1	1	1	1
89025-X23 SEE NOTE 10 LEAD FREE OPTION	E	2	-	2	-	2
	D	-	-	-	-	-
	C	2	-	2	-	2
	B	-	-	-	-	-
	A	2	-	2	-	2
89025-X24 SEE NOTE 10 LEAD FREE OPTION	E	4	2	2	2	2
	D	4	2	2	2	2
	C	4	2	2	2	2
	B	4	2	2	2	2
	A	4	2	2	2	2
89025-X25 SEE NOTE 10 LEAD FREE OPTION	E	-	-	-	-	-
	D	3	3	3	3	3
	C	3	3	3	3	3
	B	3	3	3	3	3
	A	3	3	3	3	3
89025-X26 SEE NOTE 10 LEAD FREE OPTION	E	-	-	-	-	-
	D	3	3	-	-	-
	C	3	3	-	-	-
	B	3	3	-	-	-
	A	3	3	-	-	-
89025-X27 SEE NOTE 10 LEAD FREE OPTION	E	32	32	32	32	32
	D	32	32	32	32	32
	C	32	32	32	32	32
	B	32	32	32	32	32
	A	32	32	32	32	32
89025-X28 SEE NOTE 10 LEAD FREE OPTION	E	-	-	-	-	-
	D	1	1	1	1	1
	C	1	1	1	1	1
	B	1	1	1	1	1
	A	1	1	1	1	1
89025-X29 SEE NOTE 10 LEAD FREE OPTION	E	-	-	-	-	-
	D	1	1	-	-	-
	C	1	1	-	-	-
	B	1	1	-	-	-
	A	1	1	-	-	-
89025-X30 SEE NOTE 10 LEAD FREE OPTION	E	1	4	1	1	1
	D	1	1	1	1	4
	C	1	1	1	4	1
	B	1	4	1	1	1
	A	1	1	1	1	4
89025-X31 SEE NOTE 10 LEAD FREE OPTION	E	1	1	1	3	1
	D	1	1	1	3	1
	C	3	3	1	3	1
	B	1	1	1	1	1
	A	4	4	4	4	4
89025-X32 SEE NOTE 10 LEAD FREE OPTION	E	45	45	45	45	45
	D	45	45	45	45	45
	C	45	45	45	45	45
	B	45	45	45	45	45
	A	45	45	45	45	45
89025-X33 SEE NOTE 10 LEAD FREE OPTION	E	25	25	25	25	25
	D	40	40	40	40	40
	C	25	25	25	25	25
	B	25	25	25	25	25
	A	41	41	41	41	41
89025-X34 SEE NOTE 10 LEAD FREE OPTION	E	4	4	4	13	13
	D	4	4	4	13	13
	C	4	4	4	13	13
	B	4	4	4	13	13
	A	4	4	4	13	13
89025-X35 SEE NOTE 10 LEAD FREE OPTION	E	11	11	11	11	11
	D	40	11	11	11	11
	C	11	11	11	11	11
	B	11	11	11	11	11
	A	11	11	11	11	11
89025-X36 SEE NOTE 10 LEAD FREE OPTION	E	8	8	8	14	14
	D	8	8	8	14	14
	C	8	8	8	14	14
	B	8	8	8	14	14
	A	8	8	8	14	14
89025-X37 SEE NOTE 10 LEAD FREE OPTION	E	11	11	11	11	11
	D	11	11	40	11	11
	C	11	11	11	11	11
	B	11	11	11	11	11
	A	11	11	11	11	11
89025-X38 SEE NOTE 10 LEAD FREE OPTION	E	49	49	49	49	49
	D	49	49	49	49	49
	C	49	49	49	49	49
	B	49	49	49	49	49
	A	49	49	49	49	49
89025-X39 SEE NOTE 10 LEAD FREE OPTION	E	44	44	44	44	44
	D	44	44	44	44	44
	C	44	44	44	44	44
	B	44	44	44	44	44
	A	44	44	44	44	44
89025-X40 SEE NOTE 10 LEAD FREE OPTION	E	12	12	12	15	15
	D	12	12	12	15	15
	C	12	12	12	15	15
	B	12	12	12	15	15
	A	12	12	12	15	15

mat'l code		--		tolerances unless otherwise specified		CUSTOMER		www.fcjconnect.com	
ltr	ecr no.	dr	date	linear	0.X ±0.3	COPY			
CR				angles	0.XX ±0.13	projection		title METRAL SIGNAL HEADER 1 MOD, 5 ROW PRESS-FIT	
					.XXX ±.051				
				dr	0° ±2°			product family METRAL code size 213	
				engr	T.BRUNGARD 11/19/99	scale 1:1			
				chr	M.STRAWSER 11/19/99	size A		89025 sheet 4	
				appd	M.STRAWSER 02/29/00				
sheet index	revision sheet								





This document is the property of and embodies  
 CONFIDENTIAL and PROPRIETARY information of FCJ.  
 No part of the information shown on this  
 document may be used in any way or disclosed  
 to others without the written consent of FCJ.  
 Copyright FCJ.

METRAL P/N		CONTACT CODE MOD. I					
ROW	1	2	3	4	5	6	
89025-X61 SEE NOTE 10 LEAD FREE OPTION	E	1	19	3	3	3	
	D	3	19	3	3	3	
	C	3	19	3	3	3	
	B	19	19	3	3	3	
	A	19	19	3	3	3	

METRAL P/N		CONTACT CODE MOD. I					
ROW	1	2	3	4	5	6	
89025-X64 SEE NOTE 10 LEAD FREE OPTION	E	45	-	45	-	45	
	D	45	-	45	-	45	
	C	-	-	-	-	-	
	B	45	-	45	-	45	
	A	45	-	45	-	45	

mat'l code		--		tolerances unless otherwise specified		CUSTOMER		 www.fcjconnect.com	
ltr	ecr no.	dr	date	linear	0.X ±0.3	COPY		title	
CR					0.XX ±0.13	projection		METRAL SIGNAL HEADER	
				angles	.XXX ±.051			1 MOD, 5 ROW PRESS-FIT	
				dr	T.BRUNGARD 11/19/99	MM		product family	
				engr	M.STRAWSER 11/19/99			METRAL	
				chr	M.STRAWSER 11/19/99	scale		code	
				appd	M.STRAWSER 02/29/00	1:1		213	
sheet index	revision sheet					size		sheet	
						A		6	
						89025			
						cage code		4	
						22526			

This document is the property of and embodies CONFIDENTIAL and PROPRIETARY information of FCJ. No part of the information shown on this document may be used in any way or disclosed to others without the written consent of FCJ. Copyright FCJ.

METRAL P/N		CONTACT CODE MOD. I						METRAL P/N		CONTACT CODE MOD. I						METRAL P/N		CONTACT CODE MOD. I						METRAL P/N		CONTACT CODE MOD. I																					
ROW		1	2	3	4	5	6	ROW		1	2	3	4	5	6	ROW		1	2	3	4	5	6	ROW		1	2	3	4	5	6	ROW		1	2	3	4	5	6	ROW		1	2	3	4	5	6
89025-X81 SEE NOTE 10 LEAD FREE OPTION		E	2	2	2	2	2	89025-X85 SEE NOTE 10 LEAD FREE OPTION		E	-	-	-	-	3	-	89025-X89 SEE NOTE 10 LEAD FREE OPTION		E	4	2	2	2	2	2	89025-X93 SEE NOTE 10 LEAD FREE OPTION		E	2	3	2	2	4	4	89025-X97 SEE NOTE 10 LEAD FREE OPTION		E	3	3	3	3	-	3				
		D	2	2	2	2	2			D	-	-	-	-	3	-			D	4	2	2	2	2	2			D	2	3	2	2	4	4			D	3	3	3	3	-	3				
		C	2	2	2	2	1	1			C	-	-	-	-	-	-			C	4	2	2	2	2	2			C	2	3	2	2	4	4			C	3	3	3	3	3	3			
		B	1	1	1	1	1	1			B	-	-	-	-	3	-			B	4	2	2	2	2	2			B	2	3	2	2	4	4			B	3	3	3	3	3	3			
		A	1	1	1	1	1	1			A	-	-	-	3	3	-			A	4	2	2	2	1	4			A	2	3	2	2	4	4			A	3	3	3	-	-	3			
89025-X82 SEE NOTE 10 LEAD FREE OPTION		E	7	-	38	38	-	7	89025-X86 SEE NOTE 10 LEAD FREE OPTION		E	19	3	3	3	3	3	89025-X90 SEE NOTE 10 LEAD FREE OPTION		E	19	3	3	3	2	1	89025-X94 SEE NOTE 10 LEAD FREE OPTION		E	1	19	3	3	3	3	89025-X98 SEE NOTE 10 LEAD FREE OPTION		E	4	4	4	19	19	19			
		D	7	-	38	38	-	7			D	19	3	3	3	3	1			D	19	3	3	3	2	1			D	3	19	3	3	3	3			D	4	4	4	19	19	19			
		C	7	-	38	38	-	7			C	19	3	3	3	3	1			C	19	3	3	3	2	1			C	3	19	3	3	3	3			C	4	4	4	19	19	19			
		B	7	-	38	38	-	7			B	19	3	3	3	3	2			B	19	3	3	3	2	1			B	19	19	3	3	3	3			B	4	4	4	19	19	19			
		A	7	-	38	38	-	7			A	19	3	3	3	3	3			A	19	3	3	3	2	1			A	19	19	3	3	3	3			A	4	4	4	19	19	19			
89025-X83 SEE NOTE 10 LEAD FREE OPTION		E	1	1	1	-	1	1	89025-X87 SEE NOTE 10 LEAD FREE OPTION		E	2	2	2	2	1	2	89025-X91 SEE NOTE 10 LEAD FREE OPTION		E	20	7	7	7	6	5	89025-X95 SEE NOTE 10 LEAD FREE OPTION		E	2	2	2	2	2	2	89025-X99 SEE NOTE 10 LEAD FREE OPTION		E	8	8	8	20	20	20			
		D	1	1	1	-	1	1			D	2	2	2	2	2	2			D	20	7	7	7	6	5			D	2	2	2	2	2	2			D	8	8	8	20	20	20			
		C	1	1	1	-	1	1			C	3	3	3	3	3	3			C	20	7	7	7	6	5			C	1	2	2	2	2	2			C	8	8	8	20	20	20			
		B	1	1	1	-	-	-			B	2	2	2	2	2	2			B	20	7	7	7	6	5			B	2	2	2	2	2	2			B	8	8	8	20	20	20			
		A	1	1	1	1	1	1			A	2	2	2	2	2	2			A	20	7	7	7	6	5			A	2	2	2	2	2	2			A	8	8	8	20	20	20			
89025-X84 SEE NOTE 10 LEAD FREE OPTION		E	7	7	7	7	7	7	89025-X88 SEE NOTE 10 LEAD FREE OPTION		E	2	2	2	2	2	2	89025-X92 SEE NOTE 10 LEAD FREE OPTION		E	19	4	4	4	4	4	89025-X96 SEE NOTE 10 LEAD FREE OPTION		E	3	3	3	-	3	3	A		3	3	3	3	3	3				
		D	7	4	7	7	7	7			D	2	2	2	2	2	2			D	19	4	4	4	4	4			D	3	3	3	-	3	3			D	3	3	3	-	3	3			
		C	4	7	4	7	7	7			C	4	2	2	2	2	2			C	19	4	4	4	4	4			C	3	3	3	-	3	3			C	3	3	3	-	3	3			
		B	7	7	4	7	7	7			B	2	2	2	2	2	2			B	19	4	4	4	4	4			B	3	3	3	-	-	-			B	3	3	3	-	-	-			
		A	7	7	7	4	7	7			A	2	2	2	2	2	2			A	19	4	4	4	4	4			A	3	3	3	3	3	3			A	3	3	3	3	3	3			

mat'l code				tolerances unless otherwise specified				CUSTOMER		FCJ		www.fcjconnect.com	
ltr	ecn no.	dr	date	linear	0.X ±0.3			COPY		projection		title	
CR				angles	0.XX ±0.13			MM		METRAL SIGNAL HEADER		1 MOD, 5 ROW PRESS-FIT	
				dr	T.BRUNGARD	11/19/99		scale		product family		METRAL code	
				engr	M.STRAWSER	11/19/99		1:1		size		213	
				chr	M.STRAWSER	11/19/99		A		dwg no		7	
				appd	M.STRAWSER	02/29/00				89025			
sheet index	revision sheet												

PRODUCT NUMBER
89025-XYX
89025-XYXLF

NOTES:

- FOR DIM A AND B SEE SHEET 2 AND UP.
- BODY MATERIAL: LIQUID CRYSTAL  
POLYMER 30 % GLASS.  
FLAME RETARDANT ACC. UL 94-V0.
- PIN MATERIAL:  
PHOSPHOR BRONZE.
- PLATING ON PRESS-FIT TAIL:  
55422 -XYX IS SnPb  
55422-XYXLF IS SN (LEAD FREE)  
PLATING ON CONTACT AREA CONFORMS TO PERFORMANCE LEVEL SHOWN IN TABLE.
- PRODUCT MARKING:  
PART NUMBER DESIGNATION & BATCH I.D.
- ALL PRODUCTS WITH PART NUMBERS SHOWN IN SUBSEQUENT TABLES WILL BE PACKAGED IN TUBES. IF TRAY PACKAGING IS REQUIRED, A SUFFIX "P" WILL BE ADDED TO THE END OF THE PART NUMBER. EXAMPLE: XXXXX-XXXP OR XXXXX-XXXPLF

PLATING IN CONTACT AREA		
DASH NUMBER	PERFORMANCE LEVEL	NOTES
-N1YY	TELCORDIA CO (NXT)	-
-N5YY	TELCORDIA UE (NXT)	-
-1YY	TELCORDIA CO	-
-2YY	TELECOM CLASS	-
-3YY	IEC CLASS I	-
-5YY	TELCORDIA UE	-
-N1YYLF	TELCORDIA CO (NXT) IEC CLASS I	SEE NOTE 9
-N5YYLF	TELCORDIA UE (NXT)	SEE NOTE 9
-1YYLF	TELCORDIA CO IEC CLASS I	SEE NOTE 9
-2YYLF	TELECOM CLASS	SEE NOTE 9
-5YYLF	TELCORDIA UE	SEE NOTE 9

- PRODUCT SPECIFICATION GS-12-180  
APPLICATION SPECIFICATION BUS-20-073
- AFTER INSERTION INTO CIRCUIT BOARD WITH QUALIFIED TOOL.
- THE PRODUCTS WHERE THE PART NUMBER ENDS IN LF MEET THE EUROPEAN UNION DIRECTIVES AND OTHER COUNTRY REGULATIONS AS DESCRIBED IN GS-22-008.

ALL PRODUCTS EXCEPT THOSE WITH PART NUMBERS CONTAINING (DRAWING NO.)-N1--- OR (DRAWING NO.)-N5---WILL WITHSTAND EXPOSURE TO 260°C FOR 60 SECONDS IN A CONVECTION, INFRA-RED OR VAPOR PHASE REFLOW OVEN. PART NUMBERS (DRAWING NO.)-N1--- AND (DRAWINGS NO.)-N5---WILL NOT WITHSTAND REFLOW AND Au CONTACT SURFACE OF THE CONTACTS SHALL BE EXPOSED TO A MAXIMUM 140°C FOR NO LONGER THAN 15 SECONDS IN A WAVE SOLDER APPLICATION.

- FOR LEAD FREE PART NUMBERS, ADD AN "LF" SUFFIX. EXAMPLE: 89025-X01LF



This document is the property of and embodies CONFIDENTIAL and PROPRIETARY information of FCI. No part of the information shown on this document may be used in any way or disclosed to others without the written consent of FCI. Copyright FCI.

mat'l code				tolerances unless otherwise specified		CUSTOMER		www.fciconnect.com	
lfr	ecn no.	dr	date	linear	0.X ±0.3	COPY		title METRAL SIGNAL HEADER 1 MOD, 5 ROW PRESS-FIT	
CR					0.XX ±0.13	projection			
					.XXX ±.051				
				angles	0° ±2°			product family METRAL code	
				dr	T.BRUNGARD	11/19/99	size		213
				engr	M.STRAWSER	11/19/99	dwg no		8
				chr	M.STRAWSER	11/19/99	scale		
				appd	M.STRAWSER	02/29/00	A		
sheet index	revision sheet						cage code		

cage code 22526





## Стандарт Электрон Связь

Мы молодая и активно развивающаяся компания в области поставок электронных компонентов. Мы поставляем электронные компоненты отечественного и импортного производства напрямую от производителей и с крупнейших складов мира.

Благодаря сотрудничеству с мировыми поставщиками мы осуществляем комплексные и плановые поставки широчайшего спектра электронных компонентов.

Собственная эффективная логистика и склад в обеспечивает надежную поставку продукции в точно указанные сроки по всей России.

Мы осуществляем техническую поддержку нашим клиентам и предпродажную проверку качества продукции. На все поставляемые продукты мы предоставляем гарантию .

Осуществляем поставки продукции под контролем ВП МО РФ на предприятия военно-промышленного комплекса России , а также работаем в рамках 275 ФЗ с открытием отдельных счетов в уполномоченном банке. Система менеджмента качества компании соответствует требованиям ГОСТ ISO 9001.

Минимальные сроки поставки, гибкие цены, неограниченный ассортимент и индивидуальный подход к клиентам являются основой для выстраивания долгосрочного и эффективного сотрудничества с предприятиями радиоэлектронной промышленности, предприятиями ВПК и научно-исследовательскими институтами России.

С нами вы становитесь еще успешнее!

### Наши контакты:

**Телефон:** +7 812 627 14 35

**Электронная почта:** [sales@st-electron.ru](mailto:sales@st-electron.ru)

**Адрес:** 198099, Санкт-Петербург,  
Промышленная ул, дом № 19, литера Н,  
помещение 100-Н Офис 331