Cost-effective EMI Power Inlet Filter

EEA & EEB Series

Including the EAS/EBS and EAH/EBH Models

UL Recognized
CSA Certified
VDE Approved

EEA2 / EEB2

EEA1 / EEB1

EEAP / EEBP

EEA Series

- Compact single stage EMI filter with IEC 60320-1 C14 inlet
- Two element circuit provides basic attenuation
- Same performance as the EF Series
- Available in three terminal configurations
- Supersedes EF Series

EEB Series

- Compact EMI filter with IEC 60320-1 C14 inlet
- Two element circuit provides extended attenuation
- Extended differential mode performance
- Available in three terminal configurations

EAS & EBS Models

- Same performance as EEA and EEB Series
- Snap–in mounting
- Spade terminals

EAH & EBH Models

- Same size as EEA and EEB
- Minimal leakage current suitable for medical applications
- Flange mounted
- Spade terminals

Specifications

Maximum leakage current each Line to Ground:

	EEA/EEB EAS/EBS	EAH/EBH
@ 120 VAC 60 Hz:	.22 mA	2 µA
@ 250 VAC 50 Hz:	.38 mA	5 µA

Hipot rating (one minute):

Line to Ground:	2250 VDC
Line to Line:	1450 VDC

Rated Voltage (max.):	250 VAC
Operating Frequency:	50/60 Hz
Rated Current:	1 to 10A

Operating Ambient Temperature Range (at rated current I_r): -10°C to +40°C

In an ambient temperature (T_a) higher than +40°C the maximum operating current (I_o) is calculated as follows: $I_o = I_r \sqrt{(85-Ta)/45}$

Electrical Schematic

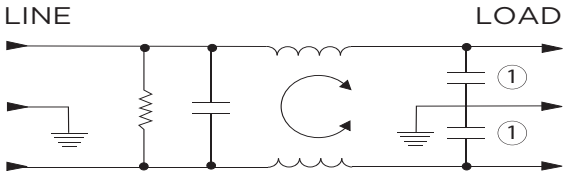

Note 1: Not present in EAH / EBH versions

Dimensions are in inches and millimeters unless otherwise specified. Values in italics are metric equivalents. Dimensions are shown for reference purposes only. Specifications subject to change.

For email, phone or live chat, please go to
te.com/help
corcom.com

EEA & EEB Series

Ordering Information

3 EEB 1

Output Styles
- 1 – .250 [*6.3*] spade terminals *(back)*
- 2 – .250 [*6.3*] spade terminals *(bottom)*
- P – PC board pins

Series
- EEA – Basic Inlet Filter
  - EAS – Snap–in EEA Filter
  - EAH – Medical EEA Filter
- EEB – Extended EMI Performance
  - EBS – Snap-in EEB Filter
  - EBH – Medical EEB Filter

Current Rating
- 1, 3, 6, or 10A

Accessories

GA400: NEMA 5-15P to IEC 60320-1 C-13 line cord

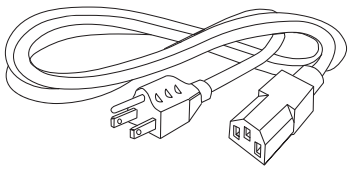

FA601: Insulating Shroud



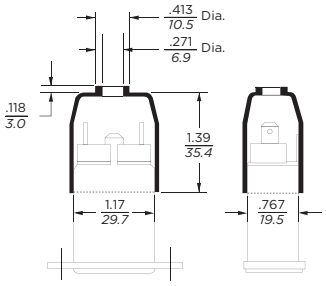

Available Part Numbers

EEA Models	EEB Models
1EEA1	1EEB1
1EEA2	1EEB2
1EEAP	1EEBP
3EEA1	3EEB1
3EEA2	3EEB2
3EEAP	3EEBP
6EEA1	6EEB1
6EEA2	6EEB2
6EEAP	6EEBP
10EEA1	10EEB1
10EEA2	10EEB2
10EEAP	10EEBP
EAS Models	**EBS Models**
1EAS1	1EBS1
3EAS1	3EBS1
6EAS1	6EBS1
10EAS1	10EBS1
EAH Models	**EBH Models**
1EAH1	1EBH1
3EAH1	3EBH1
6EAH1	6EBH1
10EAH1	10EBH1



EAS / EBS

Dimensions are in inches and millimeters unless otherwise specified. Values in italics are metric equivalents. Dimensions are shown for reference purposes only. Specifications subject to change.

For email, phone or live chat, please go to
te.com/help
corcom.com

EEA & EEB Series

Case Styles

EEA1, EEB1, EAH1 & EBH1

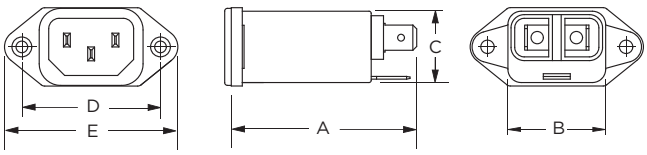

Typical Dimensions:

Mounting holes (2):	.132 [*3.35*] Dia. with .236 [*5.99*] Dia. x 90º countersink for #4 flathead screw
Line Inlet (1):	IEC 60320-1 C14
Load Terminals (2):	.250 [*6.3*] with .07 [*1.8*] Dia. hole
Ground Terminal (1):	.250 [*6.3*] with .07 x .16 [*1.8 x 3.8*] slot

EEA2 & EEB2

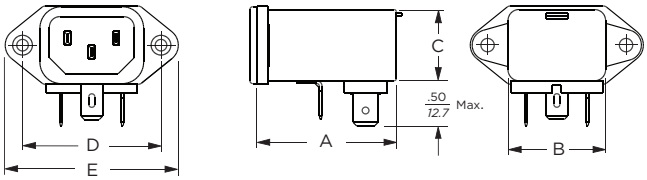

Typical Dimensions:

Mounting holes (2):	.132 [*3.35*] Dia. with .236 [*5.99*] Dia. x 90º countersink for #4 flathead screw
Line Inlet (1):	IEC 60320-1 C14
Load Terminals (2):	.250 [*6.3*] with .07 [*1.8*] Dia. hole
Ground Terminal (1):	.250 [*6.3*] with .07 x .16 [*1.8 x 3.8*] slot

EEAP & EEBP

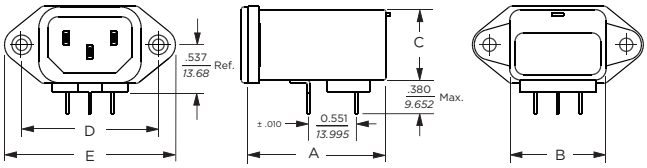

Typical Dimensions:

Mounting holes (2):	.132 [*3.35*] Dia. with .236 [*5.99*] Dia. x 90º countersink for #4 flathead screw
Line Inlet (1):	IEC 60320-1 C14
PC board pins (3):	.031 [*.07*] square, ± .003 [*.07*]

EAS1 & EBS1

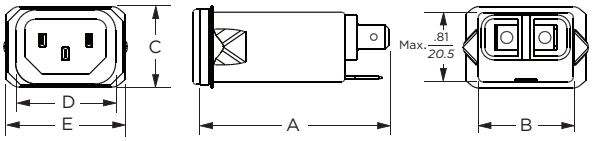

Typical Dimensions:

Line Inlet (1):	IEC 60320-1 C14
Load Terminals (2):	.250 [*6.3*] with .07 [*1.8*] Dia. hole
Ground Terminal (1):	.250 [*6.3*] with .07 x .16 [*1.8 x 3.8*] slot

Case Dimensions

Part No.	A (max.)	B (max.)	C (max.)	D ± .010 ± .25	E (max.)
EEA1, EEB1, EAH1, EBH1	**2.15** *54.6*	**1.12** *28.4*	**0.81** *20.6*	**1.575** *40.01*	**1.98** *50.3*
EEA2, EEB2	**1.54** *39.1*	**1.12** *28.4*	**0.81** *20.6*	**1.575** *40.01*	**1.98** *50.3*
EEAP, EEBP	**1.54** *39.1*	**1.12** *28.4*	**0.81** *20.6*	**1.575** *40.01*	**1.98** *50.3*
EAS1, EBS1	**2.20** *55.88*	**1.15** *29.2*	**.96** *24.38*	**1.185** *30.10*	**1.41** *35.81*

Recommended Panel Cutouts

EEA, EEB, EAH, EBH

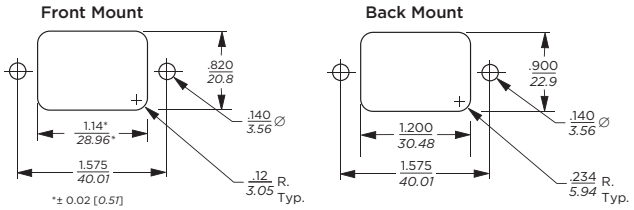

Tolerances ± .005 [*0.13*] unless otherwise noted

Note 1: EEA1, EEB1, EAH1, EBH1 can be front or back mounted
Note 2: EEA2, EEB2, EEAP and EEBP can be back mounted only

EAS, EBS

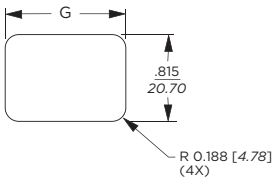

Front Mount only

Panel Thickness	G Dim. ± .002 [.05]
0.031 - 0.052 [*0.79 - 1.32*]	1.260 [*32.00*]
0.046 - 0.068 [*1.17 - 1.73*]	1.350 [*34.29*]

PC Board Layout

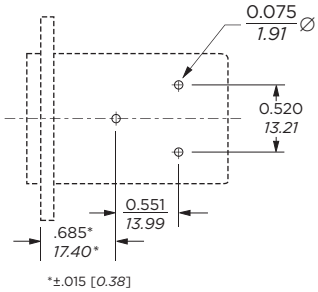

Dimensions are in inches and millimeters unless otherwise specified. Values in italics are metric equivalents. Dimensions are shown for reference purposes only. Specifications subject to change.

For email, phone or live chat, please go to
te.com/help
corcom.com

EEA & EEB Series

Performance Data

Typical Insertion Loss

Measured in closed 50 Ohm system

Common Mode / Asymmetrical (L-G)
Differential Mode / Symmetrical (L-L)

EEA, EAS Models

1A

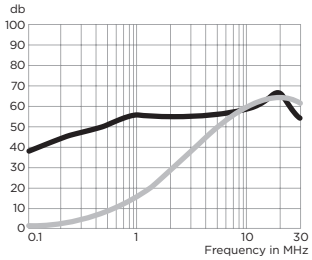

3A

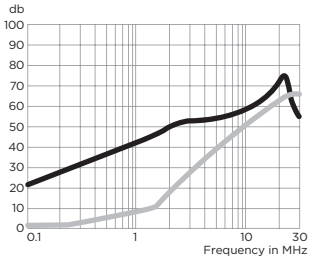

6A

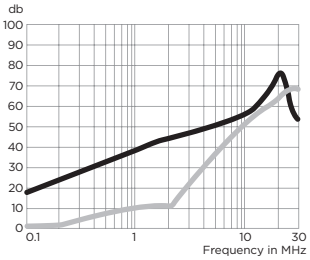

10A

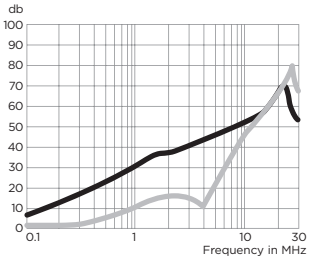

EEB, EBS Models

1A

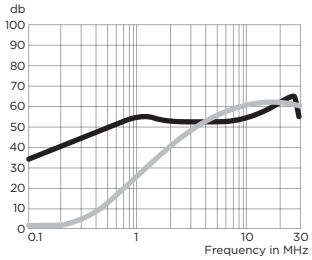

3A

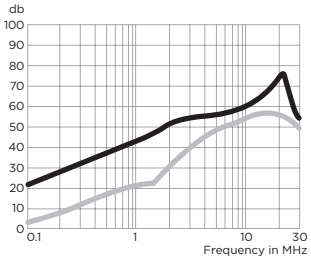

6A

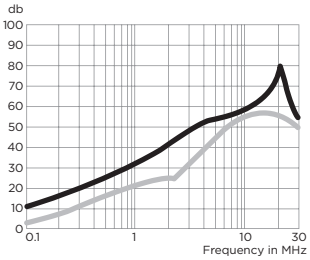

10A

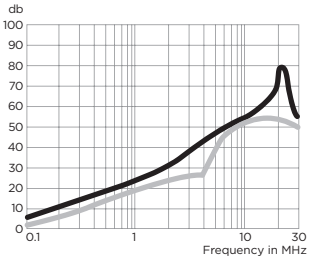

EAH Models

1A

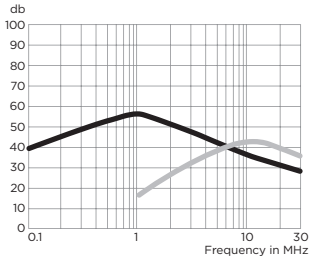

3A

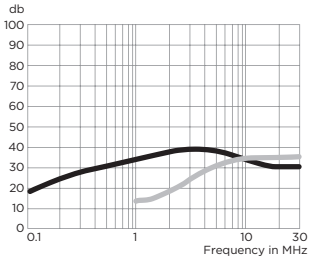

6A

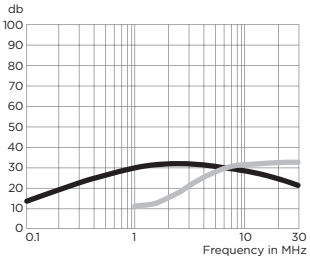

10A

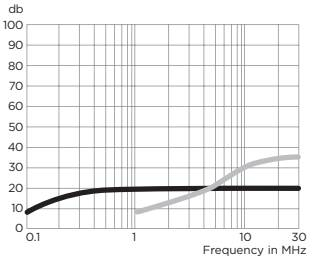

EBH Models

1A

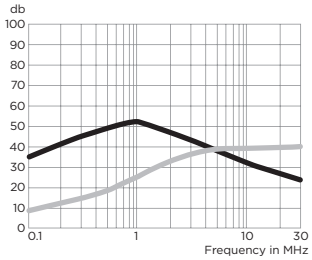

3A

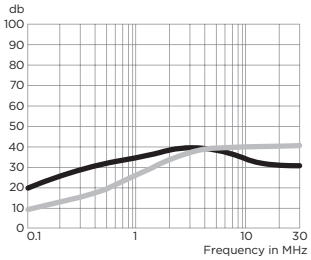

6A

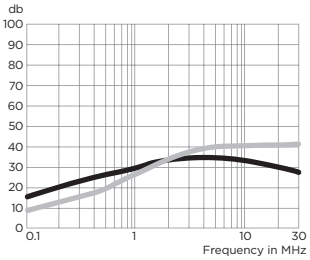

10A

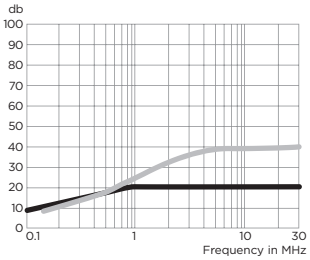

Dimensions are in inches and millimeters unless otherwise specified. Values in italics are metric equivalents. Dimensions are shown for reference purposes only. Specifications subject to change.

For email, phone or live chat, please go to
te.com/help
corcom.com

EEA & EEB Series

Performance Data *(continued)*

Minimum Insertion Loss

Measured in closed 50 Ohm system

Common Mode / Asymmetrical (Line to Ground)

Current Rating	Frequency – MHz .01	.05	.1	.15	.5	1	5	10	30
EEA / EAS Models									
1A	12	23	29	32	41	47	47	47	40
3A	-	10	15	19	30	36	48	50	47
6A	-	1	4	10	22	28	42	48	47
10A	-	1	3	5	14	20	32	38	47
EEB / EBS Models									
1A	12	23	29	32	41	47	47	47	40
3A	-	10	14	18	30	36	48	50	47
6A	-	1	4	10	22	28	42	48	47
10A	-	1	3	5	14	20	32	38	47
EAH Models									
1A	8	21	29	32	42	45	32	30	19
3A	-	5	10	15	25	27	30	27	22
6A	-	-	5	6	19	21	24	20	15
10A	-	-	1	5	9	12	12	12	12
EBH Models									
1A	8	21	29	32	42	45	32	25	19
3A	-	5	10	15	25	27	30	27	22
6A	-	-	5	8	17	20	24	23	18
10A	-	-	-	3	8	12	12	12	12

Differential Mode / Symmetrical (Line to Line)

Current Rating	Frequency – MHz .5	1	1.5	3	5	10	30
EEA / EAS Models							
1A	1	9	19	32	42	45	40
3A	2	4	6	20	35	45	40
6A	2	4	6	6	24	40	40
10A	1	4	5	5	5	30	40

	Frequency – MHz .01	.15	.5	1	3	5	10	30
EEB / EBS Models								
1A	1	3	14	23	41	47	50	44
3A	1	2	11	14	25	38	44	40
6A	1	2	10	14	20	33	42	40
10A	1	2	10	16	19	19	39	40

	Frequency – MHz 1	1.5	5	10	30
EAH Models					
1A	5	13	28	32	25
3A	4	6	20	27	28
6A	2	5	19	25	27
10A	1	5	15	22	27

	Frequency – MHz .15	.5	1	10	10	30
EBH Models						
1A	1	10	18	30	31	31
3A	1	10	18	30	31	31
6A	1	10	18	30	31	31
10A	1	10	18	30	31	31

Dimensions are in inches and millimeters unless otherwise specified. Values in italics are metric equivalents. Dimensions are shown for reference purposes only. Specifications subject to change.

For email, phone or live chat, please go to
te.com/help
corcom.com

Мы молодая и активно развивающаяся компания в области поставок электронных компонентов. Мы поставляем электронные компоненты отечественного и импортного производства напрямую от производителей и с крупнейших складов мира.

Благодаря сотрудничеству с мировыми поставщиками мы осуществляем комплексные и плановые поставки широчайшего спектра электронных компонентов.

Собственная эффективная логистика и склад в обеспечивает надежную поставку продукции в точно указанные сроки по всей России.

Мы осуществляем техническую поддержку нашим клиентам и предпродажную проверку качества продукции. На все поставляемые продукты мы предоставляем гарантию .

Осуществляем поставки продукции под контролем ВП МО РФ на предприятия военно-промышленного комплекса России , а также работаем в рамках 275 ФЗ с открытием отдельных счетов в уполномоченном банке. Система менеджмента качества компании соответствует требованиям ГОСТ ISO 9001.

Минимальные сроки поставки, гибкие цены, неограниченный ассортимент и индивидуальный подход к клиентам являются основой для выстраивания долгосрочного и эффективного сотрудничества с предприятиями радиоэлектронной промышленности, предприятиями ВПК и научно-исследовательскими институтами России.

С нами вы становитесь еще успешнее!

Наши контакты:

Телефон: +7 812 627 14 35

Электронная почта: sales@st-electron.ru

Адрес: 198099, Санкт-Петербург, Промышленная ул, дом № 19, литера Н, помещение 100-Н Офис 331