

Power Metal Strip® Resistors, Very High Power (1 W), Low Value (down to 0.005 Ω), Surface Mount



FEATURES

- Very high power to foot print size ratio (1 W in 0805 / 2 W in 1206 package)
- All welded construction of the Power Metal Strip® resistors is ideal for all types of current sensing, voltage division and pulse applications
- Proprietary processing technique produces extremely low resistance values (down to 0.005 Ω)
- Sulfur resistance by construction that is unaffected by high sulfur environments
- Solid metal nickel-chrome or manganese- copper alloy resistive element with low TCR (< 20 ppm/°C)
- Very low inductance 0.5 nH to 5 nH
- Excellent frequency response to 50 MHz
- Low thermal EMF (< 3 μV/°C)
- Material categorization: for definitions of compliance please see www.vishay.com/doc?99912



RoHS
COMPLIANT
HALOGEN
FREE
GREEN
(5-2008)

DESIGN SUPPORT TOOLS

[click logo to get started](#)

3D
Models
Available

Design Tools
Available

STANDARD ELECTRICAL SPECIFICATIONS					
GLOBAL MODEL	SIZE	POWER RATING $P_{70^{\circ}\text{C}}$ W	TOLERANCE ± %	RESISTANCE VALUE RANGE Ω	WEIGHT (typical) g/1000 pieces
WSLP0805...18	0805	1.0	1.0, 5.0	0.005 to 0.01	4.8
WSLP1206...18	1206	2.0	1.0, 5.0	0.005 to 0.012	16.2

GLOBAL PART NUMBER INFORMATION																	
Global Part Numbering example: WSLP0805R0100FEA18																	
W	S	L	P	0	8	0	5	R	0	1	0	0	F	E	A	1	8
GLOBAL MODEL (8 digits)				RESISTANCE VALUE ⁽¹⁾ (5 digits)			TOLERANCE CODE (1 digit)		PACKAGING CODE ⁽²⁾ (2 digits)			SPECIAL ⁽³⁾ (up to 2 digits)					
WSLP0805 WSLP1206				L = mΩ* R = Decimal 5L000 = 0.005 Ω R0100 = 0.01 Ω			F = ± 1.0 % J = ± 5.0 %		EA = lead (Pb)-free, tape / reel EK = lead (Pb)-free, bulk pack			18 = "high power" option					
* Use "L" for resistance values < 0.01 Ω																	

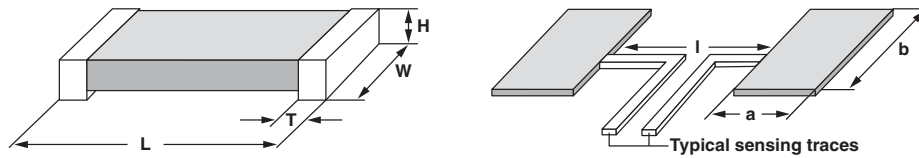
Notes

- (1) WSL Marking (www.vishay.com/doc?30327); WSL Decade Values (www.vishay.com/doc?30117)
- (2) EB (lead (Pb)-free) is a non-standard packaging code designated for 1000 piece reels. The non-standard packaging code is identical to our standard EA (lead (Pb)-free), except that it has a package quantity of 1000 pieces
- (3) Follow link for customization capabilities: www.vishay.com/doc?48163

TECHNICAL SPECIFICATIONS		
PARAMETER	UNIT	RESISTOR CHARACTERISTICS
Temperature coefficient ⁽¹⁾	ppm/°C	± 110 for 5 mΩ to 6.9 mΩ
		± 75 for 7 mΩ to 12 mΩ
Element TCR ⁽²⁾	ppm/°C	< 20
Operating temperature range	°C	-65 to +170
Maximum working voltage ⁽³⁾	V	$(P \times R)^{1/2}$

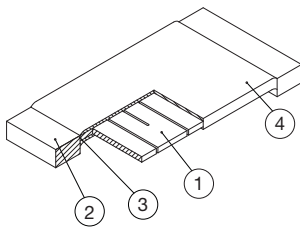
Notes

- (1) Component TCR - total TCR that includes the TCR effects of the resistor element and the copper terminal
- (2) Element TCR - only applies to the alloy used for the resistor element; refer to item 1 in the construction illustration on the following page
- (3) Maximum working voltage - the WSL is not voltage sensitive, but is limited by power / energy dissipation and is also not ESD sensitive

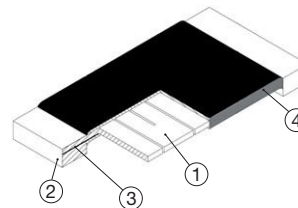
DIMENSIONS

Notes

- 3D models available: www.vishay.com/doc?30306
- Surface mount solder profile recommendations: www.vishay.com/doc?31052

MODEL	RESISTANCE RANGE (Ω)	DIMENSIONS in inches (millimeters)				SOLDER PAD DIMENSIONS in inches (millimeters)		
		L	W	H	T	a	b	l
WSLP0805...18	0.005 to 0.01	0.080 ± 0.010 (2.03 ± 0.254)	0.050 ± 0.010 (1.27 ± 0.254)	0.013 ± 0.010 (0.330 ± 0.254)	0.015 ± 0.010 (0.381 ± 0.254)	0.040 (1.02)	0.050 (1.27)	0.020 (0.50)
WSLP1206...18	0.001 to 0.0019	0.126 ± 0.010 (3.20 ± 0.254)	0.063 ± 0.010 (1.60 ± 0.254)	0.025 ± 0.010 (0.635 ± 0.254)	0.041 ± 0.010 (1.04 ± 0.254)	0.062 (1.57)	0.070 (1.78)	0.030 (0.76)
	0.002 to 0.0059				0.025 ± 0.010 (0.635 ± 0.254)			
	0.006 to 0.012				0.020 ± 0.010 (0.508 ± 0.254)			

WELDED CONSTRUCTION 1206


- 1) Resistive element: solid metal nickel-chrome or manganese-copper alloy resistive element with low TCR (< 20 ppm/°C)
- 2) Plated terminal: Solid copper, 100 % Sn (100 μ" min.) with 100 % Ni (20 μ" min.) under layer finish
- 3) Terminal / element weld
- 4) Silicone coating with ink print

CLAD CONSTRUCTION 0805


- 1) Resistive element: Ni-Cr
- 2) Terminal: Solid copper, 100 % Sn (100 μ" min.) with 100 % Ni (20 μ" min.) under layer finish
- 3) Terminal to element weld
- 4) High temperature encapsulant: "siliconized polyester" coating material

DERATING

PULSE CAPABILITY

www.vishay.com/resistors/power-metal-strip-calculator

PERFORMANCE		
TEST	CONDITIONS OF TEST	TEST LIMITS
Thermal shock	-55 °C to +150 °C, 1000 cycles, 15 min at each extreme	± 0.5 %
Short time overload	0805: 5x rated power for 5s	± 1.0 %
	1206: 3x rated power for 5 s	
Low temperature operation	-65 °C for 24 h	± 0.5 %
High temperature exposure	1000 h at +170 °C	± 1.0 %
Bias humidity	+85 °C, 85 % RH, 10 % bias, 1000 h	± 0.5 %
Mechanical shock	100 g's for 6 ms, 5 pulses	± 0.5 %
Vibration	Frequency varied 10 Hz to 2000 Hz in 1 min, 3 directions, 12 h	± 0.5 %
Load life	1000 h at 70 °C, 1.5 h "ON", 0.5 h "OFF"	± 1.0 %
Resistance to solder heat	+260 °C solder, 10 s to 12 s dwell, 25 mm/s emergence	± 0.5 %
Moisture resistance	MIL-STD-202, method 106, 0 % power, 7b not required	± 0.5 %

PACKAGING				
MODEL	REEL			
	TAPE WIDTH	DIAMETER	PIECES/REEL	CODE
WSLP0805...18	8 mm/punched paper	178 mm/7"	5000	EA
WSLP1206...18	8 mm/punched paper	178 mm/7"	4000	EA

Notes

- Embossed carrier tape per EIA-481-2
- Additional packaging details at www.vishay.com/doc?20051



Disclaimer

ALL PRODUCT, PRODUCT SPECIFICATIONS AND DATA ARE SUBJECT TO CHANGE WITHOUT NOTICE TO IMPROVE RELIABILITY, FUNCTION OR DESIGN OR OTHERWISE.

Vishay Intertechnology, Inc., its affiliates, agents, and employees, and all persons acting on its or their behalf (collectively, "Vishay"), disclaim any and all liability for any errors, inaccuracies or incompleteness contained in any datasheet or in any other disclosure relating to any product.

Vishay makes no warranty, representation or guarantee regarding the suitability of the products for any particular purpose or the continuing production of any product. To the maximum extent permitted by applicable law, Vishay disclaims (i) any and all liability arising out of the application or use of any product, (ii) any and all liability, including without limitation special, consequential or incidental damages, and (iii) any and all implied warranties, including warranties of fitness for particular purpose, non-infringement and merchantability.

Statements regarding the suitability of products for certain types of applications are based on Vishay's knowledge of typical requirements that are often placed on Vishay products in generic applications. Such statements are not binding statements about the suitability of products for a particular application. It is the customer's responsibility to validate that a particular product with the properties described in the product specification is suitable for use in a particular application. Parameters provided in datasheets and / or specifications may vary in different applications and performance may vary over time. All operating parameters, including typical parameters, must be validated for each customer application by the customer's technical experts. Product specifications do not expand or otherwise modify Vishay's terms and conditions of purchase, including but not limited to the warranty expressed therein.

Except as expressly indicated in writing, Vishay products are not designed for use in medical, life-saving, or life-sustaining applications or for any other application in which the failure of the Vishay product could result in personal injury or death. Customers using or selling Vishay products not expressly indicated for use in such applications do so at their own risk. Please contact authorized Vishay personnel to obtain written terms and conditions regarding products designed for such applications.

No license, express or implied, by estoppel or otherwise, to any intellectual property rights is granted by this document or by any conduct of Vishay. Product names and markings noted herein may be trademarks of their respective owners.



Стандарт Электрон Связь

Мы молодая и активно развивающаяся компания в области поставок электронных компонентов. Мы поставляем электронные компоненты отечественного и импортного производства напрямую от производителей и с крупнейших складов мира.

Благодаря сотрудничеству с мировыми поставщиками мы осуществляем комплексные и плановые поставки широчайшего спектра электронных компонентов.

Собственная эффективная логистика и склад в обеспечивает надежную поставку продукции в точно указанные сроки по всей России.

Мы осуществляем техническую поддержку нашим клиентам и предпродажную проверку качества продукции. На все поставляемые продукты мы предоставляем гарантию .

Осуществляем поставки продукции под контролем ВП МО РФ на предприятия военно-промышленного комплекса России , а также работаем в рамках 275 ФЗ с открытием отдельных счетов в уполномоченном банке. Система менеджмента качества компании соответствует требованиям ГОСТ ISO 9001.

Минимальные сроки поставки, гибкие цены, неограниченный ассортимент и индивидуальный подход к клиентам являются основой для выстраивания долгосрочного и эффективного сотрудничества с предприятиями радиоэлектронной промышленности, предприятиями ВПК и научно-исследовательскими институтами России.

С нами вы становитесь еще успешнее!

Наши контакты:

Телефон: +7 812 627 14 35

Электронная почта: sales@st-electron.ru

Адрес: 198099, Санкт-Петербург,
Промышленная ул, дом № 19, литера Н,
помещение 100-Н Офис 331