XP06212

Silicon NPN epitaxial planar type

For digital circuits

■ Features

- Two elements incorporated into one package (Transistors with built-in resistor)
- Reduction of the mounting area and assembly cost by one half

■ Basic Part Number

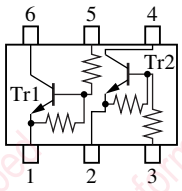
- UNR2212 × 2

■ Package

- Code
  SMini6-G1
- Pin Name
  1: Emitter (Tr1) 4: Collector (Tr2)
  2: Emitter (Tr2) 5: Base (Tr1)
  3: Base (Tr2) 6: Collector (Tr1)

■ Marking Symbol: 8V

■ Internal Connection



■ Absolute Maximum Ratings $T_a = 25°C$

Parameter	Symbol	Rating	Unit
Collector-base voltage (Emitter open)	V_{CBO}	50	V
Collector-emitter voltage (Base open)	V_{CEO}	50	V
Collector current	I_C	100	mA
Total power dissipation	P_T	150	mW
Junction temperature	T_j	150	°C
Storage temperature	T_{stg}	−55 to +150	°C

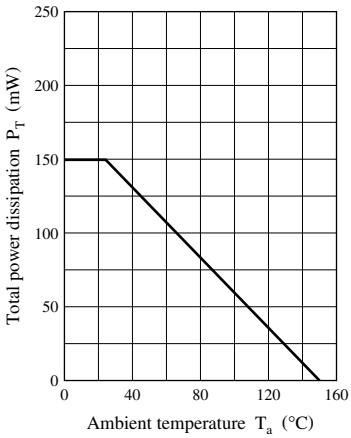
■ Electrical Characteristics $T_a = 25°C \pm 3°C$

Parameter	Symbol	Conditions	Min	Typ	Max	Unit
Collector-base voltage (Emitter open)	V_{CBO}	I_C = 10 µA, I_E = 0	50			V
Collector-emitter voltage (Base open)	V_{CEO}	I_C = 2 mA, I_B = 0	50			V
Collector-base cutoff current (Emitter open)	I_{CBO}	V_{CB} = 50 V, I_E = 0			0.1	µA
Collector-emitter cutoff current (Base open)	I_{CEO}	V_{CE} = 50 V, I_B = 0			0.5	µA
Emitter-base cutoff current (Collector open)	I_{EBO}	V_{EB} = 6 V, I_C = 0			0.2	mA
Forward current transfer ratio	h_{FE}	V_{CE} = 10 V, I_C = 5 mA	60			—
Collector-emitter saturation voltage	$V_{CE(sat)}$	I_C = 10 mA, I_B = 0.3 mA			0.25	V
Output voltage high-level	V_{OH}	V_{CC} = 5 V, V_B = 0.5 V, R_L = 1 kΩ	4.9			V
Output voltage low-level	V_{OL}	V_{CC} = 5 V, V_B = 2.5 V, R_L = 1 kΩ			0.2	V
Input resistance	R_1		−30%	22	+30%	kΩ
Resistance ratio	R_1 / R_2		0.8	1.0	1.2	—
Transition frequency	f_T	V_{CB} = 10 V, I_E = −2 mA, f = 200 MHz		150		MHz

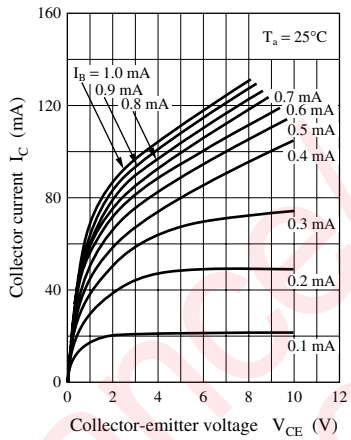
Note) Measuring methods are based on JAPANESE INDUSTRIAL STANDARD JIS C 7030 measuring methods for transistors.

Maintenance/ Discontinued
This product is planned to be discontinued. Production lifecycle status includes following four Product lifecycle status: planned maintenance type, maintenance type, planned discontinued type, discontinued type. Please see following URL about latest information. http://www.semicon.panasonic.co.jp/en/

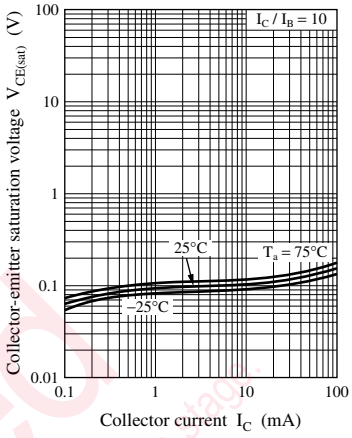
P_T — T_a



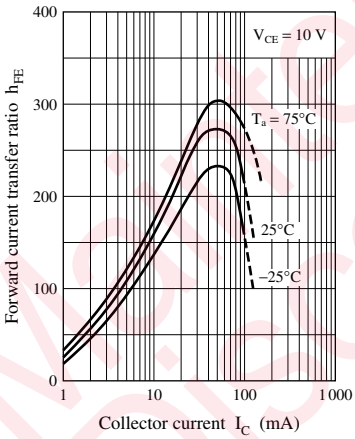
I_C — V_{CE}



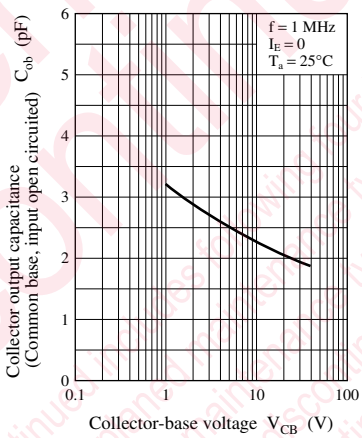
$V_{CE(sat)}$ — I_C



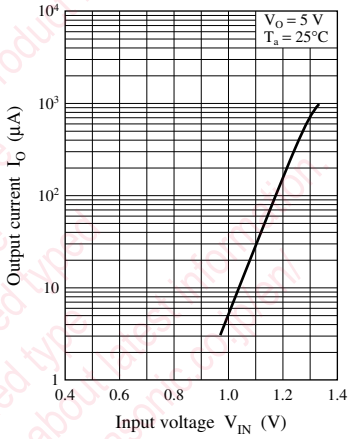
h_{FE} — I_C



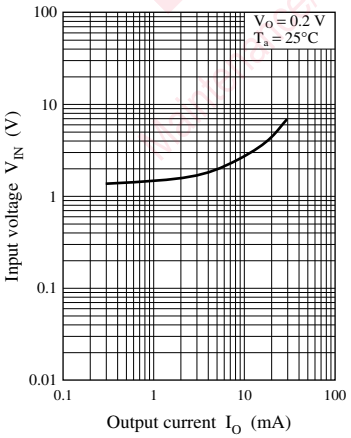
C_{ob} — V_{CB}



I_O — V_{IN}



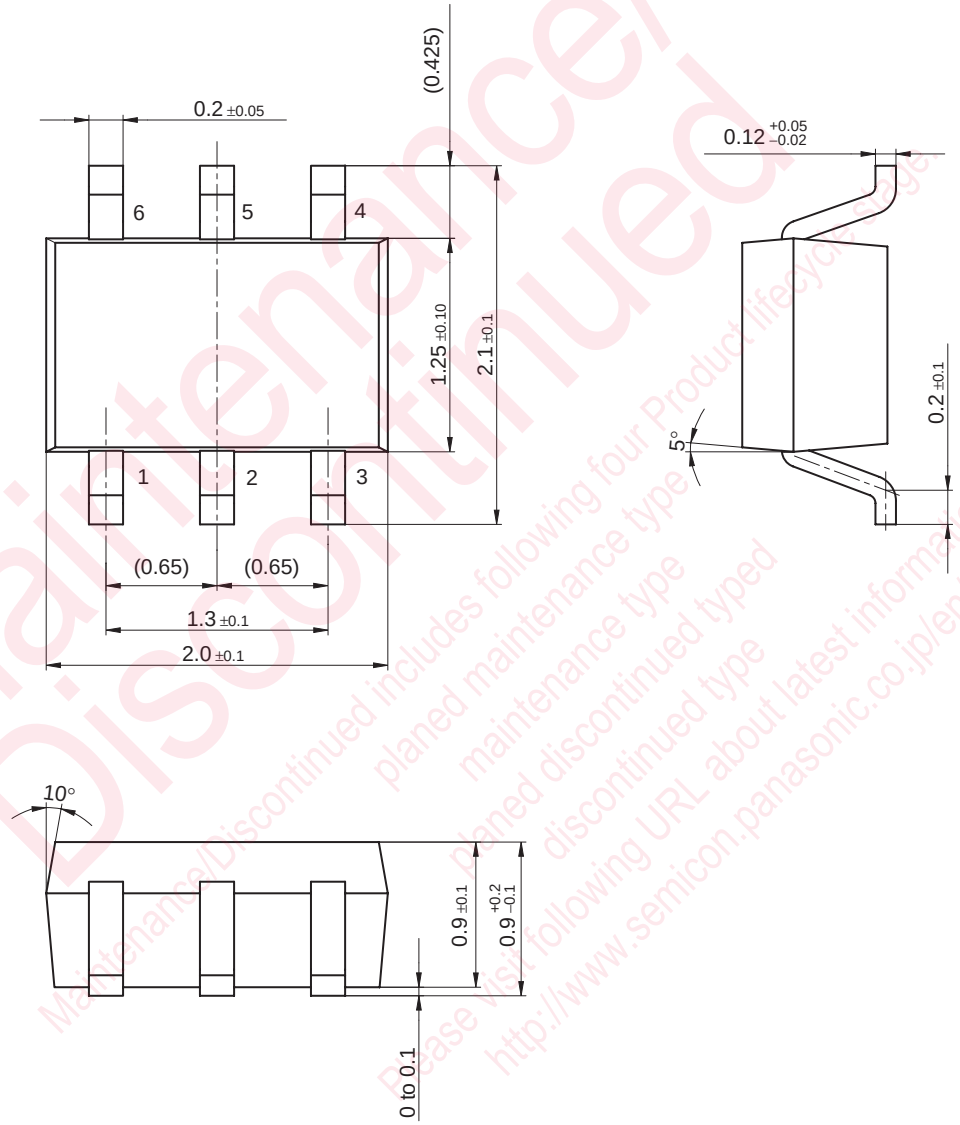
V_{IN} — I_O



Maintenance/Discontinued
Please visit following URL about maintenance/discontinued type.
http://www.semicon.panasonic.co.jp/en/

SMini6-G1

Unit: mm



Maintenance/Discontinued includes following four Product lifecycle stage.
planed maintenance type
maintenance type
planed discontinued type
discontinued type
Please visit following URL about latest information.
http://www.semicon.panasonic.co.jp/en/
Maintenance/ Discontinued

Request for your special attention and precautions in using the technical information and semiconductors described in this book

(1) If any of the products or technical information described in this book is to be exported or provided to non-residents, the laws and regulations of the exporting country, especially, those with regard to security export control, must be observed.

(2) The technical information described in this book is intended only to show the main characteristics and application circuit examples of the products. No license is granted in and to any intellectual property right or other right owned by Panasonic Corporation or any other company. Therefore, no responsibility is assumed by our company as to the infringement upon any such right owned by any other company which may arise as a result of the use of technical information described in this book.

(3) The products described in this book are intended to be used for standard applications or general electronic equipment (such as office equipment, communications equipment, measuring instruments and household appliances).
Consult our sales staff in advance for information on the following applications:
- Special applications (such as for airplanes, aerospace, automobiles, traffic control equipment, combustion equipment, life support systems and safety devices) in which exceptional quality and reliability are required, or if the failure or malfunction of the products may directly jeopardize life or harm the human body.
- Any applications other than the standard applications intended.

(4) The products and product specifications described in this book are subject to change without notice for modification and/or improvement. At the final stage of your design, purchasing, or use of the products, therefore, ask for the most up-to-date Product Standards in advance to make sure that the latest specifications satisfy your requirements.

(5) When designing your equipment, comply with the range of absolute maximum rating and the guaranteed operating conditions (operating power supply voltage and operating environment etc.). Especially, please be careful not to exceed the range of absolute maximum rating on the transient state, such as power-on, power-off and mode-switching. Otherwise, we will not be liable for any defect which may arise later in your equipment.
 Even when the products are used within the guaranteed values, take into the consideration of incidence of break down and failure mode, possible to occur to semiconductor products. Measures on the systems such as redundant design, arresting the spread of fire or preventing glitch are recommended in order to prevent physical injury, fire, social damages, for example, by using the products.

(6) Comply with the instructions for use in order to prevent breakdown and characteristics change due to external factors (ESD, EOS, thermal stress and mechanical stress) at the time of handling, mounting or at customer's process. When using products for which damp-proof packing is required, satisfy the conditions, such as shelf life and the elapsed time since first opening the packages.

(7) This book may be not reprinted or reproduced whether wholly or partially, without the prior written permission of our company.

20080805

Maintenance/Discontinued includes following Products
planed maintenance type
maintenance type
planed discontinued type
discontinued type
Please visit following URL about latest information.
http://www.semicon.panasonic.co.jp/en/
Maintenance/Discontinued

Стандарт Электрон Связь

Мы молодая и активно развивающаяся компания в области поставок электронных компонентов. Мы поставляем электронные компоненты отечественного и импортного производства напрямую от производителей и с крупнейших складов мира.

Благодаря сотрудничеству с мировыми поставщиками мы осуществляем комплексные и плановые поставки широчайшего спектра электронных компонентов.

Собственная эффективная логистика и склад в обеспечивает надежную поставку продукции в точно указанные сроки по всей России.

Мы осуществляем техническую поддержку нашим клиентам и предпродажную проверку качества продукции. На все поставляемые продукты мы предоставляем гарантию .

Осуществляем поставки продукции под контролем ВП МО РФ на предприятия военно-промышленного комплекса России , а также работаем в рамках 275 ФЗ с открытием отдельных счетов в уполномоченном банке. Система менеджмента качества компании соответствует требованиям ГОСТ ISO 9001.

Минимальные сроки поставки, гибкие цены, неограниченный ассортимент и индивидуальный подход к клиентам являются основой для выстраивания долгосрочного и эффективного сотрудничества с предприятиями радиоэлектронной промышленности, предприятиями ВПК и научно-исследовательскими институтами России.

С нами вы становитесь еще успешнее!

Наши контакты:

Телефон: +7 812 627 14 35

Электронная почта: sales@st-electron.ru

Адрес: 198099, Санкт-Петербург, Промышленная ул, дом № 19, литера Н, помещение 100-Н Офис 331