

## Feed-through terminal block - UT 10 OG - 3046281

Please be informed that the data shown in this PDF Document is generated from our Online Catalog. Please find the complete data in the user's documentation. Our General Terms of Use for Downloads are valid (<http://download.phoenixcontact.com>)



Feed-through terminal block, Connection method: Screw connection, Cross section: 0.5 mm<sup>2</sup> - 16 mm<sup>2</sup>, AWG: 20 - 6, Width: 10.2 mm, Color: orange, Mounting type: NS 35/7,5, NS 35/15

The illustration shows the color version

### Product Features

- ✓ The large wiring space enables the connection of solid and stranded conductors without ferrules, even above the nominal cross section
- ✓ As well as saving space, the compact design enables user-friendly wiring in a small amount of space
- ✓ The multi-conductor connection offers maximum flexibility and wiring density
- ✓ Optimum screwdriver guidance through closed screw shafts
- ✓ The cable entry funnel enables the use of conductors with ferrules and plastic collars within the nominal cross section



### Key commercial data

Packing unit	1 1
Weight per Piece (excluding packing)	17.86 GRM
Custom tariff number	85369010
Country of origin	Germany

### Technical data

#### General

Number of levels	1
Number of connections	2
Color	orange
Insulating material	PA
Inflammability class according to UL 94	V0
Maximum load current	76 A (with 16 mm <sup>2</sup> conductor cross section)
Rated surge voltage	8 kV

# Feed-through terminal block - UT 10 OG - 3046281

## Technical data

### General

Pollution degree	3
Surge voltage category	III
Insulating material group	I
Connection in acc. with standard	IEC 60947-7-1
Nominal current $I_N$	76 A
Nominal voltage $U_N$	1000 V
Open side panel	ja

### Dimensions

Width	10.2 mm
Length	47.7 mm
Height NS 35/7,5	47.5 mm
Height NS 35/15	55 mm

### Connection data

Note	Note: Product releases, connection cross sections and notes on connecting aluminum cables can be found in the download area.
Conductor cross section solid min.	0.5 mm <sup>2</sup>
Conductor cross section solid max.	16 mm <sup>2</sup>
Conductor cross section AWG/kcmil min.	20
Conductor cross section AWG/kcmil max	6
Conductor cross section stranded min.	0.5 mm <sup>2</sup>
Conductor cross section stranded max.	16 mm <sup>2</sup>
Min. AWG conductor cross section, stranded	20
Max. AWG conductor cross section, stranded	6
Conductor cross section stranded, with ferrule without plastic sleeve min.	0.5 mm <sup>2</sup>
Conductor cross section stranded, with ferrule without plastic sleeve max.	10 mm <sup>2</sup>
Conductor cross section stranded, with ferrule with plastic sleeve min.	0.5 mm <sup>2</sup>
Conductor cross section stranded, with ferrule with plastic sleeve max.	10 mm <sup>2</sup>
2 conductors with same cross section, solid min.	0.5 mm <sup>2</sup>
2 conductors with same cross section, solid max.	6 mm <sup>2</sup>
2 conductors with same cross section, stranded min.	0.5 mm <sup>2</sup>
2 conductors with same cross section, stranded max.	6 mm <sup>2</sup>
2 conductors with same cross section, stranded, TWIN ferrules with plastic sleeve, min.	0.5 mm <sup>2</sup>
2 conductors with same cross section, stranded, TWIN ferrules with plastic sleeve, max.	6 mm <sup>2</sup>
2 conductors with same cross section, stranded, ferrules without plastic sleeve, min.	0.5 mm <sup>2</sup>

# Feed-through terminal block - UT 10 OG - 3046281

## Technical data

### Connection data

2 conductors with same cross section, stranded, ferrules without plastic sleeve, max.	2.5 mm <sup>2</sup>
Connection method	Screw connection
Stripping length	10 mm
Internal cylindrical gage	A6
Screw thread	M4
Tightening torque, min	1.5 Nm
Tightening torque max	1.8 Nm

## Classifications

### eCl@ss

eCl@ss 4.0	27141120
eCl@ss 4.1	27141120
eCl@ss 5.0	27141120
eCl@ss 5.1	27141120
eCl@ss 6.0	27141120
eCl@ss 7.0	27141120
eCl@ss 8.0	27141120

### ETIM

ETIM 2.0	EC000897
ETIM 3.0	EC000897
ETIM 4.0	EC000897
ETIM 5.0	EC000897

### UNSPSC

UNSPSC 6.01	30211811
UNSPSC 7.0901	39121410
UNSPSC 11	39121410
UNSPSC 12.01	39121410
UNSPSC 13.2	39121410

## Approvals

### Approvals

---

# Feed-through terminal block - UT 10 OG - 3046281

## Approvals

### Approvals


CSA / UL Recognized / VDE Gutachten mit Fertigungsüberwachung / cUL Recognized / DNV / IECCEB Scheme / GL / cULus Recognized


### Ex Approvals


IECEX / ATEX

### Approvals submitted

## Approval details

CSA 		
	B	C
mm <sup>2</sup> /AWG/kcmil	20-6	20-6
Nominal current I <sub>N</sub>	65 A	65 A
Nominal voltage U <sub>N</sub>	600 V	600 V

UL Recognized 		
	B	C
mm <sup>2</sup> /AWG/kcmil	20-6	20-6
Nominal current I <sub>N</sub>	65 A	65 A
Nominal voltage U <sub>N</sub>	600 V	600 V

VDE Gutachten mit Fertigungsüberwachung 	
mm <sup>2</sup> /AWG/kcmil	0.5-10
Nominal voltage U <sub>N</sub>	1000 V

# Feed-through terminal block - UT 10 OG - 3046281

## Approvals

cUL Recognized		
	B	C
mm <sup>2</sup> /AWG/kcmil	20-6	20-6
Nominal current I <sub>N</sub>	65 A	65 A
Nominal voltage U <sub>N</sub>	600 V	600 V

DNV

IECEE CB Scheme	
mm <sup>2</sup> /AWG/kcmil	0.5-10
Nominal voltage U <sub>N</sub>	1000 V

GL

cULus Recognized	
------------------	--

## Accessories

### Accessories

#### Bridge

Plug-in bridge - FBS 2-10 - 3005947



Plug-in bridge, Number of positions: 2, Color: red

## Feed-through terminal block - UT 10 OG - 3046281

### Accessories

Reducing bridge - RB UT 10-(2,5/4) - 3047060



Reducing bridge, Number of positions: 2, Color: red

---

Reducing bridge - RB UT 10-ST(2,5/4) - 3047086



Reducing bridge, Number of positions: 2, Color: red

---

### End cover

End cover - D-UT 2,5/10 - 3047028



End cover, Length: 47.7 mm, Width: 2.2 mm, Height: 48.4 mm, Color: gray

---

End cover - D-UT 2,5/10 OG - 3047219



End cover, Length: 48 mm, Width: 2.2 mm, Height: 48.4 mm, Color: orange

---

### Labeled terminal marker

Zack marker strip - ZB 10 CUS - 0824941



Zack marker strip, Can be ordered: Strip, white, Labeled according to customer specifications, Mounting type: Snap into tall marker groove, For terminal block width: 10.2 mm, Lettering field: 10.15 x 10.5 mm

## Feed-through terminal block - UT 10 OG - 3046281

### Accessories

---

#### Marker for terminal blocks - UC-TM 10 CUS - 0824605



Marker for terminal blocks, Can be ordered: By sheet, white, Labeled according to customer specifications, Mounting type: Snap into tall marker groove, For terminal block width: 10.2 mm, Lettering field: 9.6 x 10.5 mm

#### Marker for terminal blocks - UCT-TM 10 CUS - 0829623



Marker for terminal blocks, Can be ordered: By sheet, white, Labeled according to customer specifications, Mounting type: Snap into tall marker groove, For terminal block width: 10.2 mm, Lettering field: 8.9 x 9.6 mm

#### Marker for terminal blocks - TMT 10 R CUS - 0824500



Marker for terminal blocks, Can be ordered: By line, white, Labeled according to customer specifications, Mounting type: Snap into universal marker groove, Snap into flat marker groove, For terminal block width: 10.2 mm, Lettering field: 6.35 x 10.15 mm

#### Marker pen

##### Marker pen - X-PEN 0,35 - 0811228



Marker pen without ink cartridge, for manual labeling of markers, labeling extremely wipe-proof, line thickness 0.35 mm

#### Mounting rail

---

## Feed-through terminal block - UT 10 OG - 3046281

### Accessories

DIN rail perforated - NS 35/ 7,5 PERF 2000MM - 0801733



DIN rail, material: steel galvanized and passivated with a thick layer, perforated, height 7.5 mm, width 35 mm, length: 2000 mm

---

DIN rail - NS 35/ 7,5 UNPERF 2000MM - 0801681



DIN rail, material: Steel, unperforated, height 7.5 mm, width 35 mm, length: 2 m

---

DIN rail - NS 35/ 7,5 WH PERF 2000MM - 1204119



DIN rail 35 mm (NS 35)

---

DIN rail - NS 35/ 7,5 WH UNPERF 2000MM - 1204122



DIN rail 35 mm (NS 35)

---

DIN rail, unperforated - NS 35/ 7,5 AL UNPERF 2000MM - 0801704



DIN rail, unperforated, Width: 35 mm, Height: 7.5 mm, Length: 2000 mm, Color: silver

---



## Feed-through terminal block - UT 10 OG - 3046281

### Accessories

DIN rail - NS 35/ 7,5 ZN PERF 2000MM - 1206421



DIN rail, material: Galvanized, perforated, height 7.5 mm, width 35 mm, length: 2 m

---

DIN rail - NS 35/ 7,5 ZN UNPERF 2000MM - 1206434



DIN rail, material: Galvanized, unperforated, height 7.5 mm, width 35 mm, length: 2 m

---

DIN rail - NS 35/ 7,5 CU UNPERF 2000MM - 0801762



DIN rail, material: Copper, unperforated, height 7.5 mm, width 35 mm, length: 2 m

---

End cap - NS 35/ 7,5 CAP - 1206560

DIN rail end piece, for DIN rail NS 35/7.5

---

DIN rail perforated - NS 35/15 PERF 2000MM - 1201730



DIN rail, material: steel galvanized and passivated with a thick layer, perforated, height 15 mm, width 35 mm, length: 2000 mm

---

## Feed-through terminal block - UT 10 OG - 3046281

### Accessories

DIN rail - NS 35/15 UNPERF 2000MM - 1201714



DIN rail, material: Steel, unperforated, height 15 mm, width 35 mm, length: 2 m

---

DIN rail - NS 35/15 WH PERF 2000MM - 0806602



DIN rail 35 mm (NS 35)

---

DIN rail - NS 35/15 WH UNPERF 2000MM - 1204135



DIN rail 35 mm (NS 35)

---

DIN rail, unperforated - NS 35/15 AL UNPERF 2000MM - 1201756



DIN rail, deep drawn, high profile, unperforated, 1.5 mm thick, material: aluminum, height 15 mm, width 35 mm, length 2000 mm

---

DIN rail - NS 35/15 ZN PERF 2000MM - 1206599



DIN rail, material: Galvanized, perforated, height 15 mm, width 35 mm, length: 2 m

---

## Feed-through terminal block - UT 10 OG - 3046281

### Accessories

DIN rail - NS 35/15 ZN UNPERF 2000MM - 1206586



DIN rail, material: Galvanized, unperforated, height 15 mm, width 35 mm, length: 2 m

---

DIN rail - NS 35/15 CU UNPERF 2000MM - 1201895



DIN rail, material: Copper, unperforated, 1.5 mm thick, height 15 mm, width 35 mm, length: 2 m

---

End cap - NS 35/15 CAP - 1206573



DIN rail end piece, for DIN rail NS 35/15

---

DIN rail - NS 35/15-2,3 UNPERF 2000MM - 1201798



DIN rail, material: Steel, unperforated, 2.3 mm thick, height 15 mm, width 35 mm, length: 2 m

---

### Partition plate

Partition plate - ATP-UT - 3047167



Partition plate, Length: 50 mm, Width: 2.2 mm, Height: 48 mm, Color: gray

---

## Feed-through terminal block - UT 10 OG - 3046281

### Accessories

#### Pick-off terminal block

Pick-off terminal block - AGK 4-UT 10 - 3047112



Pick-off terminal block, Connection method: Screw connection, Cross section: 0.14 mm<sup>2</sup> - 6 mm<sup>2</sup>, AWG: 26 - 10, Width: 8.2 mm, Height: 34.7 mm, Color: gray, Mounting type: On base element

---

### Screwdriver tools

Screwdriver - SZS 1,0X4,0 VDE - 1205066



Screwdriver, slot-headed, VDE insulated, size: 1.0 x 4.0 x 100 mm, 2-component grip, with non-slip grip

---

### Terminal marking

Zack marker strip - ZB 10:UNBEDRUCKT - 1053001



Zack marker strip, Strip, white, Unlabeled, Can be labeled with: Plotter, Mounting type: Snap into tall marker groove, For terminal block width: 10.2 mm, Lettering field: 10.5 x 10.15 mm

Marker for terminal blocks - UC-TM 10 - 0818069



Marker for terminal blocks, Sheet, white, Unlabeled, Can be labeled with: BLUEMARK CLED, BLUEMARK LED, Plotter, Mounting type: Snap into tall marker groove, For terminal block width: 10.2 mm, Lettering field: 9.6 x 10.5 mm

## Feed-through terminal block - UT 10 OG - 3046281

### Accessories

#### Marker for terminal blocks - UCT-TM 10 - 0829142



Marker for terminal blocks. Sheet, white, Unlabeled, Can be labeled with: THERMOMARK CARD PLUS, THERMOMARK CARD, BLUEMARK CLED, BLUEMARK LED, Mounting type: Snap into tall marker groove, For terminal block width: 10.2 mm, Lettering field: 8.9 x 9.6 mm

---

#### Marker for terminal blocks - TMT 10 R - 0816210



Marker for terminal blocks, Roll, white, Unlabeled, Can be labeled with: THERMOMARK ROLL, THERMOMARK X, THERMOMARK S1.1, Perforated, Mounting type: Snap into universal marker groove, Snap into flat marker groove, For terminal block width: 10.2 mm, Lettering field: 6.35 x 10.15 mm



## Стандарт Электрон Связь

Мы молодая и активно развивающаяся компания в области поставок электронных компонентов. Мы поставляем электронные компоненты отечественного и импортного производства напрямую от производителей и с крупнейших складов мира.

Благодаря сотрудничеству с мировыми поставщиками мы осуществляем комплексные и плановые поставки широчайшего спектра электронных компонентов.

Собственная эффективная логистика и склад в обеспечивает надежную поставку продукции в точно указанные сроки по всей России.

Мы осуществляем техническую поддержку нашим клиентам и предпродажную проверку качества продукции. На все поставляемые продукты мы предоставляем гарантию .

Осуществляем поставки продукции под контролем ВП МО РФ на предприятия военно-промышленного комплекса России , а также работаем в рамках 275 ФЗ с открытием отдельных счетов в уполномоченном банке. Система менеджмента качества компании соответствует требованиям ГОСТ ISO 9001.

Минимальные сроки поставки, гибкие цены, неограниченный ассортимент и индивидуальный подход к клиентам являются основой для выстраивания долгосрочного и эффективного сотрудничества с предприятиями радиоэлектронной промышленности, предприятиями ВПК и научно-исследовательскими институтами России.

С нами вы становитесь еще успешнее!

### Наши контакты:

**Телефон:** +7 812 627 14 35

**Электронная почта:** [sales@st-electron.ru](mailto:sales@st-electron.ru)

**Адрес:** 198099, Санкт-Петербург,  
Промышленная ул, дом № 19, литера Н,  
помещение 100-Н Офис 331