CUSTOMER'S NAME

MOUSER ELECTRONICS

ALPHA REFERENCE NO.
SP19070079

SPECIFICATION

PART NO.	ALPHA MODEL NAME
	RV16A03F-10-15R1-B100K-0030
	313-1100F-100K

MODEL NAME
MODEL NO.

APPROVAL

PREPARED BY	REVIEWED BY	APPROVED BY
鄧 2019.7.13 彩霞	李 2019-7-13. 延玲	韋 2019.7.15 祖衛

台灣艾華電子工業股份有限公司

33045 桃園市桃園區中正路 1221 號 9 樓

TAIWAN ALPHA ELECTRONIC CO., LTD.

9F, No. 1221, Chung Cheng Rd., Taoyuan Dist., Taoyuan City ,330 Taiwan

Tel: 886-3-3577799 Fax: 886-3-3577700

EMAIL: sales@taiwanalpha.com.tw

URL: http//www.taiwanalpha.com

文管中心 2016.07.19 發行章

SHAFT SLOT IS OPTIONAL ANGLA

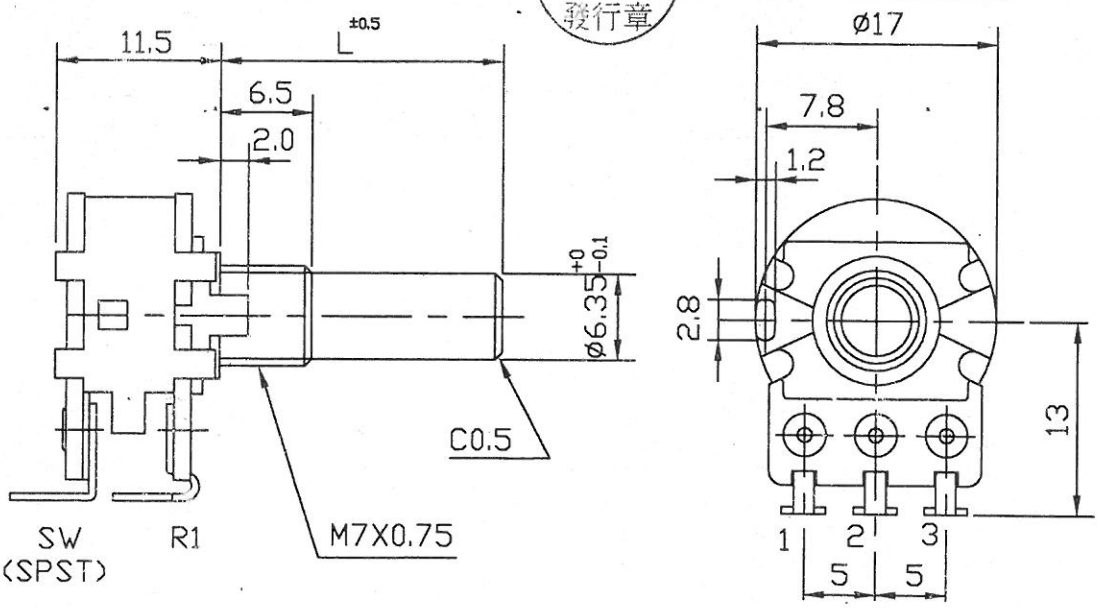

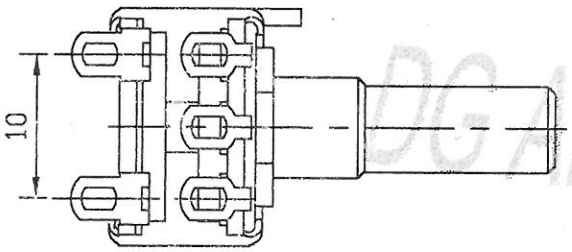

DG ALPHA

● 300° ROTATION
MONO UNIT
(SW ROTARY SWITCH)
S.P.S.T. D.C 12V 1A

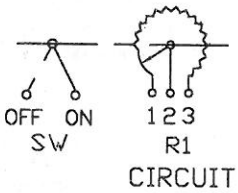

NUT 1 PC

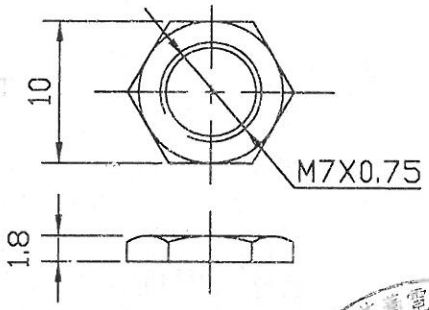

WASHER 1 PC t=0.4

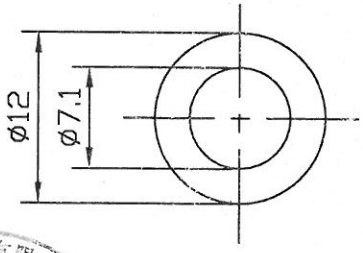

	L
	15

2016-07-25 收文日

(-0030)

RV16A03F-10-(L)R1-XXX(-0C)

No.	DATE	DESCRIPTION	MODEL NAME

TOL.UNILESS OTHERWISE STATED	DIMENSION	SCALE	DRAWN BY	CHECKED BY	APPROVED BY	DRAWING No.
less than 10 ±0.3 above 10~30 ±0.5 above 30~100 ±1.0 above ±5°	mm	2:1	姚 2016.7.07 榕偉		潘 2016.7.07 坤	

ⓐ TAIWAN ALPHA ELECTRONIC CO., LTD.

		NOTE	DATE
CUSTOMER'S NAME			
CUSTOMER'S PART NAME			
CUSTOMER'S DRAWING NO.			

1. MECHANICAL SPECIFICATION

1. OUTSIDE DIMENSION	append fig.		
2. TOTAL ROTATION ANGLE	degree	300	±5°
3. TOTAL TRAVEL STROKE	mm		±0.5
4. NUT WIRING STRENGTH	twisting moment	less than	kgf.cm
5. SCREW TIGHTENING FORCE	torsional moment	less than	kgf.cm
6. ROTATION TORQUE	speed 60 deg/sec.	20~200	gf.cm
7. SLIDING FORCE	speed 20mm/sec		gf.cm
8. SHAFT LEVER STRENGTH	pulling pushing	more than	kgf.cm
9. SHAFT LEVER WOBBLE	within mm (bending moment gf.cm)		
10. SHAFT LEVER STOP STRENGTH	more than 6 kgf.cm (static load) / 60 sec		
11. TERMINAL STRENGTH	more than 500 gf.cm / 10 ± 1 sec		
	soldering heat 350±5°C/3sec. 200gf.cm/10 ±1sec		
	resist change within ± 2%		
12. CLICK POSITION & TORQUE	gf.cm		
13. SWITCH WORKING ANGLE (STROKE)	degree (mm)	50° max	
14. SWITCH WORKING TORQUE (FORCE)	gf.cm	50-300gf.cm	
15. SWITCH CIRCUIT		S.P.S.T	

2. ELECTRICAL SPECIFICATION

1. OVERALL RESISTANCE & TOLERANCE	terminal 1-3	100K	Ω± 20 %
2. TAP RESISTANCE & TOLERANCE	terminal 1-4		Ω± %
3. RATED WATTAGE	temp 0~50°C	0.2	W
4. MAXIMUM WORKING VOLTAGE		200	V
5. RESISTANCE TAPER MEASURING POINT & TOLERANCE		50	%point
		40 ~ 60	%
6. RESIDUAL RESISTANCE	terminal 1/3 side	less than	20/30 Ω
7. TAP RESIDUAL RESISTANCE	terminal 4 side	less than	100 Ω
8. SLIDE NOISE		less than	47 mV
9. INSULATION RESISTANCE	more than 100	MΩ(DC	500 V)
10. WITHSTAND VOLTAGE	AC 500	V	1 minute
11. TRACKING ERROR			
12. SWITCH CONTACT RESISTANCE	MΩ	less than	50 mΩ
13. SWITCH RATING		12V DC , 1A	

3. USABLE TEMPERATURE RANGE: from –10°C to 70°C

4. VR LIFE 15,000 ± TIMES

RESISTANCE CHANGE: within ± %

SLIDE NOISE : less than mV

SW LIFE 10,000 ± TIMES

CONTACT RESISTANCE: less than mΩ

SHAFT

MATERIAL	ANGLE OF FLAT OR SLOT θ / at	DIMENSION M	L	F	T
			15		

MODEL NAME	DRAWING NO.
RV16A03F-10-15R1-B100K-0030	

REFERENCE NO.	REV

TAIWAN ALPHA ELECTRONIC CO., LTD.

STANDARD RESISTANCE TAPER

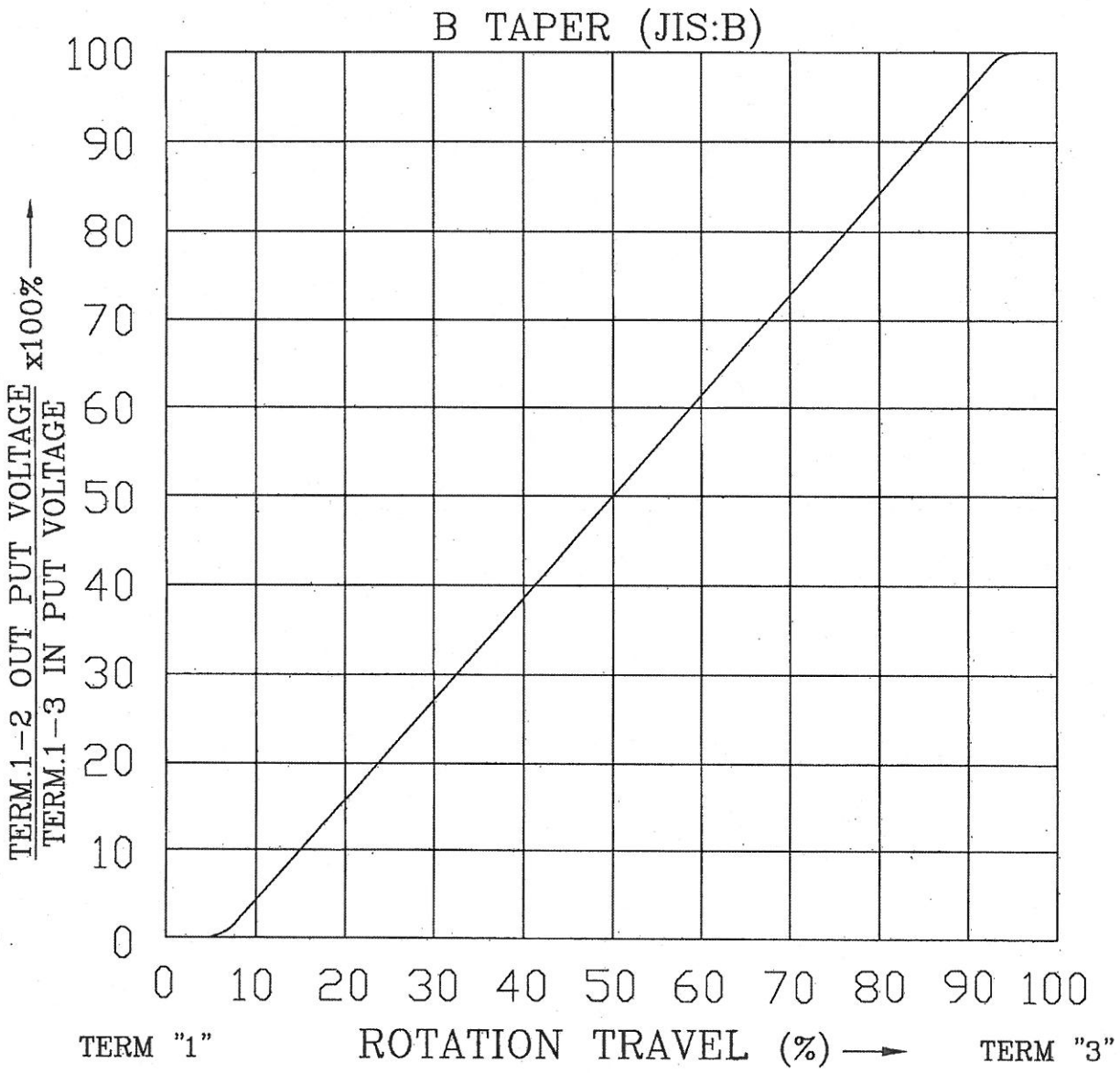

NO.	DATE	DESCRIPTION	MODEL NAME

TOL. UNLESS OTHERWISE STATED	DIMENSION	SCALE	DRAWN BY	CHECKED BY	APPROVED BY	DRAWING NO.
less than 10 ±0.3 above 10 ~ 30 ±0.5 above 30 ~100 ±1.0 above ±5°	mm		何 90.8.21 建志	王 90.8.21 茂松	王 90.8.21 茂松	

TAIWAN ALPHA ELECTRONIC CO., LTD.

可變電阻無鉛焊錫與保管條件共通規格書

Common Specification of Lead-Free Soldering and Storage conditions for Potentiometers

以下焊錫條件以可變電阻置於單層 1.6mm 厚度之印刷電路板上測試爲基準.

The specification below is based on testing results of 1.6mm thickness single layer printed circuit board.

1. 手工焊錫條件：

   For Manual Soldering：

   1-1 操作溫度最高 350°C，操作時間 3 秒以內。

   To be performed within 3 seconds at 350°C or below.

2. 自動或半自動機台焊錫條件：

   For Automated or Semi-Automated Soldering Equipments:

   2-1 使用發泡式且比重 0.82 以上的助焊劑，發泡高度以印刷電路板厚度一半爲標準，且助劑不能流入可變電阻基板表面及印刷電路板表面。

   Flux of 0.82 specific gravity, applied by foam fluxer, shall be used. Foam head shall be limited to the height which is half thickness of printed circuit board to be soldered. No flux should be allowed to run up onto resistive element board of potentiometer and the surface of printed circuit board.

   2-2 預熱時間不超過兩分鐘，焊錫接面 (即印刷電路板底) 最高預熱溫度不超過 100°C。

   Regarding preheating, the entire flow duration should not exceed 2 minutes, and soldering surface temperature (undersurface of PCB) shall be settled within 100°C.

   2-3 焊錫過程機台設定溫度在 260°C 以下、 4 秒以內。

   Solder Dipping is to be performed within 4 seconds at 260°C or below.

3. 若回轉型電位器是塑膠軸且帶有檔位，請將主軸先調整至其中一個檔位或中心檔位上才可以進行焊錫作業。

   For rotary potentiometer with plastic shaft which have centre detent or multiple detents, the shaft should be settled in relevant detent position prior to soldering process.

4. 手工焊錫、自動或半自動機台焊錫不得超過一回。

   Regardless of soldering facility and method, solder dipping or solder smearing must not be carried out more than 1 time.

註: 本項焊錫溫度條件不適用於回流焊接作業設備。

Remarks: This specification is not recommended for and applicable in reflow soldering.

焊錫注意事項:

Caution for soldering:

如圖所示，請避免 PCB 上層表面有焊錫

Please avoid soldering on upper surface of P.C.B. as shown.

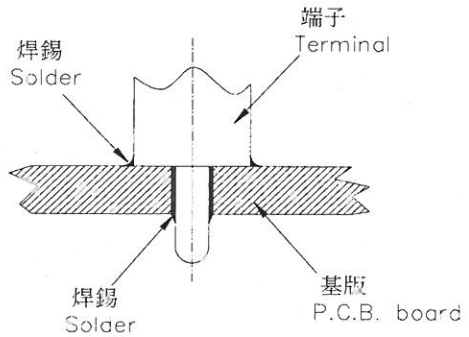

5. 保管條件(Storage conditions):

產品需儲存在原始的包裝,以及保持常溫常濕、避免陽光直射、遠離任何腐蝕性氣體.
產品需盡快完全地使用完,建議最慢不要超過交貨後 6 個月. 產品經拆封後, 全部的數量都需迅速地使用完.

The products shall be stored in the original packaging and kept at room temperature and humidity, out of direct sunlight, and away from any and all corrosive gas. The products shall be completely used as soon as possible, but no longer than 6 months from the date of delivery. Once product packaging is opened, the complete quantity of such products shall be promptly used.

Мы молодая и активно развивающаяся компания в области поставок электронных компонентов. Мы поставляем электронные компоненты отечественного и импортного производства напрямую от производителей и с крупнейших складов мира.

Благодаря сотрудничеству с мировыми поставщиками мы осуществляем комплексные и плановые поставки широчайшего спектра электронных компонентов.

Собственная эффективная логистика и склад в обеспечивает надежную поставку продукции в точно указанные сроки по всей России.

Мы осуществляем техническую поддержку нашим клиентам и предпродажную проверку качества продукции. На все поставляемые продукты мы предоставляем гарантию .

Осуществляем поставки продукции под контролем ВП МО РФ на предприятия военно-промышленного комплекса России , а также работаем в рамках 275 ФЗ с открытием отдельных счетов в уполномоченном банке. Система менеджмента качества компании соответствует требованиям ГОСТ ISO 9001.

Минимальные сроки поставки, гибкие цены, неограниченный ассортимент и индивидуальный подход к клиентам являются основой для выстраивания долгосрочного и эффективного сотрудничества с предприятиями радиоэлектронной промышленности, предприятиями ВПК и научно-исследовательскими институтами России.

С нами вы становитесь еще успешнее!

Наши контакты:

Телефон: +7 812 627 14 35

Электронная почта: sales@st-electron.ru

Адрес: 198099, Санкт-Петербург, Промышленная ул, дом № 19, литера Н, помещение 100-Н Офис 331