

Features

- Single Positive Voltage Control, 0 to +2.25 Volts
- 42 dB Typical Attenuation Range at 2.4 GHz
- Low DC Power Consumption
- Lead-Free SOT-25 Package
- 100% Matte Tin Plating over Copper
- Halogen-Free “Green” Mold Compound
- 260°C Reflow Compatible
- RoHS* Compliant Version of AT-119

Description

M/A-COM’s MAAVSS0001 is a GaAs MMIC voltage variable absorptive attenuator in a lead-free SOT-25 surface mount plastic package. M/A-COM fabricates the MAAVSS0001 with a proven monolithic GaAs 0.5 micron gate process that features full chip passivation for performance and reliability.

Applications

The MAAVSS0001 is ideally suited for applications that require fine tuning, linear attenuation with voltage, and very low power consumption.

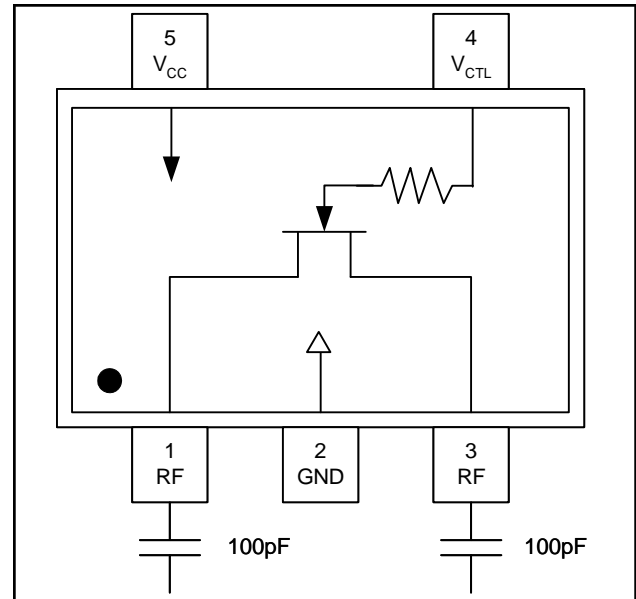
Typical applications for the MAAVSS0001 include automatic gain control circuits in satellite radio receivers and other wireless receivers.

Ordering Information¹

Part Number	Package
MAAVSS0001	Bulk Packaging
MAAVSS0001TR-3000	3000 piece reel
MAAVSS0001SMB	Sample Test Board (Includes 5 Samples)

1. Reference Application Note M513 for reel size information.

Functional Schematic



Pin Configuration

Pin	Function	Description
1	RF	RF (input / output)
2	GND	Ground
3	RF	RF (input / output)
4	V _{CTL}	Control Voltage
5	V _{CC}	DC Supply Voltage

Absolute Maximum Ratings^{2,3} @ T_A = +25°C (unless otherwise specified)

Parameter	Absolute Maximum
Input Power	+21 dBm
Supply Voltage V _{CC}	-1 V ≤ V _{CC} ≤ +8 V
Control Voltage V _{CTL}	-1 V ≤ V _{CTL} ≤ V _{CC} + 0.5 V
Operating Temperature	-40°C to +85°C
Storage Temperature	-65°C to +150°C

2. Exceeding any one or combination of these limits may cause permanent damage to this device.

3. M/A-COM does not recommend sustained operation near these survivability limits.

* Restrictions on Hazardous Substances, European Union Directive 2002/95/EC.

ADVANCED: Data Sheets contain information regarding a product M/A-COM Technology Solutions is considering for development. Performance is based on target specifications, simulated results, and/or prototype measurements. Commitment to develop is not guaranteed.

PRELIMINARY: Data Sheets contain information regarding a product M/A-COM Technology Solutions has under development. Performance is based on engineering tests. Specifications are typical. Mechanical outline has been fixed. Engineering samples and/or test data may be available. Commitment to produce in volume is not guaranteed.

• **North America** Tel: 800.366.2266 / Fax: 978.366.2266
 • **Europe** Tel: 44.1908.574.200 / Fax: 44.1908.574.300
 • **Asia/Pacific** Tel: 81.44.844.8296 / Fax: 81.44.844.8298
 Visit www.macomtech.com for additional data sheets and product information.

M/A-COM Technology Solutions Inc. and its affiliates reserve the right to make changes to the product(s) or information contained herein without notice.

2.25 V Voltage Variable Absorptive Attenuator, 42 dB 1.8 - 2.5 GHz

Rev. V3

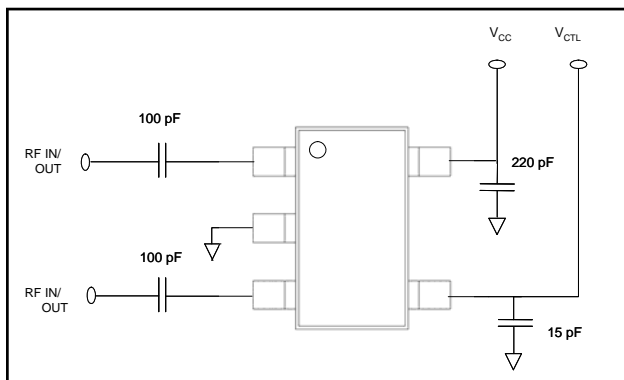
Electrical Specifications: $T_A = 25^\circ\text{C}$, Frequency = 2.4 GHz, $V_{CC} = 3.3\text{ V}$, $Z_0 = 50\ \Omega$

Parameter	Test Conditions ^{4,5}	Units	Min.	Typ.	Max.
Insertion Loss	$V_{CTL} = 2.25\text{ V}$	dB	—	2.4	3.2
Maximum Attenuation	$V_{CTL} = 0.5\text{ V}$	dB	37	42	—
Attenuation Slope	$0.75\text{ V} < V_{CTL} < 1.75\text{ V}$	dB/V	24	—	—
Return Loss	$0.0\text{ V} < V_{CTL} < 0.75\text{ V}$	dB	—	6	—
	$0.75\text{ V} < V_{CTL} < 1.75\text{ V}$	dB	—	10	—
	$1.75\text{ V} < V_{CTL} < 2.25\text{ V}$	dB	—	14	—
Input Power for 1dB Change in Attenuation	$0.75\text{ V} < V_{CTL} < 2.25\text{ V}$	dBm	—	10	—
Input 3rd Order Intercept Point	$0.75\text{ V} < V_{CTL} < 2.25\text{ V}$	dBm	—	15	—
Switching Speed	50% V_{CTL} to 10% / 90% RF	nS	—	100	—
Transients	$V_{CTL} = 3\text{ V}$, In-Band	mV	—	10	—

4. External DC blocking capacitors are required on all RF ports.

5. $V_{CC} = +3.3\text{ V}$ @ 50 μA typical. $V_{CTL} = 0\text{ V}$ to +2.25 V @ 50 μA typical.

Application Schematic



Handling Procedures

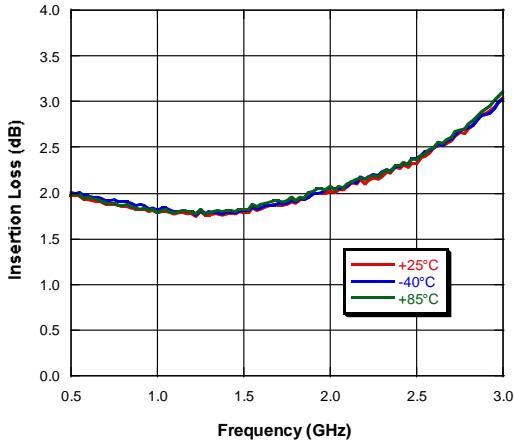
Please observe the following precautions to avoid damage:

Static Sensitivity

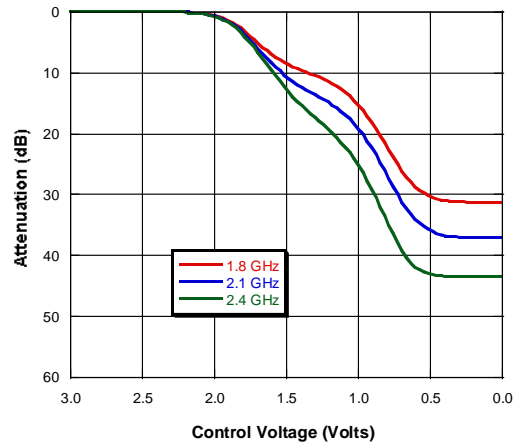
Gallium Arsenide Integrated Circuits are sensitive to electrostatic discharge (ESD) and can be damaged by static electricity. Proper ESD control techniques should be used when handling these devices.

Typical Performance Curves

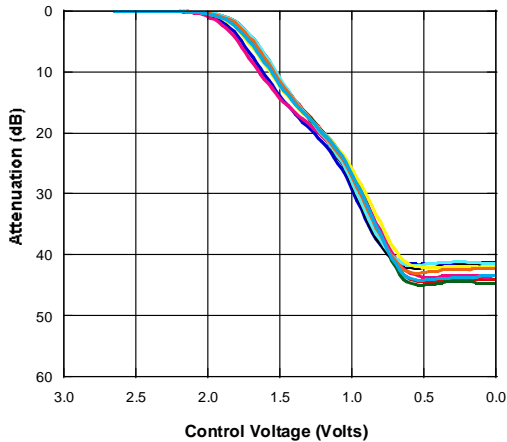
Insertion Loss vs. Frequency
@ 2.25 V Control Voltage



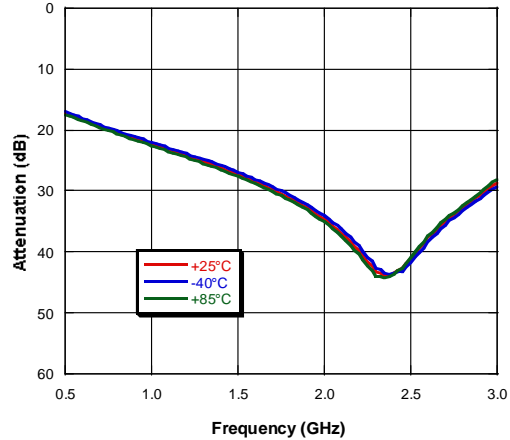
Attenuation vs. Control Voltage @ +25°C



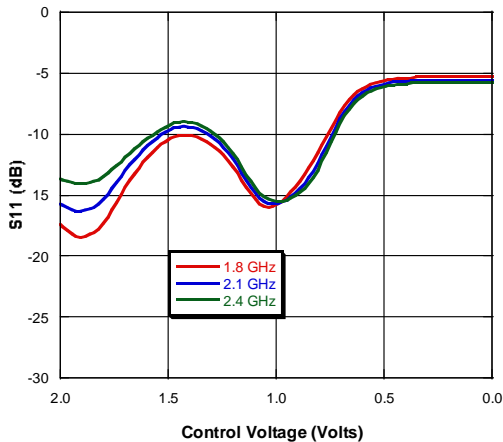
Typical Device Variation, 2.4 GHz



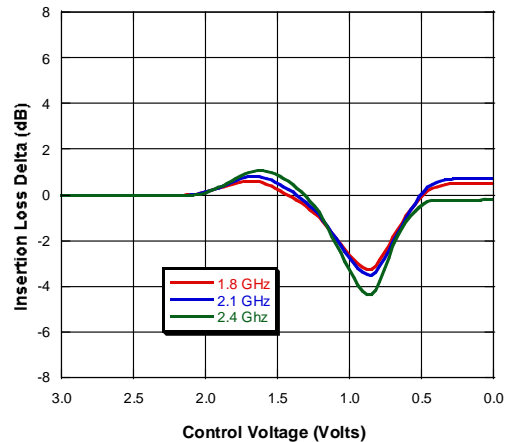
Attenuation vs. Frequency @ 0.0 V Control Voltage



Return Loss vs. Control Voltage



Insertion Loss Delta Normalized to +25°C (-40°C)



ADVANCED: Data Sheets contain information regarding a product M/A-COM Technology Solutions is considering for development. Performance is based on target specifications, simulated results, and/or prototype measurements. Commitment to develop is not guaranteed.
PRELIMINARY: Data Sheets contain information regarding a product M/A-COM Technology Solutions has under development. Performance is based on engineering tests. Specifications are typical. Mechanical outline has been fixed. Engineering samples and/or test data may be available. Commitment to produce in volume is not guaranteed.

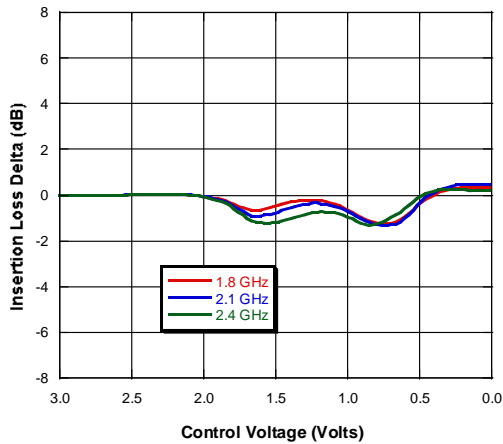
- **North America** Tel: 800.366.2266 / Fax: 978.366.2266
- **Europe** Tel: 44.1908.574.200 / Fax: 44.1908.574.300
- **Asia/Pacific** Tel: 81.44.844.8296 / Fax: 81.44.844.8298

Visit www.macomtech.com for additional data sheets and product information.

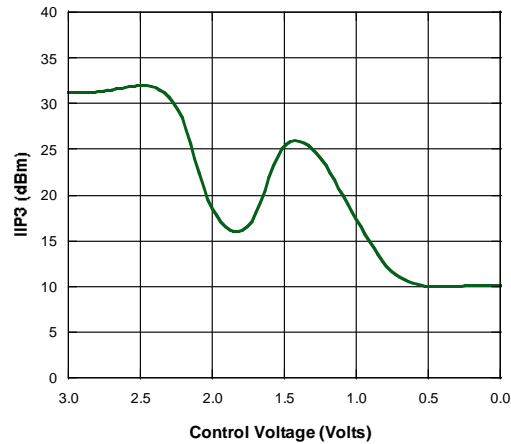
M/A-COM Technology Solutions Inc. and its affiliates reserve the right to make changes to the product(s) or information contained herein without notice.

Typical Performance Curves

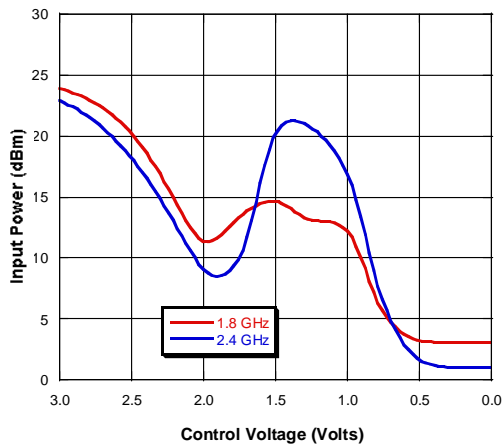
Insertion Loss Delta Normalized to +25°C (+85°C)



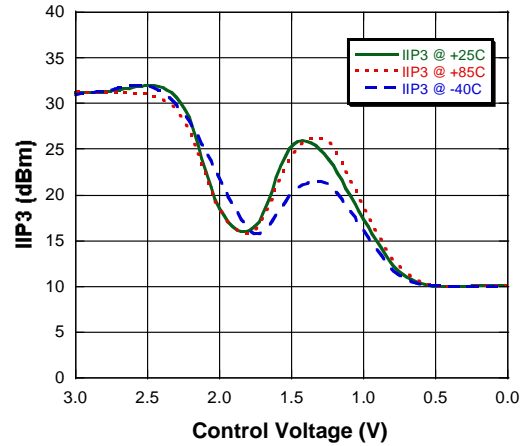
Input IP3 vs. Control Voltage @ +25°C



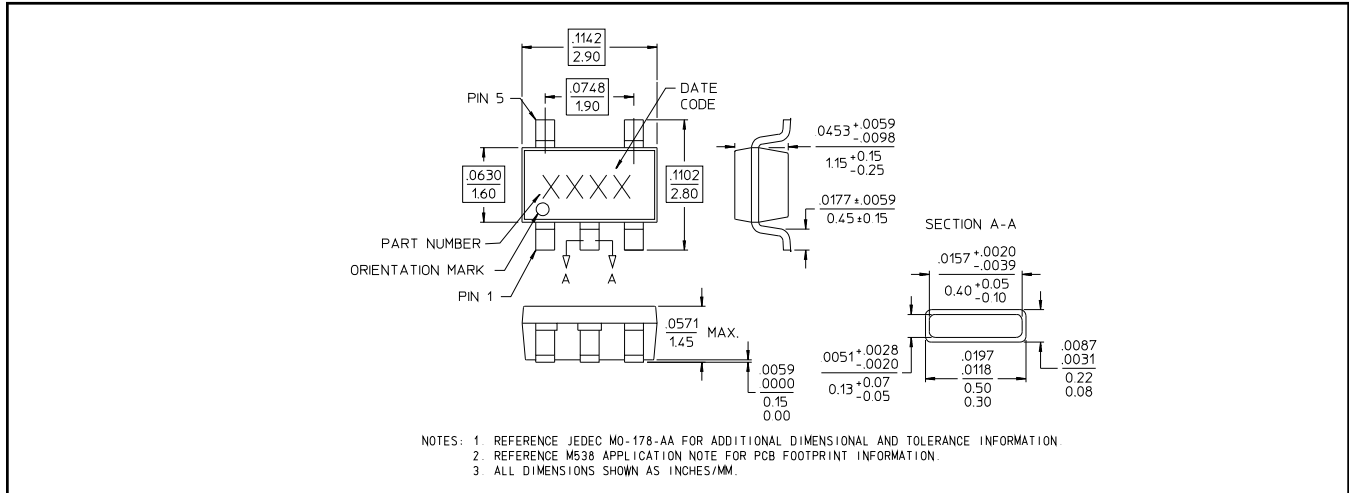
Input Power for 1 dB Change in Attenuation



Input IP3 vs. Control Voltage over Temperature



Lead-Free SOT-25[†]



[†] Reference Application Note M538 for lead-free solder reflow recommendations.



Стандарт Электрон Связь

Мы молодая и активно развивающаяся компания в области поставок электронных компонентов. Мы поставляем электронные компоненты отечественного и импортного производства напрямую от производителей и с крупнейших складов мира.

Благодаря сотрудничеству с мировыми поставщиками мы осуществляем комплексные и плановые поставки широчайшего спектра электронных компонентов.

Собственная эффективная логистика и склад в обеспечивает надежную поставку продукции в точно указанные сроки по всей России.

Мы осуществляем техническую поддержку нашим клиентам и предпродажную проверку качества продукции. На все поставляемые продукты мы предоставляем гарантию .

Осуществляем поставки продукции под контролем ВП МО РФ на предприятия военно-промышленного комплекса России , а также работаем в рамках 275 ФЗ с открытием отдельных счетов в уполномоченном банке. Система менеджмента качества компании соответствует требованиям ГОСТ ISO 9001.

Минимальные сроки поставки, гибкие цены, неограниченный ассортимент и индивидуальный подход к клиентам являются основой для выстраивания долгосрочного и эффективного сотрудничества с предприятиями радиоэлектронной промышленности, предприятиями ВПК и научно-исследовательскими институтами России.

С нами вы становитесь еще успешнее!

Наши контакты:

Телефон: +7 812 627 14 35

Электронная почта: sales@st-electron.ru

Адрес: 198099, Санкт-Петербург,
Промышленная ул, дом № 19, литера Н,
помещение 100-Н Офис 331