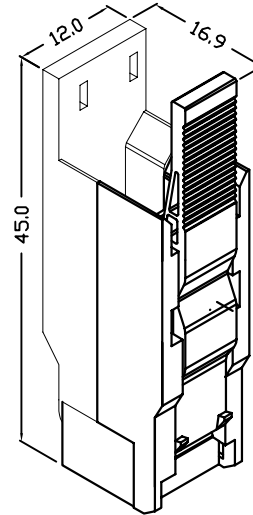
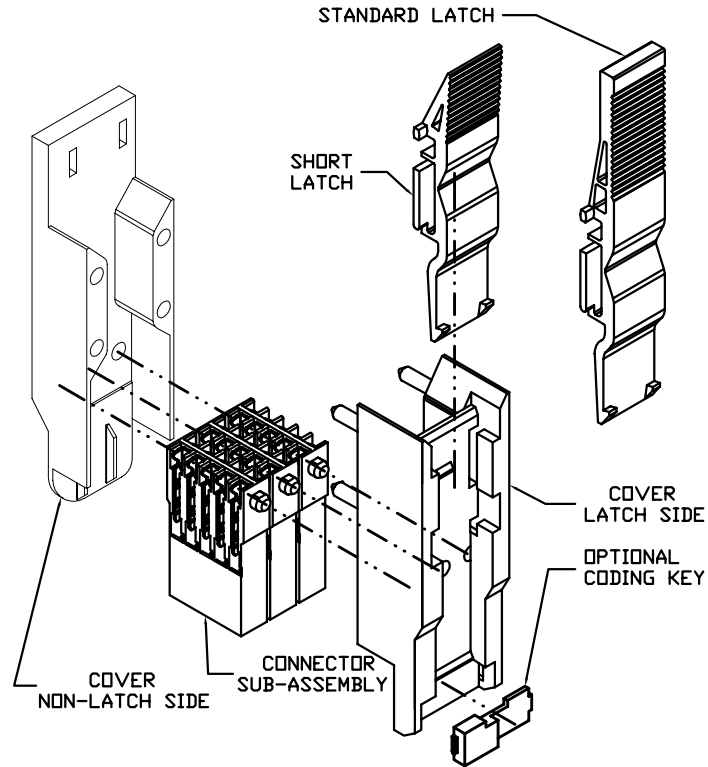


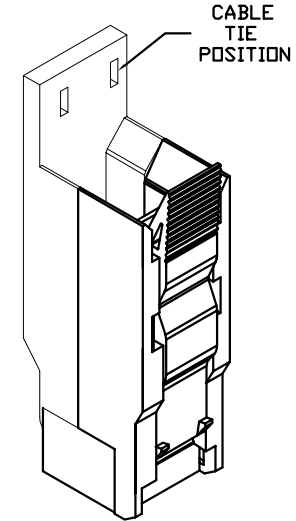
PRODUCT NO.
72478-WXY1
72478-WXY1LF

PRODUCT NO.
72478-W1Y1

PRODUCT NO.
72478-W2Y1



STANDARD LATCH FINGER FOR CABLE TIE BELOW LATCH FINGER AND EASIEST ACCESS TO LATCH FINGER



SHORT LATCH FINGER FOR CABLE TIE ABOVE LATCH FINGER AND LARGER CABLE SIZE CAPACITY

| | | | | | | | | | |
|------------|----------|--------------|------------|---------------------------------------|------------|------------|-----|------------------------------------|------|
| mat'l code | | surface | | tolerance | | projection | | product family | |
| SEE NOTES | | ASME Y14.5 ✓ | | ASME Y14.5 | | ⊕ | | METRAL CABLE | |
| ltr | ec'n no | dr | date | tolerances unless otherwise specified | | MM | | title | |
| A | V71561 | JRV | 11/5/97 | angles | X ±3 | 1:1 | | 5X6 UNSHIELDED CABLE CONNECTOR KIT | |
| B | V12695 | EPK | 11/14/01 | line/fit | XX ±.18 | 1:1 | | dwg no | |
| C | V05-0599 | VS | 09/08/05 | 0° ±2' | XXX ±.051 | 1:1 | | sheet 1 of 3 | |
| D | V06-0618 | JRV | 2006-06-22 | dr | J.VOLSTROF | 11/5/97 | FCJ | | size |
| | | | | enrg | J.VOLSTROF | 11/5/97 | | | A4 |
| | | | | chr | J.VOLSTROF | 11/5/97 | | | |
| | | | | appd | J.VOLSTROF | 11/5/97 | | | |
| sheet | revision | D | D | D | | | | | |
| index | sheet | 1 | 2 | 3 | | | | | |

PRODUCT NO.
72478-WXY1

NOTES:

1. SEE APPLICATION SPECIFICATION GS-20-003 FOR INSTRUCTIONS ON WIRE INSERTION AND ASSEMBLY OF COMPONENTS FOR CONNECTORS.
2. PLUGS INTO STANDARD METRAL 5-ROW HEADERS AND SHROUDS.
3. MAXIMUM CABLE DIAMETER
STANDARD LATCH = 7.0mm
SHORT LATCH = 11.0mm
* THE USE OF MULTIPLE CABLES OR THE STRIPPING OF THE CABLE JACKET WILL ALLOW THE USER TO OVERCOME SOME RESTRICTIONS.
4. THE PRODUCTS WHERE THE PART NUMBERS END IN LF MEET THE EUROPEAN UNION DIRECTIVES AND OTHER COUNTRY REGULATIONS AS DESCRIBED IN GS-22-008.
5. THESE PRODUCTS LISTED ON THIS DRAWING WILL NOT WITHSTAND WAVE SOLDER OR REFLOW OPERATIONS
6. FOR LEADFREE PART NUMBERS, ADD AN 'LF' SUFFIX.
EXAMPLE: 75478-WXY1LF

ORDERING INFORMATION FOR KITS AND PARTS
EACH KIT (CONNECTOR) CONSISTS OF:
3 CONNECTOR SUB-ASSEMBLIES
1 COVER, NON-LATCH SIDE
1 COVER, LATCH SIDE
1 LATCH FINGER

ORDER KITS 72478-WXY1 WHERE
PLATING ON CONTACT AREA.
W=1 FOR 0.8 um GOLD
W=2 FOR 2.0 um GOLD
W=3 FOR 1.3 um GOLD
W=9 FOR 0.8 um GXT

LATCH FINGER SIZE
X=1 FOR STANDARD LATCH FINGER
X=2 FOR SHORT LATCH FINGER
COPPER WIRE SIZE
Y=1 FOR 26 TO 24 GAGE
Y=2 FOR 30 TO 28 GAGE

MATERIAL

INSULATORS, COVERS AND KEYS
GLASS FILLED 612 POLYAMIDE (UL 94 V-0)
LATCH FINGERS
POLYETHERIMIDE (UL 94 V-0)
CONTACTS
PHOSPHOR BRONZE
SnPb FINISH ON IDC DIMPLES

OPTIONAL CODING KEYS

PART NUMBER 72388-0AA1
18 VARIETIES AA = 01 TO 18
USE IN CONJUNCTIONS WITH HEADER CODING
KEYS 70274-001 KEYS 1 TO 18 RESPECTIVELY

COMPONENT PART NUMBERS AND INFORMATION

CONNECTOR SUBASSEMBLY
PART NUMBER 72387-WOY1
* 3 REQUIRED PER CONNECTOR
PLATING ON CONTACT AREA.
W=1 FOR 0.8 um GOLD
W=2 FOR 2.0 um GOLD
W=3 FOR 1.3 um GOLD
W=9 FOR 0.8 um GXT

COPPER WIRE SIZE
Y=1 FOR 26 TO 24 GAGE
Y=2 FOR 30 TO 28 GAGE

| | |
|--|---|
| COVER, LATCH SIDE PART NUMBER 72390-0021 | COVER, NON-LATCH SIDE PART NUMBER 72390-0011 |
| SHORT LATCH FINGER PART NUMBER 72389-0011 | STANDARD LATCH FINGER PART NUMBER 70289-001 |

| | | | | | |
|-------------------------|----------------|-------------------------|-------------------------|---------------------------------------|---------------------------------------|
| mat'l code SEE NOTES | | surface ASME Y14.5 ✓ | tolerance ASME Y14.5 | projection | product family METRAL CABLE |
| ltr | ecn no | dr | date | tolerances unless otherwise specified | title |
| D | | | | angles X *3 XX *18 O' ±2' | 5X6 UNSHIELDED CABLE CONNECTOR KIT |
| | | | | dr J.VOLSTROF 11/5/97 | scale 1:1 |
| | | | | enrg J.VOLSTROF 11/5/97 | FCI |
| | | | | chr J.VOLSTROF 11/5/97 | dwg no 72478 sheet 2 of 3 size A4 |
| | | | | appd J.VOLSTROF 11/5/97 | type CUSTOMER Drawing |
| sheet index | revision sheet | | | | |

PRODUCT NO.
72478-WXY1LF

SEE NOTE 6

ORDERING INFORMATION FOR KITS AND PARTS
EACH KIT (CONNECTOR) CONSISTS OF:
3 CONNECTOR SUB-ASSEMBLIES
1 COVER, NON-LATCH SIDE
1 COVER, LATCH SIDE
1 LATCH FINGER

ORDER KITS 72478-WXY1LF WHERE
PLATING ON CONTACT AREA.
W=1 FOR 0.8 um GOLD
W=2 FOR 2.0 um GOLD
W=3 FOR 1.3 um GOLD
W=9 FOR 0.8 um GXT

LATCH FINGER SIZE
X=1 FOR STANDARD LATCH FINGER
X=2 FOR SHORT LATCH FINGER

COPPER WIRE SIZE
Y=1 FOR 26 TO 24 GAGE
Y=2 FOR 30 TO 28 GAGE

MATERIAL

INSULATORS, COVERS AND KEYS
GLASS FILLED 612 POLYAMIDE (UL 94 V-0)
LATCH FINGERS
POLYETHERIMIDE (UL 94 V-0)
CONTACTS
PHOSPHOR BRONZE
SN SOLDER FINISH ON IDC DIMPLES (LEAD FREE)

OPTIONAL CODING KEYS

PART NUMBER 72388-0AA1LF
18 VARIETIES AA = 01 TO 18
USE IN CONJUNCTIONS WITH HEADER CODING
KEYS 70274-001 KEYS 1 TO 18 RESPECTIVELY

COMPONENT PART NUMBERS AND INFORMATION

CONNECTOR SUBASSEMBLY
PART NUMBER 72387-WOY1LF
* 3 REQUIRED PER CONNECTOR
PLATING ON CONTACT AREA.
W=1 FOR 0.8 um GOLD
W=2 FOR 2.0 um GOLD
W=3 FOR 1.3 um GOLD
W=9 FOR 0.8 um GXT

COPPER WIRE SIZE
Y=1 FOR 26 TO 24 GAGE
Y=2 FOR 30 TO 28 GAGE

COVER, LATCH SIDE COVER, NON-LATCH SIDE
PART NUMBER 72390-0021LF PART NUMBER 72390-0011LF

SHORT LATCH FINGER STANDARD LATCH FINGER
PART NUMBER 72389-0011LF PART NUMBER 70289-001LF

| | | | | | |
|-------------------------|----------------|-------------------------|-------------------------|---------------------------------------|---------------------------------------|
| mat'l code SEE NOTES | | surface ASME Y14.5 ✓ | tolerance ASME Y14.5 | projection | product family METRAL CABLE |
| ltr | ecr no | dr | date | tolerances unless otherwise specified | title |
| D | | | | angles X *3 XX *18 0° ±2' | 5X6 UNSHIELDED CABLE CONNECTOR KIT |
| | | | | dr J.VOLSTROF 11/5/97 | scale 1:1 |
| | | | | enr J.VOLSTROF 11/5/97 | FCJ |
| | | | | chr J.VOLSTROF 11/5/97 | dwg no 72478 sheet 3 of 3 size A4 |
| | | | | appd J.VOLSTROF 11/5/97 | type CUSTOMER Drawing |
| sheet index | revision sheet | | | | |



Стандарт Электрон Связь

Мы молодая и активно развивающаяся компания в области поставок электронных компонентов. Мы поставляем электронные компоненты отечественного и импортного производства напрямую от производителей и с крупнейших складов мира.

Благодаря сотрудничеству с мировыми поставщиками мы осуществляем комплексные и плановые поставки широчайшего спектра электронных компонентов.

Собственная эффективная логистика и склад в обеспечивает надежную поставку продукции в точно указанные сроки по всей России.

Мы осуществляем техническую поддержку нашим клиентам и предпродажную проверку качества продукции. На все поставляемые продукты мы предоставляем гарантию .

Осуществляем поставки продукции под контролем ВП МО РФ на предприятия военно-промышленного комплекса России , а также работаем в рамках 275 ФЗ с открытием отдельных счетов в уполномоченном банке. Система менеджмента качества компании соответствует требованиям ГОСТ ISO 9001.

Минимальные сроки поставки, гибкие цены, неограниченный ассортимент и индивидуальный подход к клиентам являются основой для выстраивания долгосрочного и эффективного сотрудничества с предприятиями радиоэлектронной промышленности, предприятиями ВПК и научно-исследовательскими институтами России.

С нами вы становитесь еще успешнее!

Наши контакты:

Телефон: +7 812 627 14 35

Электронная почта: sales@st-electron.ru

Адрес: 198099, Санкт-Петербург,
Промышленная ул, дом № 19, литера Н,
помещение 100-Н Офис 331