


3M™ MetPak™ 2-FB Socket

2 mm 5-Row, Right Angle, Solder or Press-Fit Tail, Guide Fingers

MP2 Series



- End-to-end stackable
- Offset dual-beam contact minimizes insertion force
- Molded guide fingers provide integrated alignment
- Alignment wafer for true position
- Mates with MP2-P inverse headers and elevated inverse headers, MP2-PXXXE, for extended card applications
- Protective Push-Cap on Press-Fit Only
- Meets IEC 61076-4-104 Futurebus+® global standard
- See the Regulatory Information Appendix (RIA) in the “RoHS compliance” section of www.3Mconnector.com for compliance information (RIA E1 & C1 apply)

Date Modified: May 13, 2010

TS-1117-B
Sheet 1 of 4

Physical

Insulation:

Material: High Temp LCP
Flammability: UL 94V-0
Color: Beige

Contact:

Material: Copper Alloy

Plating:

Underplating: 50 μ " [1.27 μ m] Nickel
Wiping Area: See Ordering Information
Solder Tails: See Ordering Information

Electrical

Current Rating: Signal: 1.5 A – All contacts simultaneously

Insulation Resistance: 10³ M Ω

Withstanding Voltage: 1000 V_{AC}

Environmental

Temperature Rating: -55°C to +125°C

Process Temperature Rating: 260°C (Profile per J-STD-020C)

Moisture Sensitivity Level: 1 (per J-STD-020C)

UL File No.: E68080

MetPak is a trademark of 3M Company.
Futurebus+ is a registered trademark of the Institute of Electrical and Electronic Engineers, Inc. (IEEE)

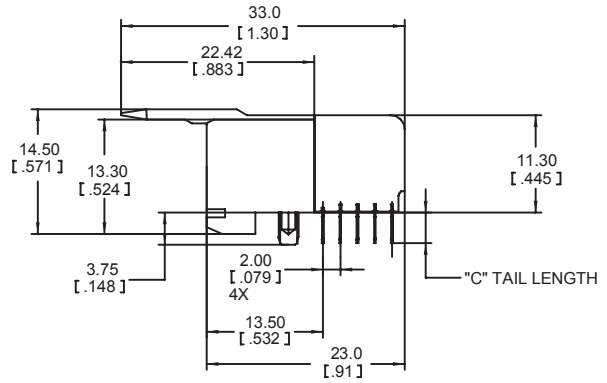
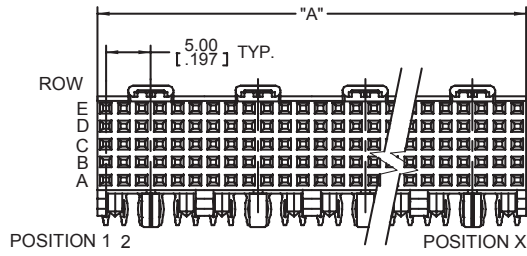
3M
Electronic Solutions Division
Interconnect Solutions
<http://www.3Mconnector.com>

3M is a trademark of 3M Company.
For technical, sales or ordering information call
800-225-5373

3M™ MetPak™ 2-FB Socket

2 mm 5-Row, Right Angle, Solder or Press-Fit Tail, Guide Fingers

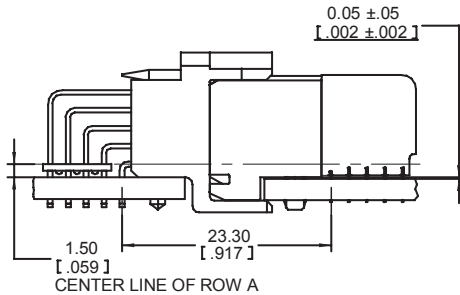
MP2 Series



PRESS-FIT AND SOLDER TAIL PRODUCT (CAPPED)



MATED WITH MP2-PXXXE-5XXX-XXXX



ASSEMBLED TO PCB AND MATED WITH MP2-PXXX-5XXX-XXXX

| mm [inch] | | | |
|------------------------|----|------|-------|
| Tolerance Unless Noted | | | |
| | 0 | 0.0 | 0.00 |
| mm | ±3 | ±0.3 | ±0.13 |

[] Dimensions for Reference Only

Notes:

1. Refer to IEC 61076-4-104 Futurebus+® global standard.
2. "Press Fit" describes a contact tail having a compliant section designed to make a reliable electrical connection with a plated through-hole (PTH) in a printed circuit board, typically a "back plane."



Ordering Information



*Contact 3M Sales Representative for information on special fill patterns and mono blocked pairs

3M™ MetPak™ 2-FB Socket

2 mm 5-Row, Right Angle, Solder or Press-Fit Tail, Guide Fingers

MP2 Series

| Pin Count | Dim. "A" mm [inch] | Dim "B" mm [inch] | Rows | Block Count |
|-----------|-----------------------|----------------------|------|----------------|
| 030 | 11.95 [0.471] | 10.00 [0.394] | 5 | 1 |
| 060 | 23.95 [0.943] | 22.00 [0.866] | 5 | 2 |
| 090 | 35.95 [1.415] | 34.00 [1.339] | 5 | 3 |
| 120 | 47.95 [1.888] | 46.00 [1.811] | 5 | 4 |
| 150 | 59.95 [2.361] | 58.00 [2.283] | 5 | 5 |
| 180 | 71.95 [2.833] | 70.00 [2.756] | 5 | 6 |
| 210 | 83.95 [3.305] | 82.00 [3.228] | 5 | 7 |
| 240 | 95.95 [3.778] | 94.00 [3.701] | 5 | 8 |

| Contact-to-PC Board Tail Termination Option No. | | Dim. "C" |
|--|------------|--------------|
| Solder | Press-Fit* | |
| 1 | | 4.35 [0.171] |
| | 1 | 3.53 [0.139] |

*Compliant-Pin Tail

| Plating Suffix | Press-Fit Tails* | Solder Tails | Plating Composition |
|----------------|-------------------|-------------------|---|
| TG30 | RIA E2 & C2 apply | RIA E3 & C2 apply | 0.76 μm [30 μm] Min. Au Contact Area 2.54 μm [100 μm] Min. SnPb Tail Area 1.27 μm [50 μm] Min. Ni all over |
| TR30 | RIA E2 & C2 apply | RIA E3 & C2 apply | 0.08 μm [3 μm] Min. Au Contact Area 0.67 μm [27 μm] Min. PdNi Contact Area 2.54 μm [100 μm] Min. SnPb Tail Area 1.27 μm [50 μm] Min. Ni all over |
| KR | RIA E1 & C1 apply | RIA E1 & C1 apply | 0.76 μm [30 μm] Min. Au Contact Area 2.54 μm [100 μm] Min. Matt Whisker Mitigating Sn Tail Area 1.27 μm [50 μm] Min. Ni all over |
| LR | RIA E1 & C1 apply | RIA E1 & C1 apply | 0.08 μm [3 μm] Min. Au Contact Area 0.67 μm [27 μm] Min. PdNi Contact Area 2.54 μm [100 μm] Min. Matt Whisker Mitigating Sn Tail Area 1.27 μm [50 μm] Min. Ni all over |

*Compliant-Pin Tail

TS-1117-B
Sheet 3 of 4

3M™ MetPak™ 2-FB Socket

2 mm 5-Row, Right Angle, Solder or Press-Fit Tail, Guide Fingers

MP2 Series



RECOMMENDED PCB HOLE MOUNTING PATTERN

| Table 4 – HOLE PLATING For TG30 and TR30 FINISHES ONLY | | | | |
|--|-------------------------|-----------------------|-----------------------------|---------------------------|
| HOLE | Finished Dia. MM [in] | Cu Thickness [mm [in] | SnPb Thickness microns [μ"] | Drilled Hole Dia. mm [in] |
| "D" | 0.65-0.80 [.0256-.0315] | 0.025 [.001] min. | 15 [600] max. | 0.81-0.86 [.0319-.0339] |

| Table 5 – HOLE PLATING For KR and LR FINISHES ONLY | | | | | | |
|--|---------------------------|---------------------------|---|--|----------------------------------|--|
| HOLE | Finished Dia. MM [in] | Cu Thickness [mm [in] | Immersion Matte Sn Thickness microns [μ"] | Electrolytic Au Thickness microns [μ"] | OSP ENTEK Thickness microns [μ"] | Drilled Hole Dia. mm [in] |
| "D" | 0.700-0.800 [.0276-.0315] | 0.025-0.045 [0.001-0.002] | 0.5 - 2.5 [20 - 100] | 0.1 - 0.5 [4 - 20] | 0.2 - 0.5 [8 - 20] | 0.830-0.860 [.0330-.0340] or 0.85 mm [#66] TWIST DRILL |

TS-1117-B
Sheet 4 of 4

Important Notice

All statements, technical information, and recommendations related to 3M's products are based on information believed to be reliable, but the accuracy or completeness is not guaranteed. Before using this product, you must evaluate it and determine if it is suitable for your intended application. You assume all risks and liability associated with such use. Any statements related to the product which are not contained in 3M's current publications, or any contrary statements contained on your purchase order shall have no force or effect unless expressly agreed upon, in writing, by an authorized officer of 3M.

Warranty; Limited Remedy; Limited Liability.

This product will be free from defects in material and manufacture for a period of ninety (90) days from the time of purchase. **3M MAKES NO OTHER WARRANTIES INCLUDING, BUT NOT LIMITED TO, ANY IMPLIED WARRANTY OF MERCHANTABILITY OR FITNESS FOR A PARTICULAR PURPOSE.** If this product is defective within the warranty period stated above, your exclusive remedy shall be, at 3M's option, to replace or repair the 3M product or refund the purchase price of the 3M product. **Except where prohibited by law, 3M will not be liable for any indirect, special, incidental or consequential loss or damage arising from this 3M product, regardless of the legal theory asserted.**

**3M Electronics Solutions Division**

6801 River Place Blvd.
Austin, TX 78726-9000
U.S.A.
1-800-225-5373
www.3Mconnector.com

Please recycle. Printed in USA.
© 3M 2010. All rights reserved.
RIA-2217B-E

3M is a trademark of 3M Company.



Стандарт Электрон Связь

Мы молодая и активно развивающаяся компания в области поставок электронных компонентов. Мы поставляем электронные компоненты отечественного и импортного производства напрямую от производителей и с крупнейших складов мира.

Благодаря сотрудничеству с мировыми поставщиками мы осуществляем комплексные и плановые поставки широчайшего спектра электронных компонентов.

Собственная эффективная логистика и склад в обеспечивает надежную поставку продукции в точно указанные сроки по всей России.

Мы осуществляем техническую поддержку нашим клиентам и предпродажную проверку качества продукции. На все поставляемые продукты мы предоставляем гарантию .

Осуществляем поставки продукции под контролем ВП МО РФ на предприятия военно-промышленного комплекса России , а также работаем в рамках 275 ФЗ с открытием отдельных счетов в уполномоченном банке. Система менеджмента качества компании соответствует требованиям ГОСТ ISO 9001.

Минимальные сроки поставки, гибкие цены, неограниченный ассортимент и индивидуальный подход к клиентам являются основой для выстраивания долгосрочного и эффективного сотрудничества с предприятиями радиоэлектронной промышленности, предприятиями ВПК и научно-исследовательскими институтами России.

С нами вы становитесь еще успешнее!

Наши контакты:

Телефон: +7 812 627 14 35

Электронная почта: sales@st-electron.ru

Адрес: 198099, Санкт-Петербург,
Промышленная ул, дом № 19, литера Н,
помещение 100-Н Офис 331