

# High-speed Switching Transistor (-60V, -5A)

2SA1952

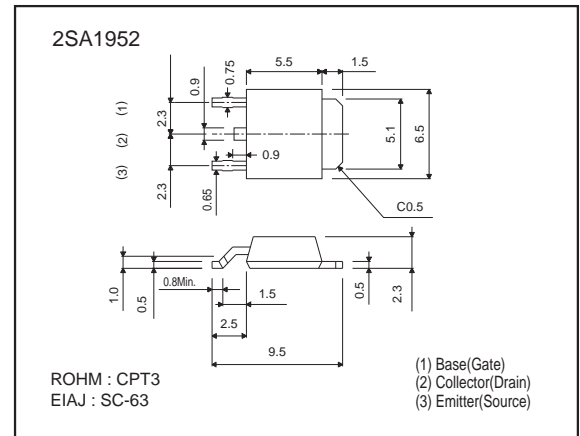
## ●Features

- 1) High speed switching. (tf : Typ. 0.15 μs at Ic = -3A)
- 2) Low V<sub>CE(sat)</sub>. (Typ. -0.2V at Ic/I<sub>B</sub> = -3/-0.15A)
- 3) Wide SOA. (safe operating area)
- 4) Complements the 2SC5103.

## ●Absolute maximum ratings (Ta = 25°C)

Parameter	Symbol	Limits	Unit
Collector-base voltage	V <sub>CB0</sub>	-100	V
Collector-emitter voltage	V <sub>CE0</sub>	-60	V
Emitter-base voltage	V <sub>EB0</sub>	-5	V
Collector current	I <sub>c</sub>	-5	A
		-10	A(Pulse)
Collector power dissipation	P <sub>c</sub>	1	W
		10	W(Tc=25°C)
Junction temperature	T <sub>j</sub>	150	°C
Storage temperature	T <sub>stg</sub>	-55~+150	°C

## ●Dimensions (Unit : mm)



## ●Packaging specifications and h<sub>FE</sub>

Type	2SA1952
Package	CPT3
h <sub>FE</sub>	Q
Code	TL
Basic ordering unit (pieces)	2500

## ●Electrical characteristics (Ta = 25°C)

Parameter	Symbol	Min.	Typ.	Max.	Unit	Conditions
Collector-base breakdown voltage	BV <sub>CB0</sub>	-100	-	-	V	I <sub>c</sub> = -50μA
Collector-emitter breakdown voltage	BV <sub>CE0</sub>	-60	-	-	V	I <sub>c</sub> = -1mA
Emitter-base breakdown voltage	BV <sub>EB0</sub>	-5	-	-	V	I <sub>e</sub> = -50μA
Collector cutoff current	I <sub>cbo</sub>	-	-	-10	μA	V <sub>CB</sub> = -100V
Emitter cutoff current	I <sub>ebo</sub>	-	-	-10	μA	V <sub>EB</sub> = -5V
Collector-emitter saturation voltage	V <sub>CE(sat)</sub>	-	-0.3	-0.5	V	I <sub>c</sub> /I <sub>B</sub> = -3A/-0.15A
		-	-	-1.2	V	I <sub>c</sub> /I <sub>B</sub> = -4A/-0.2A
Base-emitter saturation voltage	V <sub>BE(sat)</sub>	-	-	-1.5	V	I <sub>c</sub> /I <sub>B</sub> = -3A/-0.15A
		-	-	-1.5	V	I <sub>c</sub> /I <sub>B</sub> = -4A/-0.2A
DC current transfer ratio	h <sub>FE1</sub>	120	-	270	-	V <sub>CE</sub> = -2V, I <sub>c</sub> = -1A
	h <sub>FE2</sub>	40	-	-	-	V <sub>CE</sub> = -2V, I <sub>c</sub> = -3A
Transition frequency	f <sub>T</sub>	-	80	-	MHz	V <sub>CE</sub> = -10V, I <sub>E</sub> = 0.5A, f = 30MHz
Output capacitance	C <sub>ob</sub>	-	130	-	pF	V <sub>CB</sub> = -10V, I <sub>E</sub> = 0A, f = 1MHz
Turn-on time	t <sub>on</sub>	-	-	0.3	μs	I <sub>c</sub> = -3A, R <sub>L</sub> = 10Ω
Storage time	t <sub>stg</sub>	-	-	1.5	μs	I <sub>B1</sub> = -I <sub>B2</sub> = -0.15A
Fall time	t <sub>f</sub>	-	-	0.3	μs	V <sub>CC</sub> ≈ -30V

●Electrical characteristics curves

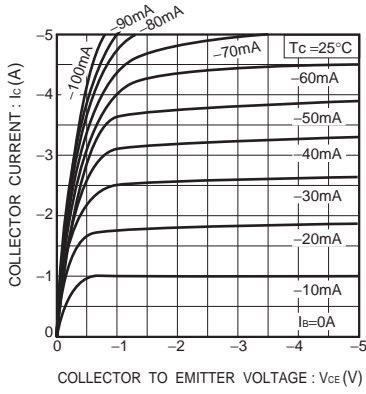


Fig.1 Ground emitter output characteristics

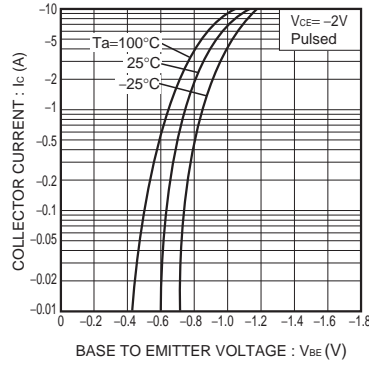


Fig.2 Ground emitter propagation characteristics

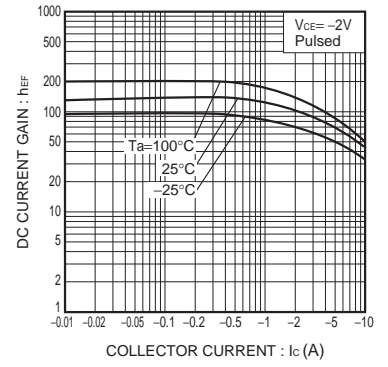


Fig.3 DC current gain vs. collector current

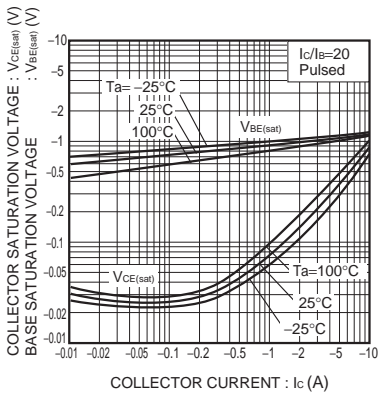


Fig.4 Collector-emitter saturation voltage vs. collector current  
Base-emitter saturation voltage

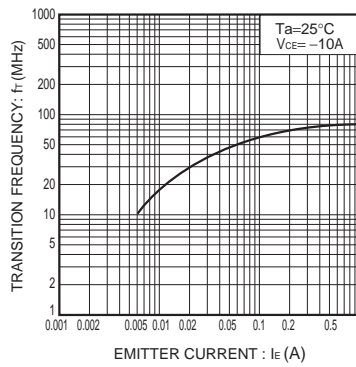


Fig.5 Resistance ratio vs. emitter current

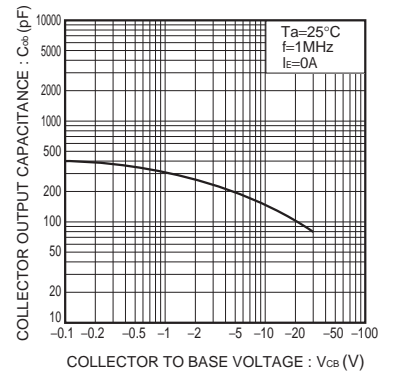


Fig.6 Collector output capacitance vs. collector-base voltage

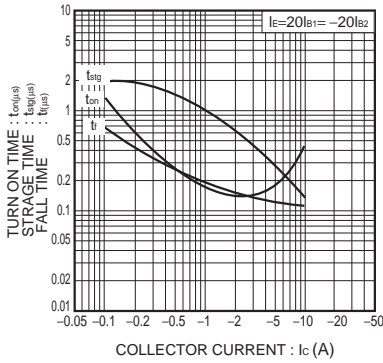


Fig.7 Switching characteristics

## Notes

No copying or reproduction of this document, in part or in whole, is permitted without the consent of ROHM Co.,Ltd.

The content specified herein is subject to change for improvement without notice.

The content specified herein is for the purpose of introducing ROHM's products (hereinafter "Products"). If you wish to use any such Product, please be sure to refer to the specifications, which can be obtained from ROHM upon request.

Examples of application circuits, circuit constants and any other information contained herein illustrate the standard usage and operations of the Products. The peripheral conditions must be taken into account when designing circuits for mass production.

Great care was taken in ensuring the accuracy of the information specified in this document. However, should you incur any damage arising from any inaccuracy or misprint of such information, ROHM shall bear no responsibility for such damage.

The technical information specified herein is intended only to show the typical functions of and examples of application circuits for the Products. ROHM does not grant you, explicitly or implicitly, any license to use or exercise intellectual property or other rights held by ROHM and other parties. ROHM shall bear no responsibility whatsoever for any dispute arising from the use of such technical information.

The Products specified in this document are intended to be used with general-use electronic equipment or devices (such as audio visual equipment, office-automation equipment, communication devices, electronic appliances and amusement devices).

The Products specified in this document are not designed to be radiation tolerant.

While ROHM always makes efforts to enhance the quality and reliability of its Products, a Product may fail or malfunction for a variety of reasons.

Please be sure to implement in your equipment using the Products safety measures to guard against the possibility of physical injury, fire or any other damage caused in the event of the failure of any Product, such as derating, redundancy, fire control and fail-safe designs. ROHM shall bear no responsibility whatsoever for your use of any Product outside of the prescribed scope or not in accordance with the instruction manual.

The Products are not designed or manufactured to be used with any equipment, device or system which requires an extremely high level of reliability the failure or malfunction of which may result in a direct threat to human life or create a risk of human injury (such as a medical instrument, transportation equipment, aerospace machinery, nuclear-reactor controller, fuel-controller or other safety device). ROHM shall bear no responsibility in any way for use of any of the Products for the above special purposes. If a Product is intended to be used for any such special purpose, please contact a ROHM sales representative before purchasing.

If you intend to export or ship overseas any Product or technology specified herein that may be controlled under the Foreign Exchange and the Foreign Trade Law, you will be required to obtain a license or permit under the Law.



Thank you for your accessing to ROHM product informations.  
More detail product informations and catalogs are available, please contact us.

## ROHM Customer Support System

<http://www.rohm.com/contact/>



**Стандарт  
Электрон  
Связь**

Мы молодая и активно развивающаяся компания в области поставок электронных компонентов. Мы поставляем электронные компоненты отечественного и импортного производства напрямую от производителей и с крупнейших складов мира.

Благодаря сотрудничеству с мировыми поставщиками мы осуществляем комплексные и плановые поставки широчайшего спектра электронных компонентов.

Собственная эффективная логистика и склад в обеспечивает надежную поставку продукции в точно указанные сроки по всей России.

Мы осуществляем техническую поддержку нашим клиентам и предпродажную проверку качества продукции. На все поставляемые продукты мы предоставляем гарантию .

Осуществляем поставки продукции под контролем ВП МО РФ на предприятия военно-промышленного комплекса России , а также работаем в рамках 275 ФЗ с открытием отдельных счетов в уполномоченном банке. Система менеджмента качества компании соответствует требованиям ГОСТ ISO 9001.

Минимальные сроки поставки, гибкие цены, неограниченный ассортимент и индивидуальный подход к клиентам являются основой для выстраивания долгосрочного и эффективного сотрудничества с предприятиями радиоэлектронной промышленности, предприятиями ВПК и научно-исследовательскими институтами России.

С нами вы становитесь еще успешнее!

**Наши контакты:**

**Телефон:** +7 812 627 14 35

**Электронная почта:** [sales@st-electron.ru](mailto:sales@st-electron.ru)

**Адрес:** 198099, Санкт-Петербург,  
Промышленная ул, дом № 19, литера Н,  
помещение 100-Н Офис 331