

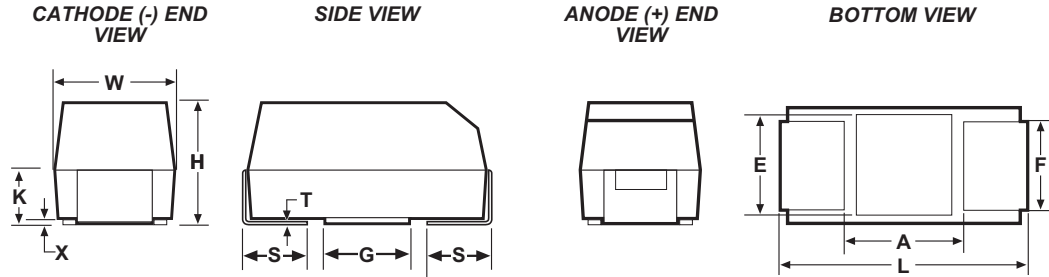
KEMET CHARGED: CONDUCTIVE POLYMER CHIP CAPACITORS

T520 Series - KO Cap

FEATURES

- Polymer Cathode Technology
- Low ESR
- High Frequency Cap Retention
- No-Ignition Failure Mode
- Use Up to 90% of Rated Voltage (10% Derating) for part types ≤ 10 Volts
- Halogen Free Epoxy
- 100% Accelerated Steady State Aging
- Volumetrically Efficient
- Use Up to 80% of Rated Voltage (20% Derating) for part types > 10 Volts
- Capacitance 15 to 1000 μ F ($\pm 20\%$)
- Voltage 2V to 25V
- EIA Standard Case Sizes
- 100% Surge Current Tested
- Operating Temperature -55°C to +105°C
- Self Healing Mechanism
- RoHS Compliant & Leadfree Terminations (see www.kemet.com for lead transition)

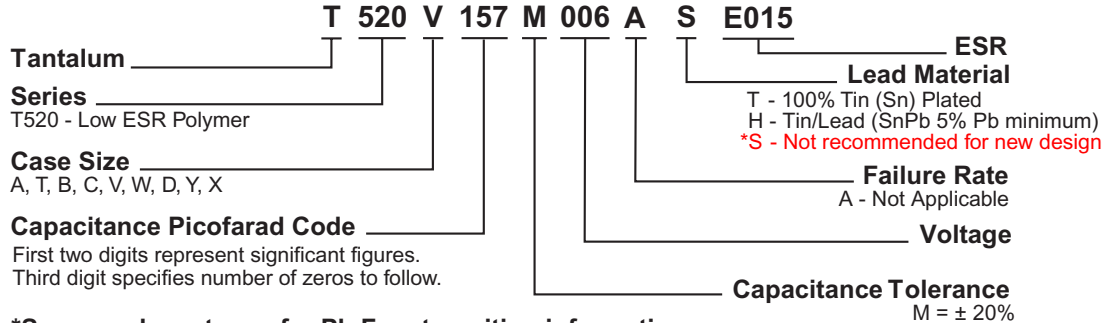
OUTLINE DRAWING



DIMENSIONS - MILLIMETERS

| Case Size | | L | W | H | K ± 0.20 | F ± 0.1 | S ± 0.3 | X(Ref) | T(Ref) | A(Min) | G(ref) | E(ref) |
|-----------|---------|---------------|---------------|---------------|--------------|-------------|-------------|-----------------|--------|--------|--------|--------|
| KEMET | EIA | | | | | | | | | | | |
| A | 3216-18 | 3.2 ± 0.2 | 1.6 ± 0.2 | 1.6 ± 0.2 | 0.9 | 1.2 | 0.8 | 0.10 ± 0.10 | 0.13 | 1.4 | 1.1 | 1.3 |
| T | 3528-12 | 3.5 ± 0.2 | 2.8 ± 0.2 | 1.2 max | 0.3 | 2.2 | 0.8 | 0.05 | 0.13 | 2.1 | 1.8 | 2.2 |
| B | 3528-21 | 3.5 ± 0.2 | 2.8 ± 0.2 | 1.9 ± 0.2 | 0.9 | 2.2 | 0.8 | 0.10 ± 0.10 | 0.13 | 2.1 | 1.8 | 2.2 |
| C | 6032-28 | 6.0 ± 0.3 | 3.2 ± 0.3 | 2.5 ± 0.3 | 1.4 | 2.2 | 1.3 | 0.10 ± 0.10 | 0.13 | 3.1 | 2.8 | 2.4 |
| U | 6032-15 | 6.0 ± 0.3 | 3.2 ± 0.3 | 1.5 max | 0.5 | 2.2 | 1.3 | 0.05 | 0.13 | 3.1 | 2.8 | 2.4 |
| W | 7343-15 | 7.3 ± 0.3 | 4.3 ± 0.3 | 1.5 max | 0.6 | 2.4 | 1.3 | 0.05 | 0.13 | 3.8 | 3.5 | 3.5 |
| V | 7343-20 | 7.3 ± 0.3 | 4.3 ± 0.3 | 1.9 max | 0.9 | 2.4 | 1.3 | 0.05 | 0.13 | 3.8 | 3.5 | 3.5 |
| D | 7343-31 | 7.3 ± 0.3 | 4.3 ± 0.3 | 2.8 ± 0.3 | 1.5 | 2.4 | 1.3 | 0.10 ± 0.10 | 0.13 | 3.8 | 3.5 | 3.5 |
| Y | 7343-40 | 7.3 ± 0.3 | 4.3 ± 0.3 | 4.0 max | 1.9 | 2.4 | 1.3 | 0.10 ± 0.10 | 0.13 | 3.8 | 3.5 | 3.5 |
| X | 7343-43 | 7.3 ± 0.3 | 4.3 ± 0.3 | 4.0 ± 0.3 | 2.3 | 2.4 | 1.3 | 0.10 ± 0.10 | 0.13 | 3.8 | 3.5 | 3.5 |

T520 ORDERING INFORMATION

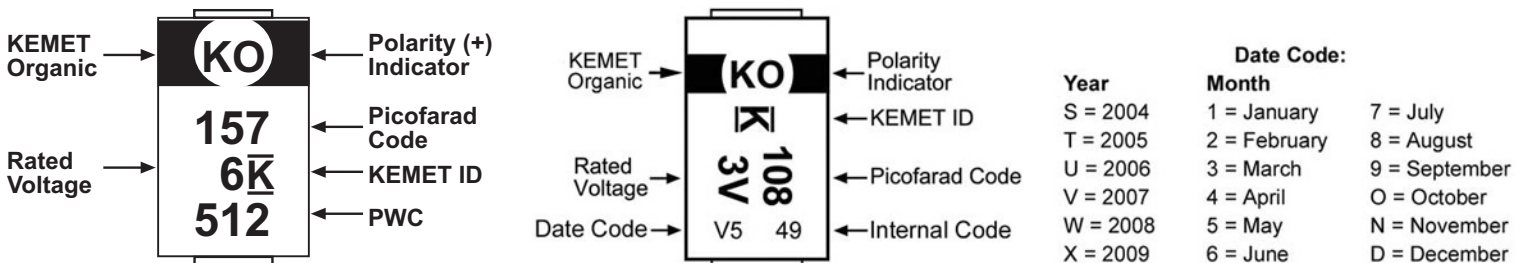


*See www.kemet.com for Pb Free transition information.

*Pb-free supply is not guaranteed with the 'S' termination code.

This termination code not available effective 15 July 2007.

COMPONENT MARKING



512 = 12th week of 2005

T520 RATINGS & PART NUMBER REFERENCE

| Capacitance μ F | Case Size | KEMET Part Number | DC Leakage μ A @ 25°C Max | DF% @ 25°C 120 Hz Max | ESR m Ω @ 25°C 100 kHz Max | Ripple Current Arms @ 100 kHz Max | |
|--------------------------------|-----------|----------------------|-------------------------------|-----------------------|-----------------------------------|------------------------------------|----------------------------|
| | | | | | | w/ Δ T=20°C @ -55°C to 85°C | w/ Δ T= 2°C @ 105°C |
| 2 Volt Rating @ 105°C | | | | | | | |
| 470.0 | V | T520V477M002A(1)E040 | 94 | 10 | 40 | 1.8 | 0.6 |
| 2.5 Volt Rating @ 105°C | | | | | | | |
| 47.0 | A | T520A476M2R5A(1)E090 | 12 | 8 | 90 | 0.9 | 0.3 |
| 56.0 | T | T520T566M2R5A(1)E040 | 14 | 8 | 40 | 1.3 | 0.4 |
| 56.0 | T | T520T566M2R5A(1)E070 | 14 | 8 | 70 | 1.0 | 0.3 |
| 68.0 | A | T520A686M2R5A(1)E070 | 17 | 8 | 70 | 1.0 | 0.3 |
| 68.0 | A | T520A686M2R5A(1)E080 | 17 | 8 | 80 | 1.0 | 0.3 |
| 100.0 | T | T520T107M2R5A(1)E070 | 25 | 8 | 70 | 1.0 | 0.3 |
| 100.0 | B | T520B107M2R5A(1)E025 | 25 | 8 | 25 | 1.8 | 0.6 |
| 100.0 | B | T520B107M2R5A(1)E035 | 25 | 8 | 35 | 1.6 | 0.5 |
| 100.0 | B | T520B107M2R5A(1)E040 | 25 | 8 | 40 | 1.5 | 0.5 |
| 100.0 | B | T520B107M2R5A(1)E070 | 25 | 8 | 70 | 1.1 | 0.3 |
| 150.0 | U | T520U157M2R5A(1)E055 | 38 | 8 | 55 | 1.3 | 0.4 |
| 220.0 | B | T520B227M2R5A(1)E025 | 55 | 8 | 25 | 1.8 | 0.6 |
| 220.0 | B | T520B227M2R5A(1)E030 | 55 | 8 | 30 | 1.7 | 0.5 |
| 220.0 | B | T520B227M2R5A(1)E035 | 55 | 8 | 35 | 1.6 | 0.5 |
| 220.0 | B | T520B227M2R5A(1)E070 | 55 | 8 | 70 | 1.1 | 0.3 |
| 220.0 | C | T520C227M2R5A(1)E025 | 55 | 8 | 25 | 2.1 | 0.7 |
| 220.0 | C | T520C227M2R5A(1)E045 | 55 | 8 | 45 | 1.6 | 0.5 |
| 220.0 | V | T520V227M2R5A(1)E007 | 55 | 10 | 7 | 4.2 | 1.3 |
| 220.0 | V | T520V227M2R5A(1)E009 | 55 | 10 | 9 | 3.7 | 1.2 |
| 220.0 | V | T520V227M2R5A(1)E012 | 55 | 10 | 12 | 3.2 | 1.0 |
| 220.0 | V | T520V227M2R5A(1)E015 | 55 | 10 | 15 | 2.9 | 0.9 |
| 220.0 | V | T520V227M2R5A(1)E025 | 55 | 10 | 25 | 2.2 | 0.7 |
| 220.0 | V | T520V227M2R5A(1)E045 | 55 | 10 | 45 | 1.7 | 0.5 |
| 220.0 | D | T520D227M2R5A(1)E007 | 55 | 10 | 7 | 4.6 | 1.5 |
| 220.0 | D | T520D227M2R5A(1)E040 | 55 | 10 | 40 | 1.9 | 0.6 |
| 330.0 | B | T520B337M2R5A(1)E045 | 83 | 8 | 45 | 1.4 | 0.4 |
| 330.0 | B | T520B337M2R5A(1)E070 | 83 | 8 | 70 | 1.1 | 0.3 |
| 330.0 | C | T520C337M2R5A(1)E015 | 83 | 8 | 15 | 2.7 | 0.8 |
| 330.0 | C | T520C337M2R5A(1)E018 | 83 | 8 | 18 | 2.4 | 0.8 |
| 330.0 | C | T520C337M2R5A(1)E025 | 83 | 8 | 25 | 2.1 | 0.7 |
| 330.0 | C | T520C337M2R5A(1)E045 | 83 | 8 | 45 | 1.6 | 0.5 |
| 330.0 | W | T520W337M2R5A(1)E040 | 83 | 10 | 40 | 1.7 | 0.5 |
| 330.0 | V | T520V337M2R5A(1)E006 | 83 | 10 | 6 | 4.6 | 1.4 |
| 330.0 | V | T520V337M2R5A(1)E007 | 83 | 10 | 7 | 4.2 | 1.3 |
| 330.0 | V | T520V337M2R5A(1)E009 | 83 | 10 | 9 | 3.7 | 1.2 |
| 330.0 | V | T520V337M2R5A(1)E012 | 83 | 10 | 12 | 3.2 | 1.0 |
| 330.0 | V | T520V337M2R5A(1)E015 | 83 | 10 | 15 | 2.9 | 0.9 |
| 330.0 | V | T520V337M2R5A(1)E018 | 83 | 10 | 18 | 2.6 | 0.8 |
| 330.0 | V | T520V337M2R5A(1)E025 | 83 | 10 | 25 | 2.2 | 0.7 |
| 330.0 | V | T520V337M2R5A(1)E040 | 83 | 10 | 40 | 1.8 | 0.6 |
| 330.0 | D | T520D337M2R5A(1)E006 | 83 | 10 | 6 | 5.0 | 1.7 |
| 330.0 | D | T520D337M2R5A(1)E007 | 83 | 10 | 7 | 4.6 | 1.5 |
| 470.0 | V | T520V477M2R5A(1)E007 | 118 | 10 | 7 | 4.2 | 1.3 |
| 470.0 | V | T520V477M2R5A(1)E009 | 118 | 10 | 9 | 3.7 | 1.2 |
| 470.0 | V | T520V477M2R5A(1)E012 | 118 | 10 | 12 | 3.2 | 1.0 |
| 470.0 | V | T520V477M2R5A(1)E015 | 118 | 10 | 15 | 2.9 | 0.9 |
| 470.0 | V | T520V477M2R5A(1)E018 | 118 | 10 | 18 | 2.6 | 0.8 |
| 470.0 | C | T520C477M2R5A(1)E025 | 118 | 8 | 25 | 2.0 | 0.6 |
| 470.0 | C | T520C477M2R5A(1)E045 | 118 | 8 | 45 | 1.5 | 0.5 |
| 470.0 | D | T520D477M2R5A(1)E006 | 118 | 10 | 6 | 5.0 | 1.7 |
| 470.0 | D | T520D477M2R5A(1)E007 | 118 | 10 | 7 | 4.6 | 1.5 |
| 470.0 | D | T520D477M2R5A(1)E009 | 118 | 10 | 9 | 4.1 | 1.3 |
| 680.0 | D | T520D687M2R5A(1)E010 | 170 | 10 | 10 | 3.9 | 1.2 |
| 680.0 | D | T520D687M2R5A(1)E015 | 170 | 10 | 15 | 3.2 | 1.0 |
| 680.0 | D | T520D687M2R5A(1)E040 | 170 | 10 | 40 | 1.9 | 0.6 |
| 680.0 | Y | T520Y687M2R5A(1)E015 | 170 | 10 | 15 | 3.3 | 1.0 |
| 680.0 | Y | T520Y687M2R5A(1)E025 | 170 | 10 | 25 | 2.5 | 0.8 |
| 1000.0 | D | T520D108M2R5A(1)E015 | 250 | 8 | 15 | 3.2 | 1.1 |
| 1000.0 | D | T520D108M2R5A(1)E030 | 250 | 10 | 30 | 2.2 | 0.7 |
| 1000.0 | Y | T520Y108M2R5A(1)E010 | 250 | 10 | 10 | 4.0 | 1.3 |
| 1000.0 | Y | T520Y108M2R5A(1)E015 | 250 | 10 | 15 | 3.3 | 1.0 |
| 1000.0 | Y | T520Y108M2R5A(1)E025 | 250 | 10 | 25 | 2.5 | 0.8 |
| 1000.0 | X | T520X108M2R5A(1)E010 | 250 | 10 | 10 | 4.1 | 1.3 |
| 3 Volt Rating @ 105°C | | | | | | | |
| 100.0 | B | T520B107M003A(1)E025 | 30 | 8 | 25 | 1.8 | 0.6 |
| 100.0 | B | T520B107M003A(1)E035 | 30 | 8 | 35 | 1.6 | 0.5 |
| 100.0 | B | T520B107M003A(1)E040 | 30 | 8 | 40 | 1.5 | 0.5 |
| 100.0 | B | T520B107M003A(1)E070 | 30 | 8 | 70 | 1.1 | 0.3 |
| 150.0 | B | T520B157M003A(1)E035 | 45 | 8 | 35 | 1.6 | 0.5 |
| 150.0 | B | T520B157M003A(1)E040 | 45 | 8 | 40 | 1.5 | 0.5 |
| 150.0 | B | T520B157M003A(1)E070 | 45 | 8 | 70 | 1.1 | 0.3 |
| 330.0 | V | T520V337M003A(1)E009 | 99 | 10 | 9 | 3.7 | 1.2 |
| 330.0 | V | T520V337M003A(1)E012 | 99 | 10 | 12 | 3.2 | 1.0 |
| 330.0 | V | T520V337M003A(1)E015 | 99 | 10 | 15 | 2.9 | 0.9 |
| 330.0 | V | T520V337M003A(1)E025 | 99 | 10 | 25 | 2.2 | 0.7 |
| 680.0 | D | T520D687M003A(1)E015 | 204 | 10 | 15 | 3.2 | 1.0 |
| 680.0 | D | T520D687M003A(1)E040 | 204 | 10 | 40 | 1.9 | 0.6 |
| 1000.0 | X | T520X108M003A(1)E015 | 300 | 10 | 15 | 3.3 | 1.0 |
| 1000.0 | X | T520X108M003A(1)E030 | 300 | 10 | 30 | 2.3 | 0.7 |
| 4 Volt Rating @ 105°C | | | | | | | |
| 15.0 | T | T520T156M004A(1)E100 | 6 | 8 | 100 | 0.8 | 0.3 |
| 33.0 | A | T520A336M004A(1)E070 | 13 | 8 | 70 | 1.0 | 0.3 |
| 33.0 | A | T520A336M004A(1)E080 | 13 | 8 | 80 | 1.0 | 0.3 |
| 47.0 | A | T520A476M004A(1)E070 | 19 | 8 | 70 | 1.0 | 0.3 |
| 47.0 | A | T520A476M004A(1)E080 | 19 | 8 | 80 | 1.0 | 0.3 |
| 47.0 | T | T520T476M004A(1)E070 | 19 | 8 | 70 | 1.0 | 0.3 |
| 68.0 | T | T520T686M004A(1)E070 | 27 | 8 | 70 | 1.0 | 0.3 |
| 68.0 | B | T520B686M004A(1)E035 | 27 | 8 | 35 | 1.6 | 0.5 |
| 68.0 | B | T520B686M004A(1)E040 | 27 | 8 | 40 | 1.5 | 0.5 |
| 68.0 | B | T520B686M004A(1)E070 | 27 | 8 | 70 | 1.1 | 0.3 |
| 68.0 | U | T520U686M004A(1)E055 | 27 | 8 | 55 | 1.3 | 0.4 |
| 100.0 | B | T520B107M004A(1)E025 | 40 | 8 | 25 | 1.8 | 0.6 |
| 100.0 | B | T520B107M004A(1)E035 | 40 | 8 | 35 | 1.6 | 0.5 |
| 100.0 | B | T520B107M004A(1)E040 | 40 | 8 | 40 | 1.5 | 0.5 |
| 100.0 | B | T520B107M004A(1)E070 | 40 | 8 | 70 | 1.1 | 0.3 |
| 100.0 | U | T520U107M004A(1)E055 | 40 | 8 | 55 | 1.3 | 0.4 |

(1) To complete KEMET part number, insert letter designation for lead material from page 50. Higher voltage ratings and tighter tolerance product may be substituted with the same size as KEMET's option. Voltage substitutions will be marked with the higher voltage rating.

Conductive Polymer Surface Mount

T520 RATINGS & PART NUMBER REFERENCE

| Capacitance μ F | Case Size | KEMET Part Number | DC Leakage μ A @ 25°C Max | DF% @ 25°C 120 Hz Max | ESR m Ω @ 25°C 100 kHz Max | Ripple Current Arms @ 100 kHz Max | |
|------------------------------------|-----------|----------------------|-------------------------------|-----------------------|-----------------------------------|------------------------------------|----------------------------|
| | | | | | | w/ Δ T=20°C @ -55°C to 85°C | w/ Δ T= 2°C @ 105°C |
| 4 Volt Rating @ 105°C cont. | | | | | | | |
| 150.0 | B | T520B157M004A(1)E035 | 60 | 8 | 35 | 1.6 | 0.5 |
| 150.0 | B | T520B157M004A(1)E040 | 60 | 8 | 40 | 1.5 | 0.5 |
| 150.0 | B | T520B157M004A(1)E070 | 60 | 8 | 70 | 1.1 | 0.3 |
| 150.0 | U | T520U157M004A(1)E055 | 60 | 8 | 55 | 1.3 | 0.4 |
| 150.0 | C | T520C157M004A(1)E015 | 60 | 8 | 15 | 2.7 | 0.9 |
| 150.0 | C | T520C157M004A(1)E025 | 60 | 8 | 25 | 2.1 | 0.7 |
| 150.0 | C | T520C157M004A(1)E045 | 60 | 8 | 45 | 1.6 | 0.5 |
| 150.0 | C | T520C157M004A(1)E100 | 60 | 8 | 100 | 1.0 | 0.3 |
| 150.0 | V | T520V157M004A(1)E007 | 60 | 10 | 7 | 4.2 | 1.3 |
| 150.0 | V | T520V157M004A(1)E009 | 60 | 10 | 9 | 3.7 | 1.2 |
| 150.0 | V | T520V157M004A(1)E012 | 60 | 10 | 12 | 3.2 | 1.0 |
| 150.0 | V | T520V157M004A(1)E015 | 60 | 10 | 15 | 2.9 | 0.9 |
| 150.0 | V | T520V157M004A(1)E025 | 60 | 10 | 25 | 2.2 | 0.7 |
| 150.0 | D | T520D157M004A(1)E007 | 60 | 10 | 7 | 4.6 | 1.5 |
| 220.0 | B | T520B227M004A(1)E035 | 88 | 8 | 35 | 1.6 | 0.5 |
| 220.0 | B | T520B227M004A(1)E045 | 88 | 8 | 45 | 1.4 | 0.4 |
| 220.0 | B | T520B227M004A(1)E070 | 88 | 8 | 70 | 1.1 | 0.3 |
| 220.0 | C | T520C227M004A(1)E015 | 88 | 8 | 15 | 2.7 | 0.9 |
| 220.0 | C | T520C227M004A(1)E018 | 88 | 8 | 18 | 2.5 | 0.8 |
| 220.0 | C | T520C227M004A(1)E025 | 88 | 8 | 25 | 2.1 | 0.7 |
| 220.0 | C | T520C227M004A(1)E045 | 88 | 8 | 45 | 1.6 | 0.5 |
| 220.0 | C | T520C227M004A(1)E055 | 88 | 8 | 55 | 1.4 | 0.4 |
| 220.0 | W | T520W227M004A(1)E040 | 88 | 10 | 40 | 1.7 | 0.5 |
| 220.0 | V | T520V227M004A(1)E007 | 88 | 10 | 7 | 4.2 | 1.3 |
| 220.0 | V | T520V227M004A(1)E009 | 88 | 10 | 9 | 3.7 | 1.2 |
| 220.0 | V | T520V227M004A(1)E012 | 88 | 10 | 12 | 3.2 | 1.0 |
| 220.0 | V | T520V227M004A(1)E015 | 88 | 10 | 15 | 2.9 | 0.9 |
| 220.0 | V | T520V227M004A(1)E018 | 88 | 10 | 18 | 2.6 | 0.8 |
| 220.0 | V | T520V227M004A(1)E025 | 88 | 10 | 25 | 2.2 | 0.7 |
| 220.0 | V | T520V227M004A(1)E040 | 88 | 10 | 40 | 1.8 | 0.6 |
| 220.0 | V | T520V227M004A(1)E045 | 88 | 10 | 45 | 1.7 | 0.5 |
| 220.0 | D | T520D227M004A(1)E006 | 88 | 10 | 6 | 5.0 | 1.7 |
| 220.0 | D | T520D227M004A(1)E007 | 88 | 10 | 7 | 4.6 | 1.5 |
| 220.0 | D | T520D227M004A(1)E012 | 88 | 10 | 12 | 3.5 | 1.1 |
| 220.0 | D | T520D227M004A(1)E065 | 88 | 10 | 65 | 1.5 | 0.5 |
| 330.0 | C | T520C337M004A(1)E025 | 132 | 8 | 25 | 2.0 | 0.6 |
| 330.0 | V | T520V337M004A(1)E007 | 132 | 10 | 7 | 4.2 | 1.3 |
| 330.0 | V | T520V337M004A(1)E009 | 132 | 10 | 9 | 3.7 | 1.2 |
| 330.0 | V | T520V337M004A(1)E012 | 132 | 10 | 12 | 3.2 | 1.0 |
| 330.0 | V | T520V337M004A(1)E018 | 132 | 10 | 18 | 2.6 | 0.8 |
| 330.0 | V | T520V337M004A(1)E025 | 132 | 10 | 25 | 2.2 | 0.7 |
| 330.0 | V | T520V337M004A(1)E040 | 132 | 10 | 40 | 1.8 | 0.6 |
| 330.0 | D | T520D337M004A(1)E006 | 132 | 10 | 6 | 5.0 | 1.7 |
| 330.0 | D | T520D337M004A(1)E007 | 132 | 10 | 7 | 4.6 | 1.5 |
| 330.0 | D | T520D337M004A(1)E009 | 132 | 10 | 9 | 4.1 | 1.3 |
| 330.0 | D | T520D337M004A(1)E012 | 132 | 10 | 12 | 3.5 | 1.1 |
| 330.0 | D | T520D337M004A(1)E015 | 132 | 10 | 15 | 3.2 | 1.0 |
| 330.0 | D | T520D337M004A(1)E040 | 132 | 10 | 40 | 1.9 | 0.6 |
| 330.0 | D | T520D337M004A(1)E045 | 132 | 8 | 45 | 1.5 | 0.5 |
| 470.0 | D | T520D477M004A(1)E010 | 188 | 10 | 10 | 3.9 | 1.2 |
| 470.0 | D | T520D477M004A(1)E012 | 188 | 10 | 12 | 3.5 | 1.1 |
| 470.0 | D | T520D477M004A(1)E015 | 188 | 10 | 15 | 3.2 | 1.0 |
| 470.0 | D | T520D477M004A(1)E018 | 188 | 10 | 18 | 2.9 | 0.9 |
| 470.0 | D | T520D477M004A(1)E025 | 188 | 10 | 25 | 2.4 | 0.8 |
| 470.0 | D | T520D477M004A(1)E040 | 188 | 10 | 40 | 1.9 | 0.6 |
| 680.0 | D | T520D687M004A(1)E012 | 272 | 10 | 12 | 3.5 | 1.2 |
| 680.0 | D | T520D687M004A(1)E015 | 272 | 10 | 15 | 3.2 | 1.1 |
| 680.0 | D | T520D687M004A(1)E025 | 272 | 10 | 25 | 2.4 | 0.8 |
| 680.0 | Y | T520Y687M004A(1)E010 | 272 | 10 | 10 | 4.0 | 1.3 |
| 680.0 | Y | T520Y687M004A(1)E015 | 272 | 10 | 15 | 3.3 | 1.0 |
| 680.0 | Y | T520Y687M004A(1)E025 | 272 | 10 | 25 | 2.5 | 0.8 |
| 680.0 | X | T520X687M004A(1)E010 | 272 | 10 | 10 | 4.1 | 1.3 |
| 680.0 | X | T520X687M004A(1)E015 | 272 | 10 | 15 | 3.3 | 1.0 |
| 680.0 | X | T520X687M004A(1)E035 | 272 | 10 | 35 | 2.2 | 0.7 |
| 6.3 Volt Rating @ 105°C | | | | | | | |
| 15.0 | T | T520T156M006A(1)E100 | 9.5 | 8 | 100 | 0.8 | 0.3 |
| 22.0 | A | T520A226M006A(1)E090 | 14 | 8 | 90 | 0.9 | 0.3 |
| 22.0 | A | T520A226M006A(1)E100 | 14 | 8 | 100 | 0.9 | 0.3 |
| 33.0 | A | T520A336M006A(1)E070 | 21 | 8 | 70 | 1.0 | 0.3 |
| 33.0 | A | T520A336M006A(1)E080 | 21 | 8 | 80 | 1.0 | 0.3 |
| 33.0 | T | T520T336M006A(1)E070 | 21 | 8 | 70 | 0.9 | 0.4 |
| 33.0 | B | T520B336M006A(1)E035 | 21 | 8 | 35 | 1.5 | 0.5 |
| 33.0 | B | T520B336M006A(1)E040 | 21 | 8 | 40 | 1.5 | 0.5 |
| 33.0 | B | T520B336M006A(1)E070 | 21 | 8 | 70 | 1.1 | 0.3 |
| 47.0 | T | T520T476M006A(1)E040 | 30 | 8 | 40 | 1.3 | 0.4 |
| 47.0 | T | T520T476M006A(1)E070 | 30 | 8 | 70 | 1.0 | 0.3 |
| 47.0 | B | T520B476M006A(1)E035 | 30 | 8 | 35 | 1.6 | 0.5 |
| 47.0 | B | T520B476M006A(1)E040 | 30 | 8 | 40 | 1.5 | 0.5 |
| 47.0 | B | T520B476M006A(1)E070 | 30 | 8 | 70 | 1.1 | 0.3 |
| 68.0 | B | T520B686M006A(1)E025 | 43 | 8 | 25 | 1.8 | 0.6 |
| 68.0 | B | T520B686M006A(1)E035 | 43 | 8 | 35 | 2.4 | 0.5 |
| 68.0 | B | T520B686M006A(1)E040 | 43 | 8 | 40 | 1.5 | 0.5 |
| 68.0 | B | T520B686M006A(1)E070 | 43 | 8 | 70 | 1.1 | 0.3 |
| 68.0 | U | T520U686M006A(1)E055 | 43 | 8 | 55 | 1.3 | 0.4 |
| 100.0 | B | T520B107M006A(1)E040 | 63 | 8 | 40 | 1.5 | 0.5 |
| 100.0 | B | T520B107M006A(1)E045 | 63 | 8 | 45 | 1.4 | 0.4 |
| 100.0 | B | T520B107M006A(1)E070 | 63 | 8 | 70 | 1.1 | 0.3 |
| 100.0 | U | T520U107M006A(1)E055 | 63 | 8 | 55 | 1.3 | 0.4 |
| 100.0 | W | T520W107M006A(1)E040 | 63 | 10 | 40 | 1.7 | 0.5 |
| 100.0 | V | T520V107M006A(1)E007 | 63 | 10 | 7 | 4.2 | 1.3 |
| 100.0 | V | T520V107M006A(1)E009 | 63 | 10 | 9 | 3.7 | 1.2 |
| 100.0 | V | T520V107M006A(1)E012 | 63 | 10 | 12 | 3.2 | 1.0 |
| 100.0 | V | T520V107M006A(1)E015 | 63 | 10 | 15 | 2.9 | 0.9 |
| 100.0 | V | T520V107M006A(1)E045 | 63 | 10 | 45 | 1.7 | 0.5 |
| 100.0 | C | T520C107M006A(1)E025 | 63 | 8 | 25 | 2.1 | 0.7 |
| 100.0 | C | T520C107M006A(1)E045 | 63 | 8 | 45 | 1.6 | 0.5 |
| 100.0 | D | T520D107M006A(1)E007 | 63 | 10 | 7 | 4.6 | 1.5 |
| 120.0 | B | T520B127M006A(1)E035 | 78 | 8 | 35 | 1.5 | 0.5 |
| 150.0 | B | T520B157M006A(1)E035 | 95 | 8 | 35 | 1.6 | 0.5 |
| 150.0 | B | T520B157M006A(1)E045 | 95 | 8 | 45 | 1.4 | 0.4 |
| 150.0 | B | T520B157M006A(1)E070 | 95 | 8 | 70 | 1.1 | 0.3 |
| 150.0 | C | T520C157M006A(1)E025 | 95 | 8 | 25 | 2.1 | 0.7 |
| 150.0 | C | T520C157M006A(1)E045 | 95 | 8 | 45 | 1.6 | 0.5 |
| 150.0 | W | T520W157M006A(1)E040 | 95 | 10 | 40 | 1.7 | 0.5 |
| 150.0 | V | T520V157M006A(1)E007 | 95 | 10 | 7 | 4.2 | 1.3 |
| 150.0 | V | T520V157M006A(1)E009 | 95 | 10 | 9 | 3.7 | 1.2 |
| 150.0 | V | T520V157M006A(1)E012 | 95 | 10 | 12 | 3.2 | 1.0 |
| 150.0 | V | T520V157M006A(1)E015 | 95 | 10 | 15 | 2.9 | 0.9 |
| 150.0 | V | T520V157M006A(1)E025 | 95 | 10 | 25 | 2.2 | 0.7 |
| 150.0 | V | T520V157M006A(1)E040 | 95 | 10 | 40 | 1.8 | 0.6 |
| 150.0 | V | T520V157M006A(1)E045 | 95 | 10 | 45 | 1.7 | 0.5 |
| 150.0 | D | T520D157M006A(1)E006 | 95 | 10 | 6 | 5.0 | 1.7 |
| 150.0 | D | T520D157M006A(1)E007 | 95 | 10 | 7 | 4.6 | 1.5 |
| 150.0 | D | T520D157M006A(1)E015 | 95 | 10 | 15 | 3.2 | 1.0 |
| 150.0 | D | T520D157M006A(1)E025 | 95 | 10 | 25 | 2.4 | 0.8 |
| 150.0 | D | T520D157M006A(1)E055 | 95 | 10 | 55 | 1.7 | 0.5 |
| 220.0 | C | T520C227M006A(1)E015 | 139 | 8 | 15 | 2.7 | 0.9 |
| 220.0 | C | T520C227M006A(1)E018 | 139 | 8 | 18 | 2.5 | 0.8 |
| 220.0 | C | T520C227M006A(1)E025 | 139 | 8 | 25 | 2.0 | 0.7 |
| 220.0 | C | T520C227M006A(1)E045 | 139 | 8 | 45 | 1.5 | 0.5 |

(1) To complete KEMET part number, insert letter designation for lead material from page 50. Higher voltage ratings and tighter tolerance product may be substituted with the same size as KEMET's option. Voltage substitutions will be marked with the higher voltage rating.

CONDUCTIVE POLYMER CHIP CAPACITORS

T520 Series - KO Cap



T520 RATINGS & PART NUMBER REFERENCE

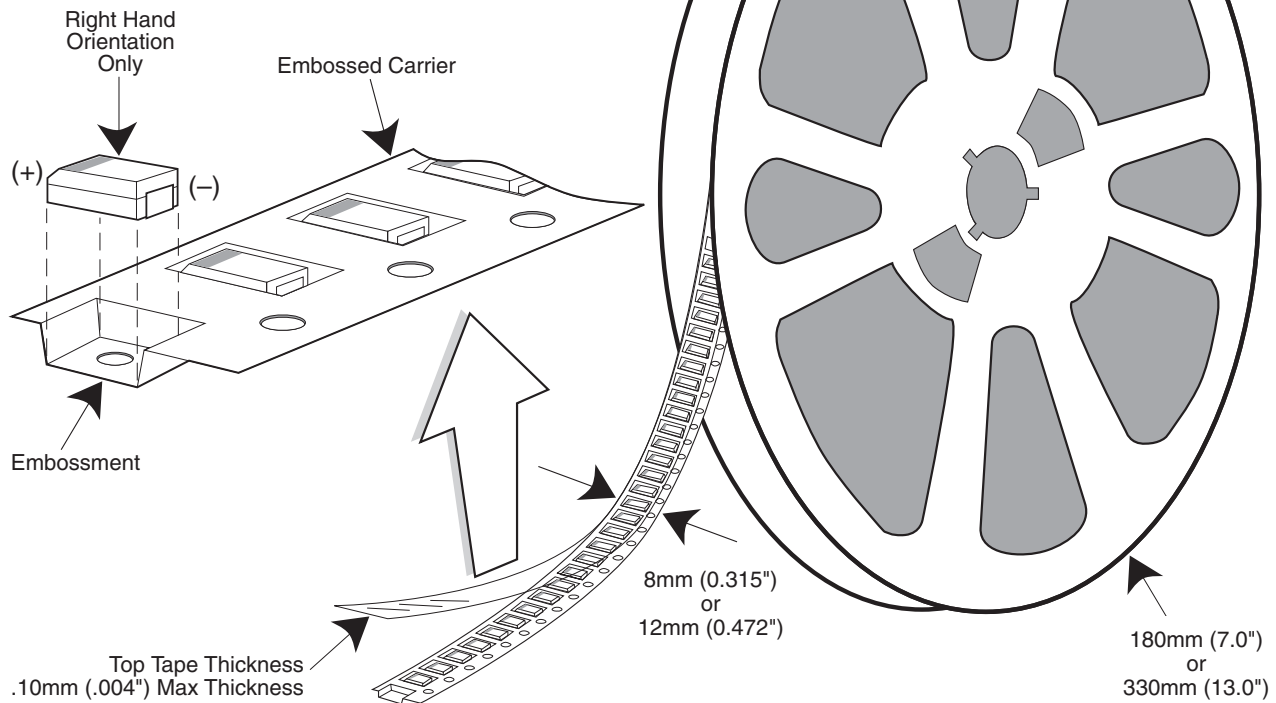
| Capacitance μ F | Case Size | KEMET Part Number | DC Leakage μ A @ 25°C Max | DF% @ 25°C 120 Hz Max | ESR m Ω @ 25°C 100 kHz Max | Ripple Current Arms @ 100 kHz Max | |
|--------------------------------------|-----------|----------------------|-------------------------------|-----------------------|-----------------------------------|-----------------------------------|-------------------|
| | | | | | | w/AT=20°C @ -55°C to 85°C | w/AT= 2°C @ 105°C |
| 6.3 Volt Rating @ 105°C cont. | | | | | | | |
| 220.0 | V | T520V227M006A(1)E007 | 139 | 10 | 7 | 4.2 | 1.3 |
| 220.0 | V | T520V227M006A(1)E009 | 139 | 10 | 9 | 3.7 | 1.2 |
| 220.0 | V | T520V227M006A(1)E012 | 139 | 10 | 12 | 3.2 | 1.0 |
| 220.0 | V | T520V227M006A(1)E015 | 139 | 10 | 15 | 2.9 | 0.9 |
| 220.0 | V | T520V227M006A(1)E025 | 139 | 10 | 25 | 2.2 | 0.7 |
| 220.0 | V | T520V227M006A(1)E040 | 139 | 10 | 40 | 1.8 | 0.6 |
| 220.0 | D | T520D227M006A(1)E006 | 139 | 10 | 6 | 5.0 | 1.7 |
| 220.0 | D | T520D227M006A(1)E007 | 139 | 10 | 7 | 4.6 | 1.5 |
| 220.0 | D | T520D227M006A(1)E009 | 139 | 10 | 9 | 4.1 | 1.3 |
| 220.0 | D | T520D227M006A(1)E015 | 139 | 10 | 15 | 3.2 | 1.0 |
| 220.0 | D | T520D227M006A(1)E040 | 139 | 10 | 40 | 1.9 | 0.6 |
| 220.0 | D | T520D227M006A(1)E050 | 139 | 10 | 50 | 1.7 | 0.5 |
| 6.3 Volt Rating @ 105°C | | | | | | | |
| 330.0 | V | T520V337M006A(1)E015 | 208 | 10 | 15 | 2.8 | 0.9 |
| 330.0 | V | T520V337M006A(1)E018 | 208 | 10 | 18 | 2.6 | 0.8 |
| 330.0 | V | T520V337M006A(1)E025 | 208 | 10 | 25 | 2.2 | 0.7 |
| 330.0 | V | T520V337M006A(1)E040 | 208 | 10 | 40 | 1.8 | 0.6 |
| 330.0 | V | T520V337M006A(1)E045 | 208 | 10 | 45 | 1.7 | 0.5 |
| 330.0 | D | T520D337M006A(1)E009 | 208 | 10 | 9 | 4.1 | 1.4 |
| 330.0 | D | T520D337M006A(1)E010 | 208 | 10 | 10 | 3.9 | 1.2 |
| 330.0 | D | T520D337M006A(1)E015 | 208 | 10 | 15 | 3.2 | 1.1 |
| 330.0 | D | T520D337M006A(1)E018 | 208 | 10 | 18 | 2.9 | 0.9 |
| 330.0 | D | T520D337M006A(1)E025 | 208 | 10 | 25 | 2.4 | 0.8 |
| 330.0 | D | T520D337M006A(1)E040 | 208 | 10 | 40 | 1.9 | 0.6 |
| 330.0 | D | T520D337M006A(1)E045 | 208 | 10 | 45 | 1.8 | 0.6 |
| 330.0 | Y | T520Y337M006A(1)E015 | 208 | 10 | 15 | 3.3 | 1.0 |
| 330.0 | Y | T520Y337M006A(1)E025 | 208 | 10 | 25 | 2.5 | 0.8 |
| 330.0 | Y | T520Y337M006A(1)E040 | 208 | 10 | 40 | 2.0 | 0.6 |
| 470.0 | Y | T520Y477M006A(1)E010 | 296 | 10 | 10 | 4.0 | 1.3 |
| 470.0 | Y | T520Y477M006A(1)E015 | 296 | 10 | 15 | 3.3 | 1.0 |
| 470.0 | Y | T520Y477M006A(1)E018 | 296 | 10 | 18 | 3.0 | 0.9 |
| 470.0 | Y | T520Y477M006A(1)E025 | 296 | 10 | 25 | 2.5 | 0.8 |
| 470.0 | Y | T520Y477M006A(1)E035 | 296 | 10 | 35 | 2.1 | 0.7 |
| 470.0 | D | T520D477M006A(1)E025 | 296 | 10 | 25 | 2.4 | 0.8 |
| 470.0 | D | T520D477M006A(1)E030 | 296 | 10 | 30 | 2.2 | 0.7 |
| 470.0 | X | T520X477M006A(1)E010 | 296 | 10 | 10 | 4.1 | 1.3 |
| 470.0 | X | T520X477M006A(1)E018 | 296 | 10 | 18 | 3.0 | 1.0 |
| 470.0 | X | T520X477M006A(1)E035 | 296 | 10 | 35 | 2.2 | 0.7 |
| 470.0 | X | T520X477M006A(1)E040 | 296 | 10 | 40 | 2.0 | 0.6 |
| 8 Volt Rating @ 105°C | | | | | | | |
| 33.0 | T | T520T336M008A(1)E070 | 26 | 8 | 70 | 1.0 | 0.3 |
| 33.0 | T | T520T336M008A(1)E080 | 26 | 8 | 80 | 0.9 | 0.3 |
| 33.0 | B | T520B336M008A(1)E035 | 26 | 15 | 35 | 1.5 | 0.5 |
| 33.0 | B | T520B336M008A(1)E040 | 26 | 8 | 40 | 1.5 | 0.5 |
| 33.0 | B | T520B336M008A(1)E070 | 26 | 8 | 70 | 1.1 | 0.3 |
| 33.0 | U | T520U336M008A(1)E070 | 26 | 8 | 70 | 1.1 | 0.4 |
| 47.0 | B | T520B476M008A(1)E035 | 38 | 8 | 35 | 1.6 | 0.5 |
| 47.0 | B | T520B476M008A(1)E070 | 38 | 8 | 70 | 1.1 | 0.3 |
| 82.0 | C | T520C826M008A(1)E025 | 82 | 8 | 66 | 2.1 | 0.6 |
| 82.0 | C | T520C826M008A(1)E045 | 82 | 8 | 66 | 1.5 | 0.2 |
| 150.0 | D | T520D157M008A(1)E025 | 120 | 10 | 25 | 2.4 | 0.8 |
| 150.0 | D | T520D157M008A(1)E040 | 120 | 10 | 40 | 1.9 | 0.6 |
| 150.0 | D | T520D157M008A(1)E055 | 120 | 10 | 55 | 1.7 | 0.5 |
| 150.0 | V | T520V157M008A(1)E040 | 120 | 10 | 40 | 3.1 | 1.0 |
| 10 Volt Rating @ 105°C | | | | | | | |
| 10.0 | A | T520A106M010A(1)E080 | 10 | 8 | 80 | 1.0 | 0.3 |
| 15.0 | A | T520A156M010A(1)E080 | 15 | 8 | 80 | 1.0 | 0.3 |
| 22.0 | A | T520A226M010A(1)E080 | 22 | 8 | 80 | 0.9 | 0.3 |
| 33.0 | T | T520T336M010A(1)E070 | 33 | 8 | 70 | 1.0 | 0.3 |
| 33.0 | T | T520T336M010A(1)E080 | 33 | 8 | 80 | 0.9 | 0.3 |
| 33.0 | B | T520B336M010A(1)E035 | 33 | 8 | 35 | 1.5 | 0.5 |
| 33.0 | B | T520B336M010A(1)E040 | 33 | 8 | 40 | 1.5 | 0.5 |
| 33.0 | B | T520B336M010A(1)E070 | 33 | 8 | 70 | 1.1 | 0.3 |
| 33.0 | U | T520U336M010A(1)E070 | 33 | 8 | 70 | 1.1 | 0.4 |
| 47.0 | B | T520B476M010A(1)E035 | 47 | 8 | 35 | 1.6 | 0.5 |
| 47.0 | B | T520B476M010A(1)E070 | 47 | 8 | 70 | 1.1 | 0.3 |
| 47.0 | U | T520U476M010A(1)E055 | 47 | 8 | 55 | 1.2 | 0.4 |
| 68.0 | W | T520W686M010A(1)E025 | 68 | 10 | 25 | 2.2 | 0.6 |
| 68.0 | W | T520W686M010A(1)E040 | 68 | 10 | 40 | 1.7 | 0.5 |
| 68.0 | C | T520C686M010A(1)E045 | 68 | 8 | 45 | 1.6 | 0.5 |
| 68.0 | V | T520V686M010A(1)E025 | 68 | 10 | 25 | 2.2 | 0.7 |
| 68.0 | V | T520V686M010A(1)E040 | 68 | 10 | 40 | 1.8 | 0.6 |
| 68.0 | V | T520V686M010A(1)E045 | 68 | 10 | 45 | 1.7 | 0.5 |
| 68.0 | V | T520V686M010A(1)E060 | 68 | 10 | 60 | 1.4 | 0.5 |
| 68.0 | V | T520V686M010A(1)E100 | 68 | 10 | 100 | 1.1 | 0.4 |
| 68.0 | D | T520D686M010A(1)E100 | 68 | 10 | 100 | 1.2 | 0.4 |
| 100.0 | C | T520C107M010A(1)E025 | 100 | 8 | 25 | 2.1 | 0.4 |
| 100.0 | C | T520C107M010A(1)E045 | 100 | 8 | 45 | 1.5 | 0.5 |
| 100.0 | W | T520W107M010A(1)E040 | 100 | 10 | 40 | 1.7 | 0.5 |
| 100.0 | V | T520V107M010A(1)E018 | 100 | 10 | 18 | 2.6 | 0.8 |
| 100.0 | V | T520V107M010A(1)E025 | 100 | 10 | 25 | 2.2 | 0.7 |
| 100.0 | V | T520V107M010A(1)E045 | 100 | 10 | 45 | 1.7 | 0.5 |
| 100.0 | V | T520V107M010A(1)E050 | 100 | 10 | 50 | 1.6 | 0.5 |
| 100.0 | D | T520D107M010A(1)E018 | 100 | 10 | 18 | 2.9 | 0.9 |
| 100.0 | D | T520D107M010A(1)E055 | 100 | 10 | 55 | 1.7 | 0.5 |
| 100.0 | D | T520D107M010A(1)E080 | 100 | 10 | 80 | 1.4 | 0.4 |
| 150.0 | D | T520D157M010A(1)E025 | 150 | 10 | 25 | 2.4 | 0.8 |
| 150.0 | D | T520D157M010A(1)E040 | 150 | 10 | 40 | 1.9 | 0.6 |
| 150.0 | D | T520D157M010A(1)E055 | 150 | 10 | 55 | 1.7 | 0.5 |
| 220.0 | Y | T520Y227M010A(1)E040 | 220 | 10 | 40 | 2.0 | 0.6 |
| 220.0 | D | T520D227M010A(1)E018 | 220 | 10 | 18 | 2.9 | 0.9 |
| 220.0 | D | T520D227M010A(1)E025 | 220 | 10 | 25 | 2.4 | 0.8 |
| 220.0 | D | T520D227M010A(1)E040 | 220 | 10 | 40 | 1.9 | 0.6 |
| 330.0 | Y | T520Y337M010A(1)E015 | 330 | 10 | 15 | 3.3 | 1.0 |
| 330.0 | Y | T520Y337M010A(1)E035 | 330 | 10 | 35 | 2.1 | 0.4 |
| 330.0 | X | T520X337M010A(1)E010 | 330 | 10 | 10 | 4.1 | 1.3 |
| 330.0 | X | T520X337M010A(1)E025 | 330 | 10 | 25 | 2.6 | 0.8 |
| 330.0 | X | T520X337M010A(1)E040 | 330 | 10 | 40 | 2.0 | 0.6 |
| 16 Volt Rating @ 105°C | | | | | | | |
| 33.0 | W | T520W336M016A(1)E045 | 53 | 10 | 60 | 1.6 | 0.5 |
| 33.0 | V | T520V336M016A(1)E045 | 53 | 10 | 45 | 1.7 | 0.5 |
| 33.0 | V | T520V336M016A(1)E060 | 53 | 10 | 60 | 1.4 | 0.5 |
| 33.0 | V | T520V336M016A(1)E070 | 53 | 10 | 70 | 1.9 | 0.4 |
| 47.0 | W | T520W476M016A(1)E045 | 75 | 10 | 45 | 1.6 | 0.5 |
| 47.0 | V | T520V476M016A(1)E045 | 75 | 10 | 45 | 1.7 | 0.5 |
| 47.0 | V | T520V476M016A(1)E070 | 75 | 10 | 70 | 1.3 | 0.4 |
| 47.0 | D | T520D476M016A(1)E035 | 75 | 10 | 35 | 2.1 | 0.7 |
| 47.0 | D | T520D476M016A(1)E070 | 75 | 10 | 70 | 1.5 | 0.5 |
| 68.0 | D | T520D686M016A(1)E050 | 109 | 10 | 50 | 1.7 | 0.5 |
| 150.0 | X | T520X157M016A(1)E040 | 240 | 10 | 40 | 2.6 | 0.8 |
| 20 Volt Rating @ 105°C | | | | | | | |
| 22.0 | V | T520V226M020A(1)E040 | 44 | 10 | 40 | 1.8 | 0.6 |
| 22.0 | V | T520V226M020A(1)E045 | 44 | 10 | 45 | 1.6 | 0.2 |
| 22.0 | V | T520V226M020A(1)E090 | 44 | 10 | 90 | 1.2 | 0.4 |
| 25 Volt Rating @ 105°C | | | | | | | |
| 15.0 | D | T520D156M025A(1)E060 | 38 | 10 | 60 | 1.6 | 0.5 |
| 15.0 | D | T520D156M025A(1)E080 | 38 | 10 | 80 | 1.4 | 0.4 |

(1) To complete KEMET part number, insert letter designation for lead material from page 50. Higher voltage ratings and tighter tolerance product may be substituted with the same size as KEMET's option. Voltage substitutions will be marked with the higher voltage rating.

Conductive Polymer Surface Mount

Tape & Reel Packaging

KEMET's Molded Tantalum and Aluminum Chip Capacitor families are packaged in 8 mm and 12 mm plastic tape on 7" and 13" reels, in accordance with EIA Standard 481-1: Taping of Surface Mount Components for Automatic Handling. This packaging system is compatible with all tape fed automatic pick and place systems.



Labeling: Bar code labeling (standard or custom) shall be on the side of the reel opposite the sprocket holes. Refer to EIA-556.

QUANTITIES PACKAGED PER REEL

| Case Code | | Tape Width-mm | 7" Reel* | 13" Reel* |
|-----------|---------|---------------|----------|-----------|
| KEMET | EIA | | | |
| R | 2012-12 | 8 | 2,500 | 10,000 |
| S | 3216-12 | 8 | 2,500 | 10,000 |
| T | 3528-12 | 8 | 2,500 | 10,000 |
| U | 6032-15 | 12 | 1,000 | 5,000 |
| W | 7343-15 | 12 | 1,000 | 3,000 |
| V | 7343-20 | 12 | 1,000 | 3,000 |
| A | 3216-18 | 8 | 2,000 | 9,000 |
| B | 3528-21 | 8 | 2,000 | 8,000 |
| C | 6032-28 | 12 | 500 | 3,000 |
| D | 7343-31 | 12 | 500 | 2,500 |
| Y | 7343-40 | 12 | 500 | 2,000 |
| X | 7343-43 | 12 | 500 | 2,000 |
| E | 7260-38 | 12 | 500 | 2,000 |

* No c-spec required for 7" reel packaging. C-7280 required for 13" reel packaging.

TANTALUM, CERAMIC AND ALUMINUM CHIP CAPACITORS

Packaging Information

Performance Notes

- Cover Tape Break Force:** 1.0 Kg Minimum.
- Cover Tape Peel Strength:** The total peel strength of the cover tape from the carrier tape shall be:

| Tape Width | Peel Strength |
|------------|--|
| 8 mm | 0.1 Newton to 1.0 Newton (10g to 100g) |
| 12 mm | 0.1 Newton to 1.3 Newton (10g to 130g) |

The direction of the pull shall be opposite the direction of the carrier tape travel. The pull angle of the carrier tape shall be 165° to 180° from the plane of the carrier tape. During peeling, the carrier and/or cover tape shall be pulled at a velocity of 300 ±10 mm/minute.

- Reel Sizes:** Molded tantalum capacitors are available on either 180 mm (7") reels (standard) or 330 mm (13") reels (with C-7280). Note that 13" reels are preferred.
- Labeling:** Bar code labeling (standard or custom) shall be on the side of the reel opposite the sprocket holes. Refer to EIA-556.

Embossed Carrier Tape Configuration: Figure 1

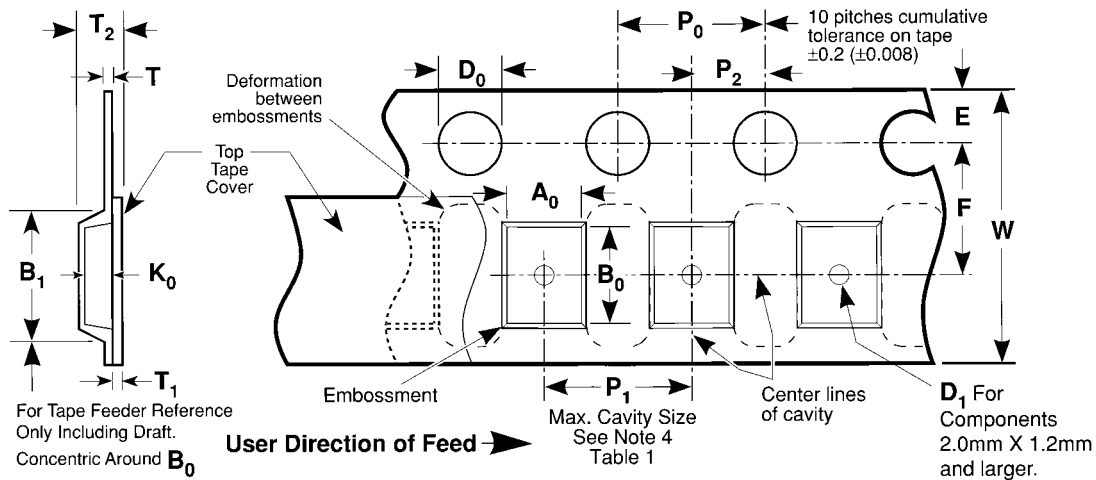


Table 1 — EMBOSSED TAPE DIMENSIONS (Metric will govern)

| Constant Dimensions — Millimeters (Inches) | | | | | | | | | |
|--|--|-------------------------------|-------------------------------|-----------------------------|-----------------------------|--------------------|--------------------|------------------------------|--|
| Tape Size | D ₀ | E | P ₀ | P ₂ | T Max | T ₁ Max | | | |
| 8 mm and 12 mm | 1.5 +0.10 -0.0 (0.059 +0.004, -0.0) | 1.75 ±0.10 (0.069 ±0.004) | 4.0 ±0.10 (0.157 ±0.004) | 2.0 ±0.05 (0.079 ±0.002) | 0.600 (0.024) | 0.100 (0.004) | | | |
| Variable Dimensions — Millimeters (Inches) | | | | | | | | | |
| Tape Size | Pitch | B ₁ Max. Note 1 | D ₁ Min. Note 2 | F | P ₁ | R Min. Note 3 | T ₂ Max | W | A ₀ B ₀ K ₀ Note 4 |
| 8 mm | Single (4 mm) | 4.4 (0.173) | 1.0 (0.039) | 3.5 ±0.05 (0.138 ±0.002) | 4.0 ±0.10 (0.157 ±0.004) | 25.0 (0.984) | 2.5 (0.098) | 8.0 ±0.30 (.315 ±0.012) | |
| 12 mm | Double (8 mm) | 8.2 (0.323) | 1.5 (0.059) | 5.5 ±0.05 (0.217 ±0.002) | 8.0 ±0.10 (0.315 ±0.004) | 30.0 (1.181) | 4.6 (0.181) | 12.0 ±0.30 (0.472 ±0.012) | |

NOTES

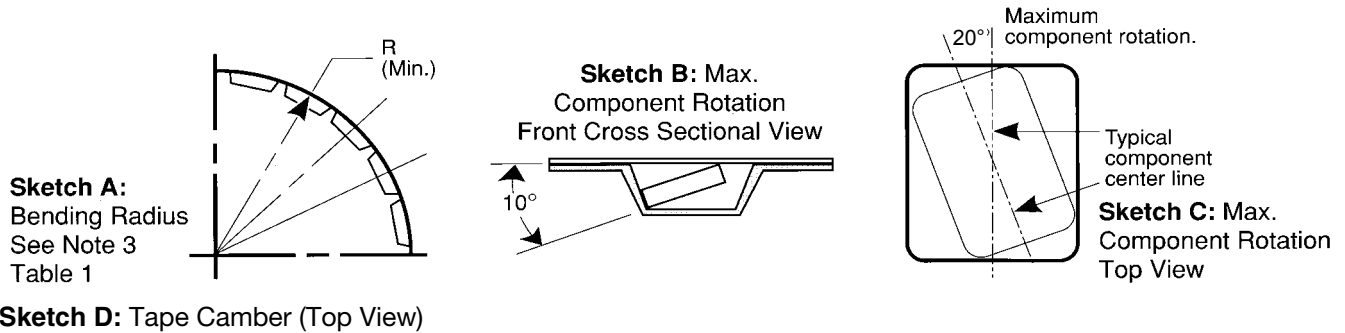
- B₁ dimension is a reference dimension for tape feeder clearance only.
- The embossment hole location shall be measured from the sprocket hole controlling the location of the embossment. Dimensions of embossment location and hole location shall be applied independent of each other.
- Tape with components shall pass around radius "R" without damage (see sketch A). The minimum trailer length (Fig. 2) may require additional length to provide R min. for 12 mm embossed tape for reels with hub diameters approaching N min. (Table 2)
- The cavity defined by A₀, B₀, and K₀ shall be configured to surround the part with sufficient clearance such that the chip does not protrude beyond the sealing plane of the cover tape, the chip can be removed from the cavity in a vertical direction without mechanical restriction, rotation of the chip is limited to 20 degrees maximum in all 3 planes, and lateral movement of the chip is restricted to 0.5 mm maximum in the pocket (not applicable to vertical clearance.)

TANTALUM, CERAMIC AND ALUMINUM CHIP CAPACITORS



Packaging Information

Embossed Carrier Tape Configuration (cont.)



Sketch D: Tape Camber (Top View)

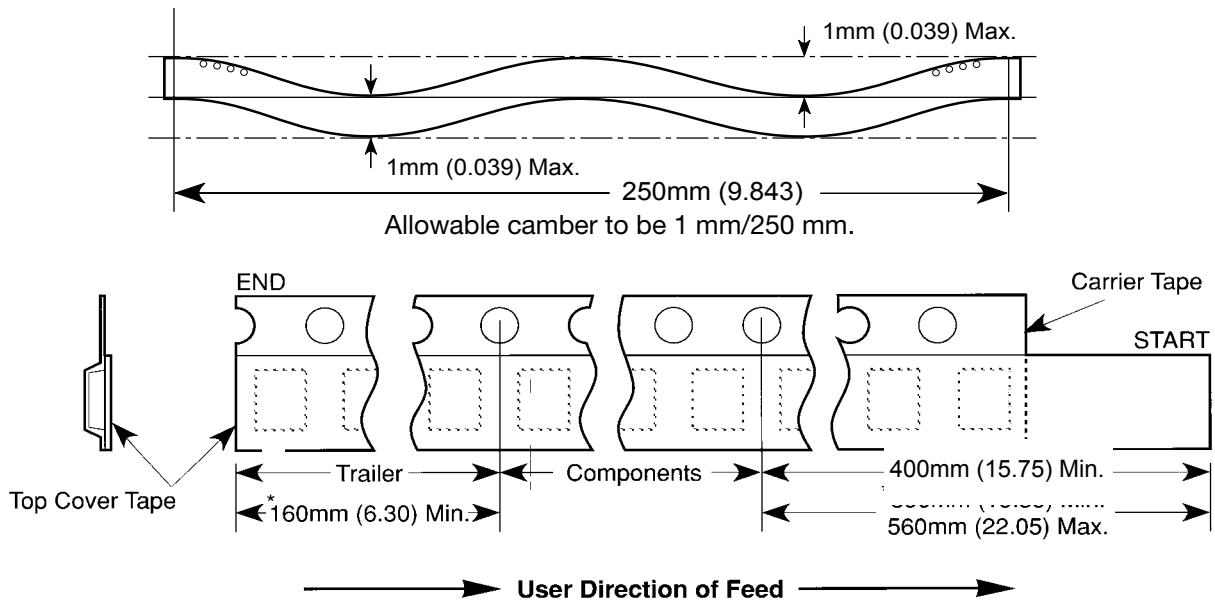


Figure 2: Tape Leader & Trailer Dimensions (Metric Dimensions Will Govern)

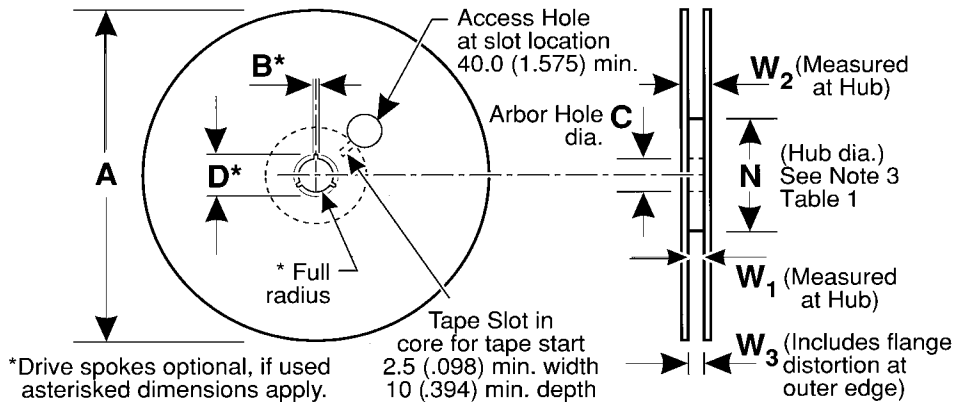


Figure 3: Reel Dimensions (Metric Dimensions will govern)

Table 2 – REEL DIMENSIONS (Metric will govern)

| Tape Size | A Max | B^* Min | C | D^* Min | N Min | W_1 | W_2 Max | W_3 |
|-----------|-------------------|----------------|--------------------------------|-----------------|---|---|-----------------|--|
| 8 mm | 330.0 (12.992) | 1.5 (0.059) | 13.0 ± 0.20 (0.512 ± 0.008) | 20.2 (0.795) | 50.0 (1.969) See Note 3 Table 1 | 8.4 +1.5, -0.0 (0.331 +0.059, -0.0) | 14.4 (0.567) | 7.9 Min (0.311) 10.9 Max (0.429) |
| 12 mm | 330.0 (12.992) | 1.5 (0.059) | 13.0 ± 0.20 (0.512 ± 0.008) | 20.2 (0.795) | Table 1 | 12.4 +2.0, -0.0 (0.488 +0.078, -0.0) | 18.4 (0.724) | 11.9 Min (0.469) 15.4 Max (0.606) |



Стандарт Электрон Связь

Мы молодая и активно развивающаяся компания в области поставок электронных компонентов. Мы поставляем электронные компоненты отечественного и импортного производства напрямую от производителей и с крупнейших складов мира.

Благодаря сотрудничеству с мировыми поставщиками мы осуществляем комплексные и плановые поставки широчайшего спектра электронных компонентов.

Собственная эффективная логистика и склад в обеспечивает надежную поставку продукции в точно указанные сроки по всей России.

Мы осуществляем техническую поддержку нашим клиентам и предпродажную проверку качества продукции. На все поставляемые продукты мы предоставляем гарантию .

Осуществляем поставки продукции под контролем ВП МО РФ на предприятия военно-промышленного комплекса России , а также работаем в рамках 275 ФЗ с открытием отдельных счетов в уполномоченном банке. Система менеджмента качества компании соответствует требованиям ГОСТ ISO 9001.

Минимальные сроки поставки, гибкие цены, неограниченный ассортимент и индивидуальный подход к клиентам являются основой для выстраивания долгосрочного и эффективного сотрудничества с предприятиями радиоэлектронной промышленности, предприятиями ВПК и научно-исследовательскими институтами России.

С нами вы становитесь еще успешнее!

Наши контакты:

Телефон: +7 812 627 14 35

Электронная почта: sales@st-electron.ru

Адрес: 198099, Санкт-Петербург,
Промышленная ул, дом № 19, литера Н,
помещение 100-Н Офис 331