



## Main

Range of product	Zelio Analog
Product or component type	Converter for thermocouples
Analogue input type	Thermocouple 0...600 °C/32...1112 °F thermocouple K conforming to IEC 60584
Analogue output type	Current 0...20 mA <= 500 Ohm Current 4...20 mA <= 500 Ohm Voltage 0...10 V >= 100 kOhm

## Complementary

Protection type	Overvoltage protection on output (+/- 30 V) Reverse polarity protection on output Short-circuit protection on output
Analogue output voltage	-15...-11 V when no input or input wire broken 11...15 V when no input or input wire broken
Analogue output current	0...-30 mA when no input or input wire broken
[Us] rated supply voltage	24 V DC +/- 20 %, non isolated
Current consumption	<= 40 mA voltage output <= 60 mA current output
Local signalling	LED green (power ON)
Measurement error	At 20 °C (electromagnetic interference of 10 V/m) At 20 °C
Repeat accuracy	+/- 0.25 % full scale at 20 °C +/- 0.8 % full scale at 60 °C
Temperature coefficient	200 ppm/°C
Cold junction compensation	Built-in, measurement: between 0 and 60 °C
Clamping connection capacity	1 x 2.5 mm <sup>2</sup> 2 x 1.5 mm <sup>2</sup>
Tightening torque	5.31...9.73 lbf.in (0.6...1.1 N.m)
Marking	CE
Surge withstand	0.5 kV 1.2/50 µs conforming to IEC 61000-4-5
[Ui] rated insulation voltage	2 kV
Fixing mode	By screws, mounting plate Clip-on, 35 mm symmetrical DIN rail
Safety reliability data	MTTFd = 49.2 years B10d = 45447
Product weight	0.26 lb(US) (0.12 kg)

## Environment

standards	IEC 60584-1 IEC 60947-1
product certifications	CSA GL UL
IP degree of protection	IP20 terminal block IP50 housing
fire resistance	1562 °F (850 °C) conforming to IEC 60695-2-1 1562 °F (850 °C) conforming to UL
shock resistance	50 gn 11 ms conforming to IEC 60068-2-27
vibration resistance	5 gn (f = 10...100 Hz) conforming to IEC 60068-2-6
resistance to electrostatic discharge	6 kV (in contact) conforming to IEC 61000-4-2 level 3 8 kV (in air) conforming to IEC 61000-4-2 level 3

The information provided in this documentation contains general descriptions and/or technical characteristics of the products contained herein. This documentation is not intended as a substitute for and is not to be used for determining suitability or reliability of these products for specific user applications. It is the duty of any such user or integrator to perform the appropriate and complete risk analysis, evaluation and testing of the products with respect to the relevant specific application or use thereof. Neither Schneider Electric Industries SAS nor any of its affiliates or subsidiaries shall be responsible or liable for misuse of the information contained herein.

resistance to fast transients	1 kV on input-output conforming to IEC 61000-4-4 2 kV on power supply conforming to IEC 61000-4-4
disturbance radiated/conducted	CISPR 11 CISPR 22 group 1 - class B
ambient air temperature for storage	-40...185 °F (-40...85 °C)
ambient air temperature for operation	32...122 °F (0...50 °C) (mounting side by side) 32...140 °F (0...60 °C) (2 cm spacing)
pollution degree	2 conforming to IEC 60664-1

## Offer Sustainability

WARNING: This product can expose you to chemicals including:

Nickel compounds, which is known to the State of California to cause cancer, and

Di-isodecyl phthalate (DIDP), which is known to the State of California to cause birth defects or other reproductive harm.

For more information go to [www.p65warnings.ca.gov](http://www.p65warnings.ca.gov)

WARNING: This product can expose you to chemicals including:

Nickel compounds, which is known to the State of California to cause cancer, and

Di-isodecyl phthalate (DIDP), which is known to the State of California to cause birth defects or other reproductive harm.

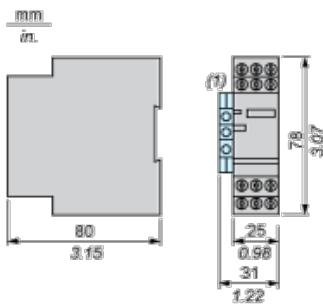
For more information go to [www.p65warnings.ca.gov](http://www.p65warnings.ca.gov)

## Contractual warranty

Warranty period 18 months

## Analog Interface (Converter)

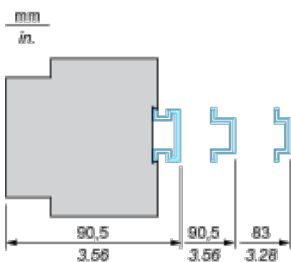
### Dimensions



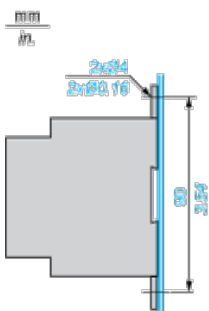
(1) Terminal block AB1TP435U or AB1RRNTP435U2

## Mounting

### Mounting on Rails AM1.....

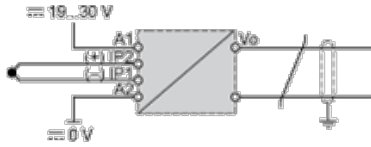


### Panel Mounting



## Analog Interfaces

### Wiring Diagram



The input, output and power supply lines must be kept away from the power cables to avoid effects due to induced interference. The input and output cables must be shielded as indicated in the diagram and must be kept away from each other.



## Стандарт Электрон Связь

Мы молодая и активно развивающаяся компания в области поставок электронных компонентов. Мы поставляем электронные компоненты отечественного и импортного производства напрямую от производителей и с крупнейших складов мира.

Благодаря сотрудничеству с мировыми поставщиками мы осуществляем комплексные и плановые поставки широчайшего спектра электронных компонентов.

Собственная эффективная логистика и склад в обеспечивает надежную поставку продукции в точно указанные сроки по всей России.

Мы осуществляем техническую поддержку нашим клиентам и предпродажную проверку качества продукции. На все поставляемые продукты мы предоставляем гарантию .

Осуществляем поставки продукции под контролем ВП МО РФ на предприятия военно-промышленного комплекса России , а также работаем в рамках 275 ФЗ с открытием отдельных счетов в уполномоченном банке. Система менеджмента качества компании соответствует требованиям ГОСТ ISO 9001.

Минимальные сроки поставки, гибкие цены, неограниченный ассортимент и индивидуальный подход к клиентам являются основой для выстраивания долгосрочного и эффективного сотрудничества с предприятиями радиоэлектронной промышленности, предприятиями ВПК и научно-исследовательскими институтами России.

С нами вы становитесь еще успешнее!

### Наши контакты:

**Телефон:** +7 812 627 14 35

**Электронная почта:** [sales@st-electron.ru](mailto:sales@st-electron.ru)

**Адрес:** 198099, Санкт-Петербург,  
Промышленная ул, дом № 19, литера Н,  
помещение 100-Н Офис 331