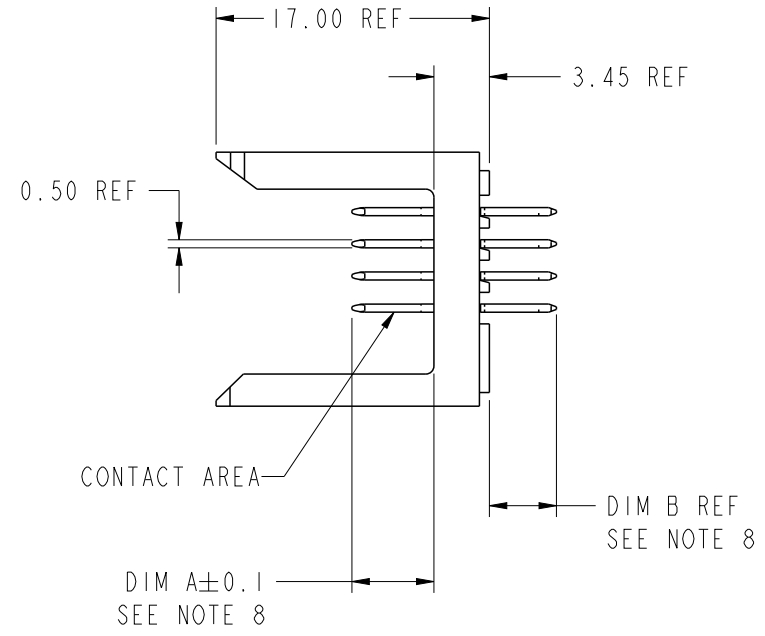
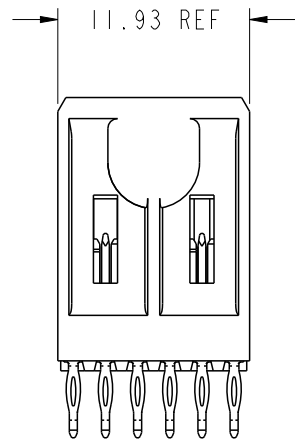
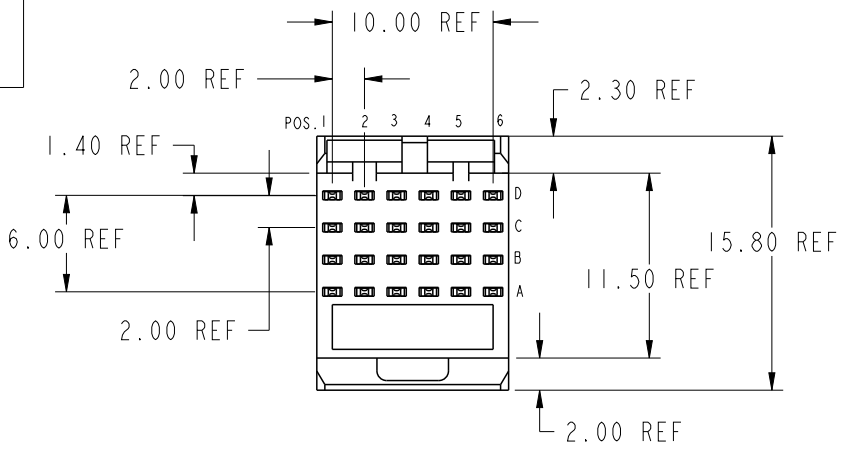


PRODUCT NUMBER

89073-XXX  
OR  
89073-YYYY

89073-XYLX  
OR  
89073-YYYYLX



Copyright FCI.

spec ref	*	dr	Terran Huang	2010/07/08	projection 	mm 	size	A4	scale	2:1
tolerance std	TOLERANCES UNLESS OTHERWISE SPECIFIED	eng	Terran Huang	2011/08/11			ecn no	ELX-DG-004963-1		
		chr	-	-			rel level	Released		
surface	3.200 linear	appr	Pei-Ming Zheng	2011/08/11	product family	METRAL		rev	CE	
	angular				title	METRAL SIGNAL HEADER		dwg no	89073	
						1 MOD, 4 ROW PRESS-FIT				
		www.fci.com	cat. no.	-	Product - Customer Drw			sheet 1 of 10		

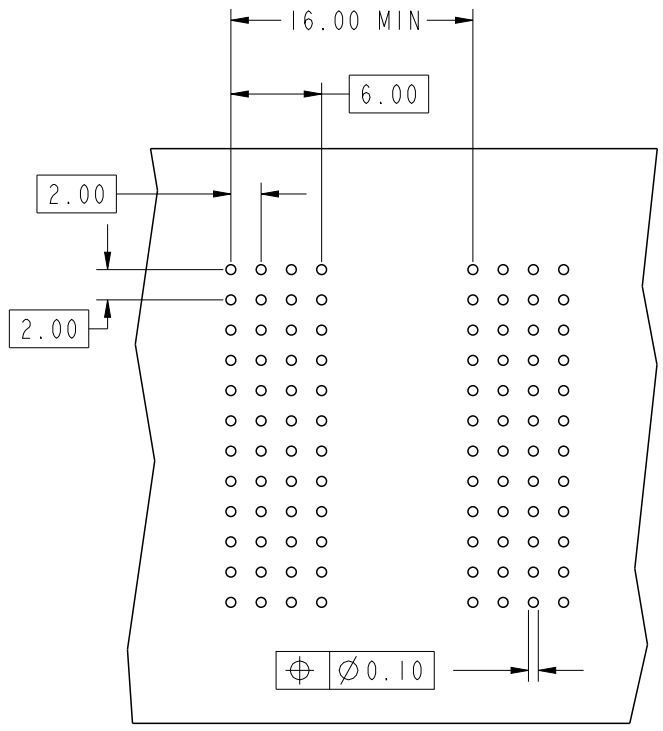
Print File - REV C - 2009-06-09

A

B

C

D



KEY		
CODE	DIMENSIONS	
	DIM "A" MATE	DIM "B" TAIL
1	5.00	4.30
2	5.75	4.30
3	6.50	4.30
4	7.25	4.30
5	5.00	13.60
6	5.75	13.60
7	6.50	13.60
8	7.25	13.60
11	6.50	17.00
12	7.25	17.00
13	8.25	4.30
14	8.25	13.60
19	8.00	4.30
20	8.00	13.60
22	5.00	12.10
23	8.00	17.70
24	6.50	16.30
25	5.75	15.60
26	5.00	14.90

REQUIRED PC BOARD LAYOUT  
 COMPONENT SIDE  
 SEE PRINT 58351 FOR  
 ADDITIONAL PCB INFORMATION



Copyright FCI.

spec ref	*	dr	Terran Huang	2010/07/08	projection	mm	size	A4	scale	2:1
tolerance std	TOLERANCES UNLESS OTHERWISE SPECIFIED	eng	Terran Huang	2011/08/11			ecn no		ELX-DG-004963-1	
		chr	-	-			rel level		Released	
surface	3.200 linear	appr	Pei-Ming Zheng	2011/08/11	product family		METRAL		rev	
	0.X ±0.3			title METRAL SIGNAL HEADER 1 MOD, 4 ROW PRESS-FIT		dwg no 89073		rev CE		
	0.XX ±0.13									
	0.XXX ±.051									
	angular 0° ±2°	www.fci.com	cat. no.	-	Product - Customer Drw		sheet 2 of 10			

A

A

METRAL P/N	ROW	CONTACT CODE MOD. I					
		1	2	3	4	5	6
89073-X01 SEE NOTE 11 LEAD FREE OPTION	D	-	-	-	-	3	3
	C	-	-	-	-	3	3
	B	-	-	-	-	3	3
	A	-	-	-	-	3	3

METRAL P/N	ROW	CONTACT CODE MOD. I					
		1	2	3	4	5	6
89073-X06 SEE NOTE 11 LEAD FREE OPTION	D	3	3	3	3	3	3
	C	3	3	3	3	3	3
	B	3	3	3	3	4	1
	A	3	3	3	3	3	3

METRAL P/N	ROW	CONTACT CODE MOD. I					
		1	2	3	4	5	6
89073-X11 SEE NOTE 11 LEAD FREE OPTION	D	22	22	22	22	22	22
	C	22	22	22	22	22	22
	B	22	22	22	22	22	22
	A	22	22	22	22	22	22

METRAL P/N	ROW	CONTACT CODE MOD. I					
		1	2	3	4	5	6
89073-X16 SEE NOTE 11 LEAD FREE OPTION	D	4	3	3	4	3	3
	C	4	3	3	4	3	3
	B	4	3	3	4	3	3
	A	4	3	3	4	3	3

METRAL P/N	ROW	CONTACT CODE MOD. I					
		1	2	3	4	5	6
89073-X02 SEE NOTE 11 LEAD FREE OPTION	D	3	3	19	3	3	3
	C	3	3	3	3	3	3
	B	3	3	3	3	3	3
	A	3	3	3	3	3	3

METRAL P/N	ROW	CONTACT CODE MOD. I					
		1	2	3	4	5	6
89073-X07 SEE NOTE 11 LEAD FREE OPTION	D	-	-	-	-	-	-
	C	-	-	-	-	-	-
	B	-	-	-	-	-	-
	A	-	-	-	-	-	-

METRAL P/N	ROW	CONTACT CODE MOD. I					
		1	2	3	4	5	6
89073-X12 SEE NOTE 11 LEAD FREE OPTION	D	3	3	3	3	-	-
	C	3	3	3	3	-	-
	B	3	3	3	3	-	-
	A	3	3	3	3	-	-

METRAL P/N	ROW	CONTACT CODE MOD. I					
		1	2	3	4	5	6
89073-X17 SEE NOTE 11 LEAD FREE OPTION	D	2	1	1	1	1	1
	C	2	1	1	1	1	1
	B	2	3	1	1	1	1
	A	2	3	1	1	1	1

B

B

METRAL P/N	ROW	CONTACT CODE MOD. I					
		1	2	3	4	5	6
89073-X03 SEE NOTE 11 LEAD FREE OPTION	D	3	3	3	3	3	3
	C	3	3	3	3	3	3
	B	3	3	3	3	3	3
	A	3	3	3	19	3	3

METRAL P/N	ROW	CONTACT CODE MOD. I					
		1	2	3	4	5	6
89073-X08 SEE NOTE 11 LEAD FREE OPTION	D	1	1	1	3	2	2
	C	1	1	1	3	2	2
	B	1	1	1	3	2	2
	A	1	1	1	3	2	2

METRAL P/N	ROW	CONTACT CODE MOD. I					
		1	2	3	4	5	6
89073-X13 SEE NOTE 11 LEAD FREE OPTION	D	-	-	3	3	3	3
	C	-	-	3	3	3	3
	B	-	-	3	3	3	3
	A	-	-	3	3	3	3

METRAL P/N	ROW	CONTACT CODE MOD. I					
		1	2	3	4	5	6
89073-X18 SEE NOTE 11 LEAD FREE OPTION	D	-	1	-	1	-	1
	C	-	2	-	1	-	3
	B	-	1	-	2	-	3
	A	-	1	-	1	-	3

C

C

METRAL P/N	ROW	CONTACT CODE MOD. I					
		1	2	3	4	5	6
89073-X04 SEE NOTE 11 LEAD FREE OPTION	D	19	3	3	3	3	3
	C	3	3	3	3	3	3
	B	3	3	3	3	3	3
	A	3	3	3	3	3	3

METRAL P/N	ROW	CONTACT CODE MOD. I					
		1	2	3	4	5	6
89073-X09 SEE NOTE 11 LEAD FREE OPTION	D	6	6	6	6	6	7
	C	6	6	6	6	6	7
	B	6	6	6	6	6	7
	A	6	6	6	6	6	7

METRAL P/N	ROW	CONTACT CODE MOD. I					
		1	2	3	4	5	6
89073-X14 SEE NOTE 11 LEAD FREE OPTION	D	-	1	-	1	-	1
	C	1	-	1	-	1	-
	B	-	1	-	1	-	1
	A	1	-	1	-	1	-

METRAL P/N	ROW	CONTACT CODE MOD. I					
		1	2	3	4	5	6
89073-X19 SEE NOTE 11 LEAD FREE OPTION	D	1	2	2	1	1	1
	C	1	2	2	1	1	1
	B	1	1	1	1	1	1
	A	3	3	3	3	1	1

METRAL P/N	ROW	CONTACT CODE MOD. I					
		1	2	3	4	5	6
89073-X05 SEE NOTE 11 LEAD FREE OPTION	D	3	-	3	-	3	-
	C	3	-	4	-	2	-
	B	3	-	3	-	3	-
	A	3	-	3	-	3	-

METRAL P/N	ROW	CONTACT CODE MOD. I					
		1	2	3	4	5	6
89073-X10 SEE NOTE 11 LEAD FREE OPTION	D	1	1	1	1	1	1
	C	1	1	1	1	1	1
	B	3	3	1	1	1	1
	A	3	3	1	1	1	1

METRAL P/N	ROW	CONTACT CODE MOD. I					
		1	2	3	4	5	6
89073-X15 SEE NOTE 11 LEAD FREE OPTION	D	19	2	4	4	4	19
	C	19	3	4	4	4	4
	B	19	3	4	4	4	4
	A	19	3	1	4	4	4

METRAL P/N	ROW	CONTACT CODE MOD. I					
		1	2	3	4	5	6
89073-X20 SEE NOTE 11 LEAD FREE OPTION	D	19	19	1	1	1	1
	C	19	19	1	1	1	1
	B	19	19	1	1	1	1
	A	19	19	1	1	1	1



Copyright FCI.

D

D

spec ref *		dr <b>Terran Huang</b>		2010/07/08		projection		size		scale	
tolerance std		eng <b>Terran Huang</b>		2011/08/11				mm		A4	
TOLERANCES UNLESS OTHERWISE SPECIFIED		chr -		-						ecn no	
surface $\sqrt{3.2}$		appr <b>Pei-Ming Zheng</b>		2011/08/11		product family		METRAL		rel level	
linear		0.X		$\pm 0.3$				title		METRAL SIGNAL HEADER	
angular		0°		$\pm 2^\circ$							
0.XXX		$\pm 0.13$		$\pm 0.051$							
www.fci.com		cat. no.		-		Product - Customer Drw		sheet 3 of 10		rev	
						89073		CE			

A

A

METRAL P/N	ROW	CONTACT CODE MOD. I					
		1	2	3	4	5	6
89073-X21 SEE NOTE 11 LEAD FREE OPTION	D	5	5	5	5	5	5
	C	7	7	7	7	7	7
	B	5	5	5	5	5	5
	A	5	5	5	5	5	5

METRAL P/N	ROW	CONTACT CODE MOD. I					
		1	2	3	4	5	6
89073-X26 SEE NOTE 11 LEAD FREE OPTION	D	3	1	1	1	1	3
	C	3	1	1	1	1	3
	B	3	1	1	1	1	3
	A	3	1	1	1	1	3

METRAL P/N	ROW	CONTACT CODE MOD. I					
		1	2	3	4	5	6
89073-X31 SEE NOTE 11 LEAD FREE OPTION	D	7	7	7	7	7	8
	C	7	7	7	7	7	8
	B	7	7	7	7	7	8
	A	7	7	7	7	7	8

METRAL P/N	ROW	CONTACT CODE MOD. I					
		1	2	3	4	5	6
89073-X36 SEE NOTE 11 LEAD FREE OPTION	D	3	3	3	3	3	3
	C	3	3	4	3	2	3
	B	3	3	3	3	3	3
	A	3	3	3	3	3	3

METRAL P/N	ROW	CONTACT CODE MOD. I					
		1	2	3	4	5	6
89073-X22 SEE NOTE 11 LEAD FREE OPTION	D	4	3	4	2	2	3
	C	4	3	4	2	2	3
	B	4	3	4	2	2	3
	A	4	3	4	1	4	3

METRAL P/N	ROW	CONTACT CODE MOD. I					
		1	2	3	4	5	6
89073-X27 SEE NOTE 11 LEAD FREE OPTION	D	19	3	4	4	3	3
	C	19	3	4	4	3	3
	B	19	3	4	4	3	3
	A	19	3	4	4	3	3

METRAL P/N	ROW	CONTACT CODE MOD. I					
		1	2	3	4	5	6
89073-X32 SEE NOTE 11 LEAD FREE OPTION	D	8	8	8	8	7	7
	C	8	8	8	8	7	7
	B	8	8	8	8	7	7
	A	8	8	8	8	7	7

METRAL P/N	ROW	CONTACT CODE MOD. I					
		1	2	3	4	5	6
89073-X37 SEE NOTE 11 LEAD FREE OPTION	D	8	7	7	8	7	7
	C	8	7	7	8	7	7
	B	8	7	7	8	7	7
	A	8	7	7	8	7	7

B

B

METRAL P/N	ROW	CONTACT CODE MOD. I					
		1	2	3	4	5	6
89073-X23 SEE NOTE 11 LEAD FREE OPTION	D	3	1	1	1	1	1
	C	3	1	1	1	1	1
	B	3	1	1	1	1	1
	A	3	1	1	1	1	1

METRAL P/N	ROW	CONTACT CODE MOD. I					
		1	2	3	4	5	6
89073-X28 SEE NOTE 11 LEAD FREE OPTION	D	19	3	19	19	3	3
	C	19	3	19	19	3	3
	B	19	3	19	19	3	3
	A	19	3	19	19	3	3

METRAL P/N	ROW	CONTACT CODE MOD. I					
		1	2	3	4	5	6
89073-X33 SEE NOTE 11 LEAD FREE OPTION	D	19	3	19	19	4	4
	C	19	3	19	19	4	4
	B	19	3	19	19	4	4
	A	19	3	19	19	4	4

METRAL P/N	ROW	CONTACT CODE MOD. I					
		1	2	3	4	5	6
89073-X38 SEE NOTE 11 LEAD FREE OPTION	D	3	4	2	2	2	2
	C	3	4	2	2	2	2
	B	3	4	2	2	2	2
	A	3	4	2	2	2	2

C

C

METRAL P/N	ROW	CONTACT CODE MOD. I					
		1	2	3	4	5	6
89073-X24 SEE NOTE 11 LEAD FREE OPTION	D	19	3	3	3	3	1
	C	19	3	3	3	3	1
	B	19	3	3	3	3	2
	A	19	3	3	3	3	3

METRAL P/N	ROW	CONTACT CODE MOD. I					
		1	2	3	4	5	6
89073-X29 SEE NOTE 11 LEAD FREE OPTION	D	2	3	3	3	3	19
	C	2	3	3	3	3	19
	B	2	3	3	3	3	19
	A	2	3	3	3	3	19

METRAL P/N	ROW	CONTACT CODE MOD. I					
		1	2	3	4	5	6
89073-X34 SEE NOTE 11 LEAD FREE OPTION	D	3	2	2	2	2	2
	C	3	2	2	2	2	2
	B	3	2	2	2	1	2
	A	3	2	2	2	3	2

METRAL P/N	ROW	CONTACT CODE MOD. I					
		1	2	3	4	5	6
89073-X39 SEE NOTE 11 LEAD FREE OPTION	D	3	3	3	19	3	3
	C	3	3	3	3	3	3
	B	3	3	3	3	3	3
	A	3	3	3	3	3	3

METRAL P/N	ROW	CONTACT CODE MOD. I					
		1	2	3	4	5	6
89073-X25 SEE NOTE 11 LEAD FREE OPTION	D	19	3	3	3	3	19
	C	19	3	3	3	3	3
	B	19	3	3	3	3	3
	A	19	3	3	3	3	3

METRAL P/N	ROW	CONTACT CODE MOD. I					
		1	2	3	4	5	6
89073-X30 SEE NOTE 11 LEAD FREE OPTION	D	3	3	3	3	3	4
	C	3	3	3	3	3	4
	B	3	3	3	3	3	4
	A	3	3	3	3	3	4

METRAL P/N	ROW	CONTACT CODE MOD. I					
		1	2	3	4	5	6
89073-X35 SEE NOTE 11 LEAD FREE OPTION	D	3	3	-	3	3	-
	C	-	-	-	-	-	-
	B	-	-	-	-	-	-
	A	3	3	-	3	3	-

METRAL P/N	ROW	CONTACT CODE MOD. I					
		1	2	3	4	5	6
89073-X40 SEE NOTE 11 LEAD FREE OPTION	D	3	4	4	3	2	2
	C	3	4	4	3	2	2
	B	3	4	4	3	2	2
	A	3	4	4	3	2	2



Copyright FCI.

D

D

spec ref *		dr	Terran Huang	2010/07/08	projection 	mm 	size	A4	scale	1:1
tolerance std		eng	Terran Huang	2011/08/11			ecn no	ELX-DG-004963-1		
TOLERANCES UNLESS OTHERWISE SPECIFIED		chr	-	-			rel level	Released		
surface $\sqrt{3.2}$	linear	0.X	$\pm 0.3$	FCI	title	METRAL	dwg no	89073	rev	CE
		0.XX	$\pm 0.13$							
		0.XXX	$\pm 0.051$							
	angular	0°	$\pm 2°$	www.fci.com	cat. no.	-	Product - Customer Drw	sheet 4 of 10		

A

A

METRAL P/N	ROW	CONTACT CODE MOD. I					
		1	2	3	4	5	6
89073-X41 SEE NOTE 11 LEAD FREE OPTION	D	4	4	2	3	3	3
	C	2	2	4	2	4	4
	B	2	2	4	4	2	2
	A	2	2	4	2	4	4

METRAL P/N	ROW	CONTACT CODE MOD. I					
		1	2	3	4	5	6
89073-X46 SEE NOTE 11 LEAD FREE OPTION	D	20	7	7	7	7	7
	C	20	7	7	7	7	7
	B	20	7	7	7	7	7
	A	20	7	7	7	7	7

METRAL P/N	ROW	CONTACT CODE MOD. I					
		1	2	3	4	5	6
89073-X51 SEE NOTE 11 LEAD FREE OPTION	D	7	7	7	7	6	8
	C	7	7	7	7	6	8
	B	7	7	7	7	6	8
	A	7	7	7	7	6	8

METRAL P/N	ROW	CONTACT CODE MOD. I					
		1	2	3	4	5	6
89073-X56 SEE NOTE 11 LEAD FREE OPTION	D	3	3	3	2	4	4
	C	3	3	3	2	4	4
	B	3	3	3	2	4	4
	A	3	3	3	2	4	4

METRAL P/N	ROW	CONTACT CODE MOD. I					
		1	2	3	4	5	6
89073-X42 SEE NOTE 11 LEAD FREE OPTION	D	1	4	1	1	1	1
	C	1	4	1	1	1	1
	B	1	4	1	1	1	1
	A	1	4	1	1	1	1

METRAL P/N	ROW	CONTACT CODE MOD. I					
		1	2	3	4	5	6
89073-X47 SEE NOTE 11 LEAD FREE OPTION	D	20	7	7	7	7	5
	C	20	7	7	7	7	5
	B	20	7	7	7	7	6
	A	20	7	7	7	7	7

METRAL P/N	ROW	CONTACT CODE MOD. I					
		1	2	3	4	5	6
89073-X52 SEE NOTE 11 LEAD FREE OPTION	D	8	7	7	7	7	8
	C	8	7	7	7	7	8
	B	8	7	7	7	7	8
	A	8	7	7	7	7	8

METRAL P/N	ROW	CONTACT CODE MOD. I					
		1	2	3	4	5	6
89073-X57 SEE NOTE 11 LEAD FREE OPTION	D	2	3	1	1	1	1
	C	2	3	1	1	1	1
	B	2	3	1	1	1	1
	A	2	3	1	1	1	1

B

B

METRAL P/N	ROW	CONTACT CODE MOD. I					
		1	2	3	4	5	6
89073-X43 SEE NOTE 11 LEAD FREE OPTION	D	14	14	14	14	14	14
	C	14	20	14	20	14	20
	B	20	20	20	20	20	20
	A	14	14	14	14	14	14

METRAL P/N	ROW	CONTACT CODE MOD. I					
		1	2	3	4	5	6
89073-X48 SEE NOTE 11 LEAD FREE OPTION	D	5	5	20	5	5	5
	C	5	5	20	5	5	5
	B	5	5	20	5	5	5
	A	5	5	20	5	5	5

METRAL P/N	ROW	CONTACT CODE MOD. I					
		1	2	3	4	5	6
89073-X53 SEE NOTE 11 LEAD FREE OPTION	D	2	2	4	3	3	4
	C	2	2	4	3	3	4
	B	2	2	4	3	3	4
	A	2	2	4	3	3	2

METRAL P/N	ROW	CONTACT CODE MOD. I					
		1	2	3	4	5	6
89073-X58 SEE NOTE 11 LEAD FREE OPTION	D	5	6	8	5	5	7
	C	5	6	8	5	5	7
	B	5	5	5	5	5	5
	A	5	5	5	5	5	5

C

C

METRAL P/N	ROW	CONTACT CODE MOD. I					
		1	2	3	4	5	6
89073-X44 SEE NOTE 11 LEAD FREE OPTION	D	13	13	13	13	13	13
	C	13	19	13	19	13	19
	B	19	19	19	19	19	19
	A	13	13	13	13	13	13

METRAL P/N	ROW	CONTACT CODE MOD. I					
		1	2	3	4	5	6
89073-X49 SEE NOTE 11 LEAD FREE OPTION	D	2	2	4	4	2	19
	C	2	2	4	4	2	19
	B	2	2	4	4	2	19
	A	2	2	4	4	2	19

METRAL P/N	ROW	CONTACT CODE MOD. I					
		1	2	3	4	5	6
89073-X54 SEE NOTE 11 LEAD FREE OPTION	D	2	2	4	3	3	4
	C	2	2	4	3	3	4
	B	2	2	4	3	3	4
	A	2	2	4	3	3	4

METRAL P/N	ROW	CONTACT CODE MOD. I					
		1	2	3	4	5	6
89073-X59 SEE NOTE 11 LEAD FREE OPTION	D	7	6	8	7	7	7
	C	7	6	8	7	7	7
	B	7	7	7	7	7	7
	A	7	7	7	7	7	7

METRAL P/N	ROW	CONTACT CODE MOD. I					
		1	2	3	4	5	6
89073-X45 SEE NOTE 11 LEAD FREE OPTION	D	1	1	-	-	1	1
	C	1	1	-	-	1	1
	B	1	1	-	-	1	1
	A	1	1	-	-	1	1

METRAL P/N	ROW	CONTACT CODE MOD. I					
		1	2	3	4	5	6
89073-X50 SEE NOTE 11 LEAD FREE OPTION	D	7	7	6	6	6	6
	C	7	7	6	6	6	6
	B	7	7	6	6	6	6
	A	7	7	6	6	6	6

METRAL P/N	ROW	CONTACT CODE MOD. I					
		1	2	3	4	5	6
89073-X55 SEE NOTE 11 LEAD FREE OPTION	D	2	3	3	3	4	4
	C	2	3	3	3	4	4
	B	2	3	3	3	4	4
	A	1	3	3	3	4	4

METRAL P/N	ROW	CONTACT CODE MOD. I					
		1	2	3	4	5	6
89073-X60 SEE NOTE 11 LEAD FREE OPTION	D	4	2	2	4	2	2
	C	4	2	2	4	2	2
	B	4	2	2	4	2	2
	A	4	2	2	4	2	2



Copyright FCI.

D

D

spec ref	*	dr	Terran Huang	2010/07/08	projection	mm	size	A4	scale	1:1	
tolerance std	TOLERANCES UNLESS OTHERWISE SPECIFIED	eng	Terran Huang	2011/08/11			ecn no				ELX-DG-004963-1
surface	3.2	chr	-	-			product family	METRAL	rel level	Released	
	linear	appr	Pei-Ming Zheng	2011/08/11	METRAL		rel level	Released			
	angular	0°	±2°	www.fci.com	cat. no.	-	Product - Customer Drw	sheet 5 of 10	rev	CE	
		0.X	±0.3	FCI	title	METRAL SIGNAL HEADER		dwg no	89073		
		0.XX	±0.13								
		0.XXX	±0.051								

A

A

METRAL P/N	ROW	CONTACT CODE MOD. I					
		1	2	3	4	5	6
89073-X61 SEE NOTE 11 LEAD FREE OPTION	D	4	4	2	2	3	3
	C	2	2	2	2	2	2
	B	2	2	2	2	2	2
	A	2	2	2	2	2	2

METRAL P/N	ROW	CONTACT CODE MOD. I					
		1	2	3	4	5	6
89073-X66 SEE NOTE 11 LEAD FREE OPTION	D	4	4	4	4	4	4
	C	4	4	4	4	4	2
	B	4	4	4	4	4	2
	A	4	4	4	4	4	1

METRAL P/N	ROW	CONTACT CODE MOD. I					
		1	2	3	4	5	6
89073-X71 SEE NOTE 11 LEAD FREE OPTION	D	2	3	3	2	4	2
	C	2	3	3	2	4	2
	B	2	3	3	2	4	2
	A	2	3	3	2	4	2

METRAL P/N	ROW	CONTACT CODE MOD. I					
		1	2	3	4	5	6
89073-X76 SEE NOTE 11 LEAD FREE OPTION	D	1	1	1	2	3	1
	C	2	1	1	2	2	1
	B	2	1	1	2	2	1
	A	2	1	1	2	2	1

METRAL P/N	ROW	CONTACT CODE MOD. I					
		1	2	3	4	5	6
89073-X62 SEE NOTE 11 LEAD FREE OPTION	D	7	8	6	8	7	7
	C	7	8	6	8	7	7
	B	7	8	6	8	7	7
	A	7	8	6	8	7	7

METRAL P/N	ROW	CONTACT CODE MOD. I					
		1	2	3	4	5	6
89073-X67 SEE NOTE 11 LEAD FREE OPTION	D	4	4	4	4	3	3
	C	4	4	4	4	3	3
	B	4	4	4	4	3	3
	A	4	4	4	4	3	3

METRAL P/N	ROW	CONTACT CODE MOD. I					
		1	2	3	4	5	6
89073-X72 SEE NOTE 11 LEAD FREE OPTION	D	4	2	2	2	2	4
	C	4	2	2	2	2	4
	B	4	2	2	2	2	4
	A	4	2	2	2	2	4

METRAL P/N	ROW	CONTACT CODE MOD. I					
		1	2	3	4	5	6
89073-X77 SEE NOTE 11 LEAD FREE OPTION	D	1	3	2	3	2	3
	C	1	3	2	3	2	3
	B	1	3	2	3	2	3
	A	1	3	2	3	2	3

B

B

METRAL P/N	ROW	CONTACT CODE MOD. I					
		1	2	3	4	5	6
89073-X63 SEE NOTE 11 LEAD FREE OPTION	D	1	2	2	1	2	2
	C	1	2	2	1	2	2
	B	1	2	2	1	2	2
	A	1	2	2	1	2	2

METRAL P/N	ROW	CONTACT CODE MOD. I					
		1	2	3	4	5	6
89073-X68 SEE NOTE 11 LEAD FREE OPTION	D	4	4	4	4	4	2
	C	4	4	4	4	4	2
	B	4	4	4	4	4	2
	A	4	4	4	4	4	1

METRAL P/N	ROW	CONTACT CODE MOD. I					
		1	2	3	4	5	6
89073-X73 SEE NOTE 11 LEAD FREE OPTION	D	-	-	-	-	-	-
	C	-	-	-	-	-	-
	B	-	-	-	-	-	-
	A	-	-	-	-	-	-

METRAL P/N	ROW	CONTACT CODE MOD. I					
		1	2	3	4	5	6
89073-X78 SEE NOTE 11 LEAD FREE OPTION	D	2	2	3	2	2	2
	C	2	2	3	2	2	2
	B	2	2	3	2	2	2
	A	2	2	3	2	2	2

C

C

METRAL P/N	ROW	CONTACT CODE MOD. I					
		1	2	3	4	5	6
89073-X64 SEE NOTE 11 LEAD FREE OPTION	D	3	3	3	1	3	3
	C	3	3	3	1	3	3
	B	3	3	3	1	3	3
	A	3	3	3	1	3	3

METRAL P/N	ROW	CONTACT CODE MOD. I					
		1	2	3	4	5	6
89073-X69 SEE NOTE 11 LEAD FREE OPTION	D	2	2	2	2	3	3
	C	2	2	2	2	3	3
	B	2	2	2	2	3	3
	A	2	2	2	2	3	3

METRAL P/N	ROW	CONTACT CODE MOD. I					
		1	2	3	4	5	6
89073-X74 SEE NOTE 11 LEAD FREE OPTION	D	3	3	3	3	3	3
	C	4	4	4	3	3	3
	B	4	3	4	3	3	3
	A	4	4	4	3	3	3

METRAL P/N	ROW	CONTACT CODE MOD. I					
		1	2	3	4	5	6
89073-X79 SEE NOTE 11 LEAD FREE OPTION	D	2	3	2	3	2	3
	C	2	3	2	3	2	3
	B	2	3	2	3	2	3
	A	2	3	2	3	2	3

METRAL P/N	ROW	CONTACT CODE MOD. I					
		1	2	3	4	5	6
89073-X65 SEE NOTE 11 LEAD FREE OPTION	D	4	4	4	4	4	4
	C	4	4	4	4	4	4
	B	4	4	4	4	4	2
	A	4	4	4	4	4	1

METRAL P/N	ROW	CONTACT CODE MOD. I					
		1	2	3	4	5	6
89073-X70 SEE NOTE 11 LEAD FREE OPTION	D	4	4	4	4	4	4
	C	19	19	19	19	19	19
	B	4	4	4	4	4	4
	A	19	19	19	4	4	4

METRAL P/N	ROW	CONTACT CODE MOD. I					
		1	2	3	4	5	6
89073-X75 SEE NOTE 11 LEAD FREE OPTION	D	11	11	11	11	11	11
	C	12	12	12	11	11	11
	B	12	11	12	11	11	11
	A	12	12	12	11	11	11

METRAL P/N	ROW	CONTACT CODE MOD. I					
		1	2	3	4	5	6
89073-X80 SEE NOTE 11 LEAD FREE OPTION	D	2	2	2	2	2	2
	C	2	2	2	2	2	2
	B	2	2	2	2	2	4
	A	2	2	2	2	2	2



Copyright FCI.

D

D

spec ref	*	dr	Terran Huang	2010/07/08	projection	mm	size	A4	scale	1:1
tolerance std	TOLERANCES UNLESS OTHERWISE SPECIFIED	eng	Terran Huang	2011/08/11			ecn no		ELX-DG-004963-1	
		chr	-	-			rel level		Released	
surface	3.2 200 inear	appr	Pei-Ming Zheng	2011/08/11	product family		METRAL		rev	CE
	angular 0° ±2°				title		METRAL SIGNAL HEADER		89073	
					cat. no.		-		Product - Customer Drw	
									sheet 6 of 10	

A

B

C

D

A

B

C

D

METRAL P/N	ROW	CONTACT CODE MOD. I					
		1	2	3	4	5	6
89073-X81 SEE NOTE 11 LEAD FREE OPTION	D	2	4	2	2	4	2
	C	2	4	2	2	4	2
	B	2	4	2	2	4	2
	A	2	4	2	2	4	2

METRAL P/N	ROW	CONTACT CODE MOD. I					
		1	2	3	4	5	6
89073-X86 SEE NOTE 11 LEAD FREE OPTION	D	1	1	1	1	3	3
	C	1	1	1	1	1	1
	B	1	1	1	1	1	1
	A	1	1	1	1	1	1

METRAL P/N	ROW	CONTACT CODE MOD. I					
		1	2	3	4	5	6
89073-X91 SEE NOTE 11 LEAD FREE OPTION	D	19	3	3	3	3	3
	C	19	3	3	2	3	3
	B	19	3	3	3	3	3
	A	19	3	1	3	3	3

METRAL P/N	ROW	CONTACT CODE MOD. I					
		1	2	3	4	5	6
89073-X96 SEE NOTE 11 LEAD FREE OPTION	D	2	-	2	-	2	2
	C	-	2	-	2	-	2
	B	2	-	2	-	2	2
	A	-	2	-	2	-	2

METRAL P/N	ROW	CONTACT CODE MOD. I					
		1	2	3	4	5	6
89073-X82 SEE NOTE 11 LEAD FREE OPTION	D	2	2	4	4	4	4
	C	2	2	4	2	2	4
	B	2	2	4	2	2	4
	A	2	2	4	2	2	4

METRAL P/N	ROW	CONTACT CODE MOD. I					
		1	2	3	4	5	6
89073-X87 SEE NOTE 11 LEAD FREE OPTION	D	2	-	2	2	2	-
	C	2	-	-	-	2	-
	B	-	-	-	-	2	-
	A	2	2	2	2	2	-

METRAL P/N	ROW	CONTACT CODE MOD. I					
		1	2	3	4	5	6
89073-X92 SEE NOTE 11 LEAD FREE OPTION	D	19	2	3	3	3	3
	C	19	3	3	3	3	3
	B	19	3	3	3	3	3
	A	19	3	1	3	3	3

METRAL P/N	ROW	CONTACT CODE MOD. I					
		1	2	3	4	5	6
89073-X97 SEE NOTE 11 LEAD FREE OPTION	D	6	6	6	6	6	6
	C	6	6	6	6	6	6
	B	6	6	6	6	6	8
	A	6	6	6	6	6	6

METRAL P/N	ROW	CONTACT CODE MOD. I					
		1	2	3	4	5	6
89073-X83 SEE NOTE 11 LEAD FREE OPTION	D	3	3	4	4	3	3
	C	3	3	4	4	3	3
	B	3	3	4	4	3	3
	A	3	3	4	4	3	3

METRAL P/N	ROW	CONTACT CODE MOD. I					
		1	2	3	4	5	6
89073-X88 SEE NOTE 11 LEAD FREE OPTION	D	1	-	-	1	1	1
	C	-	-	-	1	1	1
	B	-	-	-	1	1	1
	A	1	-	-	1	1	1

METRAL P/N	ROW	CONTACT CODE MOD. I					
		1	2	3	4	5	6
89073-X93 SEE NOTE 11 LEAD FREE OPTION	D	26	23	25	23	12	12
	C	23	23	25	23	12	12
	B	24	23	25	23	12	12
	A	23	23	25	23	12	12

METRAL P/N	ROW	CONTACT CODE MOD. I					
		1	2	3	4	5	6
89073-X98 SEE NOTE 11 LEAD FREE OPTION	D	6	7	7	6	8	8
	C	6	7	7	6	8	8
	B	6	7	7	6	8	8
	A	6	7	7	6	8	8

METRAL P/N	ROW	CONTACT CODE MOD. I					
		1	2	3	4	5	6
89073-X84 SEE NOTE 11 LEAD FREE OPTION	D	1	-	1	-	1	-
	C	1	1	-	1	-	1
	B	1	-	1	-	1	-
	A	1	1	-	1	-	1

METRAL P/N	ROW	CONTACT CODE MOD. I					
		1	2	3	4	5	6
89073-X89 SEE NOTE 11 LEAD FREE OPTION	D	3	3	2	2	2	2
	C	3	3	2	2	2	2
	B	3	3	2	2	2	2
	A	3	3	2	2	2	2

METRAL P/N	ROW	CONTACT CODE MOD. I					
		1	2	3	4	5	6
89073-X94 SEE NOTE 11 LEAD FREE OPTION	D	1	1	1	1	1	1
	C	1	1	1	1	1	1
	B	3	3	3	3	1	1
	A	3	3	3	3	1	1

METRAL P/N	ROW	CONTACT CODE MOD. I					
		1	2	3	4	5	6
89073-X99 SEE NOTE 11 LEAD FREE OPTION	D	3	3	3	3	3	3
	C	4	4	4	2	4	2
	B	4	3	4	2	4	2
	A	3	4	4	3	3	3

METRAL P/N	ROW	CONTACT CODE MOD. I					
		1	2	3	4	5	6
89073-X85 SEE NOTE 11 LEAD FREE OPTION	D	1	1	1	3	3	3
	C	19	19	19	19	19	19
	B	19	19	19	19	19	19
	A	19	19	19	19	19	19

METRAL P/N	ROW	CONTACT CODE MOD. I					
		1	2	3	4	5	6
89073-X90 SEE NOTE 11 LEAD FREE OPTION	D	3	3	3	3	1	19
	C	3	3	3	3	2	19
	B	3	3	3	3	3	19
	A	3	3	3	3	3	19

METRAL P/N	ROW	CONTACT CODE MOD. I					
		1	2	3	4	5	6
89073-X95 SEE NOTE 11 LEAD FREE OPTION	D	1	-	1	-	1	1
	C	-	1	-	1	-	1
	B	1	-	1	-	1	1
	A	-	1	-	1	-	1

METRAL P/N	ROW	CONTACT CODE MOD. I					
		1	2	3	4	5	6
89073-X100 SEE NOTE 11 LEAD FREE OPTION	D	4	4	4	4	2	4
	C	4	4	4	4	2	4
	B	4	4	4	4	2	4
	A	4	4	4	4	2	4

spec ref *		dr <b>Terran Huang</b>		2010/07/08		projection		size		scale													
tolerance std		eng <b>Terran Huang</b>		2011/08/11						A4													
TOLERANCES UNLESS OTHERWISE SPECIFIED		chr -		-						ecn no		ELX-DG-004963-1											
surface $\sqrt{3.2}$		appr <b>Pei-Ming Zheng</b>		2011/08/11		product family		METRAL		rel level													
<table border="1"> <tr> <td>linear</td> <td>0.X</td> <td><math>\pm 0.3</math></td> </tr> <tr> <td></td> <td>0.XX</td> <td><math>\pm 0.13</math></td> </tr> <tr> <td></td> <td>0.XXX</td> <td><math>\pm 0.051</math></td> </tr> <tr> <td>angular</td> <td>0°</td> <td><math>\pm 2^\circ</math></td> </tr> </table>		linear	0.X	$\pm 0.3$		0.XX	$\pm 0.13$		0.XXX	$\pm 0.051$	angular	0°	$\pm 2^\circ$			title		METRAL SIGNAL HEADER		dwg no		89073	
linear	0.X	$\pm 0.3$																					
	0.XX	$\pm 0.13$																					
	0.XXX	$\pm 0.051$																					
angular	0°	$\pm 2^\circ$																					
		www.fci.com		cat. no.		-		Product - Customer Drw		sheet 7 of 10													
								rev		CE													



Copyright FCI.

A

A

METRAL P/N	ROW	CONTACT CODE MOD. I					
		1	2	3	4	5	6
89073-X101 SEE NOTE 11 LEAD FREE OPTION	D	2	2	2	2	2	2
	C	2	1	2	2	2	2
	B	2	2	2	2	2	2
	A	3	3	3	3	3	3

METRAL P/N	ROW	CONTACT CODE MOD. I					
		1	2	3	4	5	6
89073-X106 SEE NOTE 11 LEAD FREE OPTION	D	4	2	2	2	2	2
	C	4	2	2	2	2	2
	B	4	2	2	2	2	2
	A	4	2	2	2	2	2

METRAL P/N	ROW	CONTACT CODE MOD. I					
		1	2	3	4	5	6
89073-X111 SEE NOTE 11 LEAD FREE OPTION	D	2	2	4	4	2	2
	C	2	2	4	4	2	2
	B	2	2	4	4	2	2
	A	2	2	4	4	2	2

METRAL P/N	ROW	CONTACT CODE MOD. I					
		1	2	3	4	5	6
89073-X116 SEE NOTE 11 LEAD FREE OPTION	D	-	6	7	7	6	-
	C	-	6	7	7	6	-
	B	-	6	7	7	6	-
	A	-	6	7	7	6	-

METRAL P/N	ROW	CONTACT CODE MOD. I					
		1	2	3	4	5	6
89073-X102 SEE NOTE 11 LEAD FREE OPTION	D	6	8	8	6	20	20
	C	6	8	8	6	20	20
	B	6	8	8	6	20	20
	A	6	8	8	6	20	20

METRAL P/N	ROW	CONTACT CODE MOD. I					
		1	2	3	4	5	6
89073-X107 SEE NOTE 11 LEAD FREE OPTION	D	2	2	2	4	2	2
	C	2	2	2	4	2	2
	B	2	2	2	4	2	2
	A	2	2	2	4	2	2

METRAL P/N	ROW	CONTACT CODE MOD. I					
		1	2	3	4	5	6
89073-X112 SEE NOTE 11 LEAD FREE OPTION	D	4	2	3	2	2	3
	C	4	2	3	2	2	3
	B	4	3	2	-	2	3
	A	4	3	1	-	2	3

METRAL P/N	ROW	CONTACT CODE MOD. I					
		1	2	3	4	5	6
89073-X117 SEE NOTE 11 LEAD FREE OPTION	D	3	3	3	3	3	3
	C	3	3	3	19	3	3
	B	3	3	3	3	3	3
	A	3	3	3	3	3	3

B

B

METRAL P/N	ROW	CONTACT CODE MOD. I					
		1	2	3	4	5	6
89073-X103 SEE NOTE 11 LEAD FREE OPTION	D	2	4	4	2	19	19
	C	2	4	4	2	19	19
	B	2	4	4	2	19	19
	A	2	4	4	2	19	19

METRAL P/N	ROW	CONTACT CODE MOD. I					
		1	2	3	4	5	6
89073-X108 SEE NOTE 11 LEAD FREE OPTION	D	2	2	2	2	3	2
	C	2	2	2	2	3	2
	B	2	2	2	2	2	2
	A	2	2	2	2	2	2

METRAL P/N	ROW	CONTACT CODE MOD. I					
		1	2	3	4	5	6
89073-X113 SEE NOTE 11 LEAD FREE OPTION	D	3	4	2	2	3	3
	C	3	4	2	2	3	3
	B	3	4	2	2	3	3
	A	3	4	2	2	-	3

METRAL P/N	ROW	CONTACT CODE MOD. I					
		1	2	3	4	5	6
89073-X118 SEE NOTE 11 LEAD FREE OPTION	D	2	2	2	3	2	2
	C	2	2	2	3	2	2
	B	2	2	2	3	2	2
	A	2	2	2	3	2	2

METRAL P/N	ROW	CONTACT CODE MOD. I					
		1	2	3	4	5	6
89073-X104 SEE NOTE 11 LEAD FREE OPTION	D	8	6	6	6	6	6
	C	8	6	6	6	6	6
	B	8	6	6	6	6	6
	A	8	6	6	6	6	6

METRAL P/N	ROW	CONTACT CODE MOD. I					
		1	2	3	4	5	6
89073-X109 SEE NOTE 11 LEAD FREE OPTION	D	2	2	2	2	2	2
	C	2	2	2	2	2	2
	B	2	2	2	2	2	2
	A	2	3	2	2	2	2

METRAL P/N	ROW	CONTACT CODE MOD. I					
		1	2	3	4	5	6
89073-X114 SEE NOTE 11 LEAD FREE OPTION	D	6	6	8	6	6	6
	C	6	6	8	6	6	6
	B	6	6	8	6	6	6
	A	6	6	8	6	6	6

METRAL P/N	ROW	CONTACT CODE MOD. I					
		1	2	3	4	5	6
89073-X119 SEE NOTE 11 LEAD FREE OPTION	D	3	3	3	2	2	2
	C	3	3	3	2	2	2
	B	3	3	3	2	2	2
	A	3	3	3	2	2	2

C

C

METRAL P/N	ROW	CONTACT CODE MOD. I					
		1	2	3	4	5	6
89073-X105 SEE NOTE 11 LEAD FREE OPTION	D	2	2	2	1	2	2
	C	2	2	2	4	2	2
	B	2	2	2	2	2	2
	A	2	2	2	2	2	2

METRAL P/N	ROW	CONTACT CODE MOD. I					
		1	2	3	4	5	6
89073-X110 SEE NOTE 11 LEAD FREE OPTION	D	2	3	3	2	4	4
	C	2	3	3	2	4	4
	B	2	3	3	2	4	4
	A	2	3	3	2	4	4

METRAL P/N	ROW	CONTACT CODE MOD. I					
		1	2	3	4	5	6
89073-X115 SEE NOTE 11 LEAD FREE OPTION	D	8	6	6	6	6	8
	C	8	6	6	6	6	8
	B	8	6	6	6	6	8
	A	8	6	6	6	6	8

METRAL P/N	ROW	CONTACT CODE MOD. I					
		1	2	3	4	5	6
89073-X120 SEE NOTE 11 LEAD FREE OPTION	D	6	6	5	5	7	6
	C	6	6	6	6	7	6
	B	6	6	6	6	7	6
	A	6	6	6	6	7	6



Copyright FCI.

D

D

spec ref	*	dr	Terran Huang	2010/07/08	projection	mm	size	A4	scale	1:1
tolerance std	TOLERANCES UNLESS OTHERWISE SPECIFIED	eng	Terran Huang	2011/08/11			ecn no	ELX-DG-004963-1		
		chr	-	-			rel level	Released		
		appr	Pei-Ming Zheng	2011/08/11	product family	METRAL		rev		
surface	3.2 200 linear	0.X	±0.3		title	METRAL SIGNAL HEADER			dwg no	89073
		0.XX	±0.13	www.fci.com		1 MOD, 4 ROW PRESS-FIT				CE
		0.XXX	±.051		cat. no.	-	Product - Customer Drw	sheet	8 of 10	
	angular	0°	±2°							





Copyright FCI.

METRAL P/N	ROW	CONTACT CODE MOD. I					
		1	2	3	4	5	6
89073-X121 SEE NOTE 11 LEAD FREE OPTION	D	3	3	4	3	4	2
	C	3	3	4	3	4	2
	B	3	3	4	3	4	2
	A	3	3	4	3	4	2

METRAL P/N	ROW	CONTACT CODE MOD. I					
		1	2	3	4	5	6
89073-X126 SEE NOTE 11 LEAD FREE OPTION	D	4	2	2	2	2	2
	C	4	2	2	2	2	2
	B	4	2	2	2	2	4
	A	4	2	2	2	2	2

METRAL P/N	ROW	CONTACT CODE MOD. I					
		1	2	3	4	5	6
89073-X122 SEE NOTE 11 LEAD FREE OPTION	D	4	4	2	4	2	2
	C	2	2	2	4	4	4
	B	4	4	2	4	2	2
	A	2	2	2	4	4	4

METRAL P/N	ROW	CONTACT CODE MOD. I					
		1	2	3	4	5	6
89073-X127 SEE NOTE 11 LEAD FREE OPTION	D	25	23	23	23	23	23
	C	23	23	23	23	23	23
	B	23	23	23	23	23	23
	A	23	23	23	23	23	23

METRAL P/N	ROW	CONTACT CODE MOD. I					
		1	2	3	4	5	6
89073-X123 SEE NOTE 11 LEAD FREE OPTION	D	2	3	2	2	2	2
	C	2	3	2	2	2	2
	B	2	3	2	2	2	2
	A	2	3	2	2	2	2

METRAL P/N	ROW	CONTACT CODE MOD. I					
		1	2	3	4	5	6
89073-X128 SEE NOTE 11 LEAD FREE OPTION	D	3	2	1	1	1	1
	C	3	2	1	1	1	1
	B	3	2	1	1	1	1
	A	3	2	1	1	1	1



METRAL P/N	ROW	CONTACT CODE MOD. I					
		1	2	3	4	5	6
89073-X124 SEE NOTE 11 LEAD FREE OPTION	D	2	3	2	3	2	2
	C	2	3	2	3	2	2
	B	2	3	2	3	2	2
	A	2	3	2	3	2	2

METRAL P/N	ROW	CONTACT CODE MOD. I					
		1	2	3	4	5	6
89073-X125 SEE NOTE 11 LEAD FREE OPTION	D	4	3	3	3	3	4
	C	4	3	3	3	3	4
	B	4	3	3	3	3	4
	A	4	3	3	3	3	4

spec ref	*	dr	Terran Huang	2010/07/08	projection	mm	size	A4	scale	1:1
tolerance std	TOLERANCES UNLESS OTHERWISE SPECIFIED	eng	Terran Huang	2011/08/11			ecn no		ELX-DG-004963-1	
		chr	-	-			rel level		Released	
surface	3.2	appr	Pei-Ming Zheng	2011/08/11	product family		METRAL		rev	
	linear				title		METRAL SIGNAL HEADER		dwg no	
	0.X				1 MOD, 4 ROW PRESS-FIT		89073		CE	
	0.XX				cat. no.		-		Product - Customer Drw	
	0.XXX								sheet 9 of 10	
	angular									

ProE File - REV C - 2009-06-09

NOTES:

- 1. FOR DIM A AND B SEE SHEET 2 AND UP.
- 2. BODY MATERIAL: LIQUID CRYSTAL  
POLYMER 30 % GLASS.  
FLAME RETARDANT ACC. UL 94-V0.
- 3. PIN MATERIAL:  
PHOSPHOR BRONZE.
- 4. PLATING ON PRESS-FIT TAIL:  
55422 -XXX IS SnPb  
55422 -XXYLF IS SN (LEAD FREE)  
PLATING ON CONTACT AREA CONFORMS TO PERFORMANCE LEVEL SHOWN IN TABLE.
- 5. PRODUCT MARKING:  
PART NUMBER DESIGNATION & BATCH I.D.
- 6. ALL PRODUCTS WITH PART NUMBERS SHOWN IN SUBSEQUENT TABLES WILL BE PACKAGED IN TUBES. IF TRAY PACKAGING IS REQUIRED, A SUFFIX "P" WILL BE ADDED TO THE END OF THE PART NUMBER. EXAMPLE: XXXXX-XXXP OR XXXXX-XXXXP, XXXXX-XXXPLF OR XXXXX-XXXPLFP
- 7. PRODUCT SPECIFICATION GS-12-180  
APPLICATION SPECIFICATION BUS-20-073
- 8. AFTER INSERTION INTO CIRCUIT BOARD WITH QUALIFIED TOOL.
- 9. -A PLATING HAS Au FLASH IN PRESS FIT AREA (LEAD FREE).
- 10. THE PRODUCTS WHERE THE PART NUMBER ENDS IN LF MEET THE EUROPEAN UNION DIRECTIVES AND OTHER COUNTRY REGULATIONS AS DESCRIBED IN GS-22-008.  
  
ALL PRODUCTS EXCEPT THOSE WITH PART NUMBERS CONTAINING (DRAWING NO.)-NI--- OR (DRAWING NO.)-N5---WILL WITHSTAND EXPOSURE TO 260°C FOR 60 SECONDS IN A CONVECTION, INFRA-RED OR VAPOR PHASE REFLOW OVEN. PART NUMBERS (DRAWING NO.)-NI--- AND (DRAWINGS NO.)-N5---WILL NOT WITHSTAND REFLOW AND Au CONTACT SURFACE OF THE CONTACTS SHALL BE EXPOSED TO A MAXIMIM 140°C FOR NO LONGER THAN 15 SECONDS IN A WAVE SOLDER APPLICATION.
- 11. FOR LEAD FREE PART NUMBERS, ADD AN "LF" SUFFIX.  
EXAMPLE: 89073-XOILF

PLATING IN CONTACT AREA		
DASH NUMBER	PERFORMANCE LEVEL	NOTES
-Ayy OR -AYyy	TELCORDIA CO	SEE NOTE 9
-NIyy OR -NIyy	TELCORDIA CO (NXT)	-
-N5yy OR N5yy	TELCORDIA UE (NXT)	-
-Iyy OR -Iyy	TELCORDIA CO	-
-2yy OR -2yy	TELECOM CLASS	-
-3yy OR -3yy	IEC CLASS I	-
-5yy OR -5yy	TELCORDIA UE	-
-9yy OR -9yy	TELCORDIA CO	-
-AYYLF OR -AYYLF	TELCORDIA CO	SEE NOTE 10
-NIYYLF OR -NIYYLF	TELCORDIA CO (NXT) IEC CLASS I	SEE NOTE 10
-N5YYLF OR N5YYLF	TELCORDIA UE (NXT)	SEE NOTE 10
-IYYLF OR -IYYLF	TELCORDIA CO IEC CLASS I	SEE NOTE 10
-2YYLF OR -2YYLF	TELECOM CLASS	SEE NOTE 10
-5YYLF OR -5YYLF	TELCORDIA UE	SEE NOTE 10



Copyright FCI.

spec ref	*	dr	Terran Huang	2010/07/08	projection 	mm 	size	A4	scale	53:50	
tolerance std	TOLERANCES UNLESS OTHERWISE SPECIFIED	eng	Terran Huang	2011/08/11			product family	METRAL	ecn no	ELX-DG-004963-1	
		chr	-	-				rel level	Released		
surface	3.2	appr	Pei-Ming Zheng	2011/08/11	title		METRAL SIGNAL HEADER	rev	CE		
	linear				cat. no.		-	Product - Customer Drw	sheet 10 of 10		
	angular				www.fci.com						



## Стандарт Электрон Связь

Мы молодая и активно развивающаяся компания в области поставок электронных компонентов. Мы поставляем электронные компоненты отечественного и импортного производства напрямую от производителей и с крупнейших складов мира.

Благодаря сотрудничеству с мировыми поставщиками мы осуществляем комплексные и плановые поставки широчайшего спектра электронных компонентов.

Собственная эффективная логистика и склад в обеспечивает надежную поставку продукции в точно указанные сроки по всей России.

Мы осуществляем техническую поддержку нашим клиентам и предпродажную проверку качества продукции. На все поставляемые продукты мы предоставляем гарантию .

Осуществляем поставки продукции под контролем ВП МО РФ на предприятия военно-промышленного комплекса России , а также работаем в рамках 275 ФЗ с открытием отдельных счетов в уполномоченном банке. Система менеджмента качества компании соответствует требованиям ГОСТ ISO 9001.

Минимальные сроки поставки, гибкие цены, неограниченный ассортимент и индивидуальный подход к клиентам являются основой для выстраивания долгосрочного и эффективного сотрудничества с предприятиями радиоэлектронной промышленности, предприятиями ВПК и научно-исследовательскими институтами России.

С нами вы становитесь еще успешнее!

### Наши контакты:

**Телефон:** +7 812 627 14 35

**Электронная почта:** [sales@st-electron.ru](mailto:sales@st-electron.ru)

**Адрес:** 198099, Санкт-Петербург,  
Промышленная ул, дом № 19, литера Н,  
помещение 100-Н Офис 331