


Easy to Assemble

Solderless PCB Connectors

TEST & MEASUREMENT





Company Profile

About Rosenberger

Rosenberger, a family owned company, is one of the world's leading manufacturers of impedance-controlled connectivity solutions in high-frequency, high-voltage and fiberoptic technology. Renowned companies in high-tech industries trust the precision and quality of Rosenberger products, e.g. mobile communication networks, data centers, test & measurement industries, automotive electronics, industrial and medical electronics, or aerospace engineering.

Worldwide, the Rosenberger group operates a global network of R&D, manufacturing and assembly locations as well as Rosenberger sales offices in Europe, Asia and North and South America where more than 10,000 employees develop, produce and sell our products.

Test & Measurement

Rosenberger is a dependable and renowned development partner in industrial measurement technology. The fact that we work with leading global companies from the electronic measurement technology field reflects the way that others trust our research and development, our high-quality manufacturing, and not least our customer-orientated "Made in Germany" service. Rosenberger provides customized solutions – cost-optimized and timely – from the initial idea right through to volume production.

Rosenberger develops and produces a comprehensive range of cost-effective, high-quality and high-precision test & measurement products and services – microwave measurements & VNA calibrations, lab and factory testing, semiconductor test applications, PCB connections or network testing.




Solderless PCB Connectors – up to 110 GHz

Rosenberger provides a wide product range of solderless PCB connectors for challenging test & measurement demands. These PCB connectors can easily be assembled by using screws.

The product spectrum includes:

- Economic solderless PCB connectors for standard applications with frequencies up to 70 GHz
- High-performance solderless PCB connectors for frequencies up to 110 GHz
- Test PCBs, assembled with two PCB connectors





Economic Solderless PCB Connectors

For a variety of standard applications Rosenberger has developed cost-effective, economic solderless PCB connectors. These straight connector types are designed to provide low return loss values for frequencies up to 70 GHz.

Economic solderless PCB connectors from Rosenberger can be easily mounted by using screws. Standard screws for a PCB thickness of maximum 2.5 mm are included, optional screws for thicker PCBs are available on request. Their mode-free design allows very good RF performance for standard applications in the fields of test and measurement, chip testing fixtures, board characterization or communication industries.

Product Features

- PCB connection – no soldering required
- RPC-1.85, RPC-2.40, RPC-2.92 and RPC-3.50 interfaces available
- Cost-effective connectors
- Mating cycles interface ≥ 500
- Mating cycles PCB side ≥ 300 (typical)
- Reduced installation time
- For frequencies up to 70 GHz
- Universal, robust and reusable



Product Portfolio


Rosenberger No.	Connector	Return Loss ¹⁾	Remarks
03K721-40MS3	RPC-3.50 female	≥ 21 dB, DC to 26.5 GHz	For stripline or microstrip on bottom layer
03K722-40MS3			For microstrip on top layer
02K721-40MS3	RPC-2.92 female	≥ 21 dB, DC to 26.5 GHz ≥ 15 dB, 26.5 GHz to 40 GHz	For stripline or microstrip on bottom layer
02K722-40MS3			For microstrip on top layer
09K721-40MS3	RPC-2.40 female	≥ 21 dB, DC to 26.5 GHz ≥ 15 dB, 26.5 GHz to 40 GHz ≥ 14 dB, 40 GHz to 50 GHz	For stripline or microstrip on bottom layer
09K722-40MS3			For microstrip on top layer
08K721-40MS3	RPC-1.85 female	≥ 21 dB, DC to 26.5 GHz ≥ 15 dB, 26.5 GHz to 40 GHz ≥ 14 dB, 40 GHz to 50 GHz ≥ 10 dB, 50 GHz to 70 GHz	For stripline or microstrip on bottom layer
08K722-40MS3			For microstrip on top layer

¹⁾ Return Loss in application depends decisive on PCB layout

For economic solderless PCB connectors Rosenberger offers test PCBs also for sale and for loan. The test PCBs are assembled with two solderless connectors with the same interface.

Rosenberger No.	Connector	Return Loss
PCB-R3802-SB	2 x 03K721-40MS3	≥ 15 dB, DC to 26.5 GHz
PCB-S4102-SB	2 x 03K722-40MS3	
PCB-R3803-SB	2 x 02K721-40MS3	≥ 14 dB, DC to 26.5 GHz ≥ 10 dB, 26.5 GHz to 40 GHz
PCB-S4103-SB	2 x 02K722-40MS3	
PCB-R3804-SB	2 x 09K721-40MS3	≥ 14 dB, DC to 26.5 GHz ≥ 10 dB, 26.5 GHz to 40 GHz ≥ 7 dB, 40 GHz to 50 GHz
PCB-S4104-SB	2 x 09K722-40MS3	
PCB-R3805-SB	2 x 08K721-40MS3	≥ 14 dB, DC to 26.5 GHz ≥ 10 dB, 26.5 GHz to 40 GHz ≥ 7 dB, 40 GHz to 70 GHz
PCB-S4105-SB	2 x 08K722-40MS3	

For specific details refer to the technical data sheets in our online catalog.
www.rosenberger.com/ok




High-Performance Solderless PCB Connectors

For high-performance applications Rosenberger has developed solderless PCB mount connectors. These 30° angle connectors are designed to provide low return loss values for frequencies up to 110 GHz – for single-layer or multi-layer printed circuit boards where the microwave layer is on the top.

Solderless PCB mount connectors from Rosenberger can be easily mounted by using screws and pre-positioning dowel pins. Screws for a PCB thickness of maximum 1.5 mm are included. The dimensions are expandable by using longer screws. Their mode-free design allows excellent RF performance for high performance applications in ultra-high frequency test and measurement applications, applications where minimum radiation and coupling to adjacent circuitry is mandatory or test fixtures and board characterization.

Product Features

- PCB connection – no soldering required
- Prepositioning enforced by dowel pins
- Clamping mechanism accommodates a wide range of board thicknesses while providing a continuous ground connection between contact area and circuit board
- Universal, robust and reusable
- RPC-1.00, RPC-1.35, RPC-1.85 and RPC-2.92 interfaces available
- Mating cycles interface ≥ 500
- Mating cycles on PCB side ≥ 300
- For frequencies up to 110 GHz





Product Portfolio

Rosenberger No.	Connector	Return Loss ¹⁾
02K80F-40ML5	RPC-2.92 female	≥ 21 dB, DC to 26.5 GHz ≥ 19 dB, 26.5 GHz to 40 GHz
08K80F-40ML5	RPC-1.85 female	≥ 21 dB, DC to 26.5 GHz ≥ 19 dB, 26.5 GHz to 40 GHz ≥ 17 dB, 40 GHz to 60 GHz ≥ 14 dB, 60 GHz to 70 GHz
P9K80A-40ML5	RPC-1.35 female	≥ 21 dB, DC to 26.5 GHz ≥ 19 dB, 26.5 GHz to 40 GHz ≥ 17 dB, 40 GHz to 60 GHz ≥ 14 dB, 60 GHz to 70 GHz ≥ 12 dB, 70 GHz to 90 GHz
01K80A-40ML5	RPC-1.00 female	≥ 21 dB, DC to 26.5 GHz ≥ 19 dB, 26.5 GHz to 40 GHz ≥ 17 dB, 40 GHz to 70 GHz ≥ 12 dB, 70 GHz to 100 GHz ≥ 10 dB, 100 GHz to 110 GHz

1) Return Loss in application depends decisive on PCB layout

For high-performance solderless PCB connectors Rosenberger offers test PCBs also for sale and for loan. The test PCBs are assembled with two solderless connectors with the same interface.

Rosenberger No.	Connector	Return Loss
PCB-L3401A-SB	2 x 02K80F-40ML5	≥ 15 dB, DC to 40 GHz
PCB-K2702C-SB	2 x 08K80F-40ML5	≥ 12 dB, DC to 70 GHz
PCB-K2702D-SB	2 x P9K80A-40ML5	≥ 12 dB, DC to 70 GHz ≥ 10 dB, 70 GHz to 90 GHz
PCB-K2702A-SB	2 x 01K80A-40ML5	≥ 12 dB, DC to 70 GHz ≥ 7 dB, 70 GHz to 110 GHz

For specific details refer to the technical data sheets in our online catalog.
www.rosenberger.com/ok



Website

For more information refer to our website:
www.rosenberger.com/t&m

Rosenberger

Rosenberger Hochfrequenztechnik GmbH & Co. KG

Hauptstraße 1 | 83413 Fridolfing

P.O. Box 1260 | 84526 Tittmoning

Germany

Phone +49 8684 18-0

info@rosenberger.com

www.rosenberger.com

Certified by IATF 16949 · DIN EN 9100 · ISO 9001 · ISO 14001

Order No.

pA 275620 · Info350PCBSolderlessFlyEN

2000/2019

Rosenberger® is a registered trademark of Rosenberger Hochfrequenztechnik GmbH & Co. KG.
All rights reserved.

© Rosenberger 2019



Стандарт Электрон Связь

Мы молодая и активно развивающаяся компания в области поставок электронных компонентов. Мы поставляем электронные компоненты отечественного и импортного производства напрямую от производителей и с крупнейших складов мира.

Благодаря сотрудничеству с мировыми поставщиками мы осуществляем комплексные и плановые поставки широчайшего спектра электронных компонентов.

Собственная эффективная логистика и склад в обеспечивает надежную поставку продукции в точно указанные сроки по всей России.

Мы осуществляем техническую поддержку нашим клиентам и предпродажную проверку качества продукции. На все поставляемые продукты мы предоставляем гарантию .

Осуществляем поставки продукции под контролем ВП МО РФ на предприятия военно-промышленного комплекса России , а также работаем в рамках 275 ФЗ с открытием отдельных счетов в уполномоченном банке. Система менеджмента качества компании соответствует требованиям ГОСТ ISO 9001.

Минимальные сроки поставки, гибкие цены, неограниченный ассортимент и индивидуальный подход к клиентам являются основой для выстраивания долгосрочного и эффективного сотрудничества с предприятиями радиоэлектронной промышленности, предприятиями ВПК и научно-исследовательскими институтами России.

С нами вы становитесь еще успешнее!

Наши контакты:

Телефон: +7 812 627 14 35

Электронная почта: sales@st-electron.ru

Адрес: 198099, Санкт-Петербург,
Промышленная ул, дом № 19, литера Н,
помещение 100-Н Офис 331