
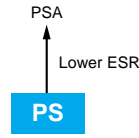


NPCAP™-PS Series

- Super low ESR, high temperature resistance
- Large capacitance & Improved high ripple current capability
- Rated voltage range : 2.5 to 35V_{dc}
- Endurance : 2,000 hours at 105°C
- Suitable for DC-DC converters, voltage regulators and decoupling applications
For computer motherboards
- RoHS Compliant



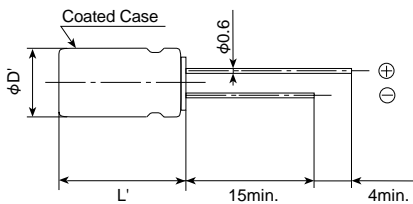
◆ SPECIFICATIONS

Items	Characteristics										
Category Temperature Range	-55 to +105°C										
Rated Voltage Range	2.5 to 35V _{dc}										
Capacitance Tolerance	±20% (M) (at 20°C, 120Hz)										
Surge Voltage	Rated voltage×1.15 (at 105°C)										
Leakage Current *Note	I=0.2CV (Rated voltage 2.5 to 25V _{dc}) / I=0.5CV (Rated voltage 35V _{dc}) Where, I : Max. leakage current (μA), C : Nominal capacitance (μF), V : Rated voltage (V _{dc}) (at 20°C after 2 minutes)										
Dissipation Factor (tanδ)	0.12 max. (at 20°C, 120Hz)										
Low Temperature Characteristics (Max. Impedance Ratio)	Z(-25°C)/Z(+20°C)≤1.15 Z(-55°C)/Z(+20°C)≤1.25 (at 100kHz)										
Endurance	The following specifications shall be satisfied when the capacitors are restored to 20°C after the rated voltage is applied for 2,000 hours at 105°C.										
	<table border="1"> <tr> <td>Appearance</td> <td>No significant damage</td> </tr> <tr> <td>Capacitance change</td> <td>≤±20% of the initial value</td> </tr> <tr> <td>D.F. (tanδ)</td> <td>≤150% of the initial specified value</td> </tr> <tr> <td>ESR</td> <td>≤150% of the initial specified value</td> </tr> <tr> <td>Leakage current</td> <td>≤The initial specified value</td> </tr> </table>	Appearance	No significant damage	Capacitance change	≤±20% of the initial value	D.F. (tanδ)	≤150% of the initial specified value	ESR	≤150% of the initial specified value	Leakage current	≤The initial specified value
Appearance	No significant damage										
Capacitance change	≤±20% of the initial value										
D.F. (tanδ)	≤150% of the initial specified value										
ESR	≤150% of the initial specified value										
Leakage current	≤The initial specified value										
Bias Humidity Test	The following specifications shall be satisfied when the capacitors are restored to 20°C after subjecting them to DC voltage at 60°C, 90 to 95% RH for 1,000 hours.										
	<table border="1"> <tr> <td>Appearance</td> <td>No significant damage</td> </tr> <tr> <td>Capacitance change</td> <td>≤±20% of the initial value</td> </tr> <tr> <td>D.F. (tanδ)</td> <td>≤150% of the initial specified value</td> </tr> <tr> <td>ESR</td> <td>≤150% of the initial specified value</td> </tr> <tr> <td>Leakage current</td> <td>≤The initial specified value</td> </tr> </table>	Appearance	No significant damage	Capacitance change	≤±20% of the initial value	D.F. (tanδ)	≤150% of the initial specified value	ESR	≤150% of the initial specified value	Leakage current	≤The initial specified value
Appearance	No significant damage										
Capacitance change	≤±20% of the initial value										
D.F. (tanδ)	≤150% of the initial specified value										
ESR	≤150% of the initial specified value										
Leakage current	≤The initial specified value										
Surge Voltage Test	The capacitors shall be subjected to 1,000 cycles each consisting of charge with the surge voltage specified at 105°C for 30 seconds through a protective resistor(R=1kΩ) and discharge for 5 minutes 30 seconds.										
	<table border="1"> <tr> <td>Appearance</td> <td>No significant damage</td> </tr> <tr> <td>Capacitance change</td> <td>≤±20% of the initial value</td> </tr> <tr> <td>D.F. (tanδ)</td> <td>≤150% of the initial specified value</td> </tr> <tr> <td>ESR</td> <td>≤150% of the initial specified value</td> </tr> <tr> <td>Leakage current</td> <td>≤The initial specified value</td> </tr> </table>	Appearance	No significant damage	Capacitance change	≤±20% of the initial value	D.F. (tanδ)	≤150% of the initial specified value	ESR	≤150% of the initial specified value	Leakage current	≤The initial specified value
Appearance	No significant damage										
Capacitance change	≤±20% of the initial value										
D.F. (tanδ)	≤150% of the initial specified value										
ESR	≤150% of the initial specified value										
Leakage current	≤The initial specified value										
Failure Rate	0.5% per 1,000 hours maximum (Confidence level 60% at 105°C)										

*Note : If any doubt arises, measure the leakage current after the following voltage treatment.
Voltage treatment : DC rated voltage is applied to the capacitors for 120 minutes at 105°C.

◆ DIMENSIONS [mm]

- Terminal Code : E



Size code	HB5	JC5
φD	8	10
φd		0.6
F	3.5	5.0
φD'	φD+0.5max.	
L'	L+1.5max.	

◆ MARKING

EX) 4V820μF



◆PART NUMBERING SYSTEM



Please refer to "Product code guide (conductive polymer type)"

◆STANDARD RATINGS

WV(V _{dc})	Cap(μF)	Case size φD×L(mm)	ESR (mΩ _{max} /20°C, 100k to 300kHz)	Rated ripple current (mArms/105°C, 100kHz)	Part No.
2.5	680	8 × 11.5	10	5,230	APS-2R5E□□681MHB5S
	820	8 × 11.5	10	5,230	APS-2R5E□□821MHB5S
	1500	10 × 12.5	8	5,500	APS-2R5E□□152MJC5S
4	560	8 × 11.5	10	5,230	APS-4R0E□□561MHB5S
	820	10 × 12.5	8	5,500	APS-4R0E□□821MJC5S
	1000	10 × 12.5	8	5,500	APS-4R0E□□102MJC5S
	1200	10 × 12.5	8	5,500	APS-4R0E□□122MJC5S
6.3	390	8 × 11.5	12	4,770	APS-6R3E□□391MHB5S
	470	8 × 11.5	12	4,770	APS-6R3E□□471MHB5S
	680	10 × 12.5	10	5,500	APS-6R3E□□681MJC5S
	820	10 × 12.5	10	5,500	APS-6R3E□□821MJC5S
	1000	10 × 12.5	10	5,500	APS-6R3E□□102MJC5S
10	270	8 × 11.5	14	4,420	APS-100E□□271MHB5S
	330	8 × 11.5	14	4,420	APS-100E□□331MHB5S
	470	10 × 12.5	12	5,300	APS-100E□□471MJC5S
	560	10 × 12.5	12	5,300	APS-100E□□561MJC5S
16	100	8 × 11.5	16	4,360	APS-160E□□101MHB5S
	180	8 × 11.5	16	4,360	APS-160E□□181MHB5S
	270	10 × 12.5	14	5,050	APS-160E□□271MJC5S
	330	10 × 12.5	14	5,050	APS-160E□□331MJC5S
20	100	8 × 11.5	24	3,320	APS-200E□□101MHB5S
	150	10 × 12.5	20	4,320	APS-200E□□151MJC5S
25	68	8 × 11.5	24	3,320	APS-250E□□680MHB5S
	100	10 × 12.5	20	4,320	APS-250E□□101MJC5S
35	18	8 × 11.5	34	2,830	APS-350E□□180MHB5S
	33	10 × 12.5	30	3,270	APS-350E□□330MJC5S

□□ : Enter the appropriate lead forming or taping code.

Mouser Electronics

Authorized Distributor

Click to View Pricing, Inventory, Delivery & Lifecycle Information:

United Chemi-Con (UCC):

[APS-200ELL101MHB5S](#) [APS-200ETD101MHB5S](#) [APS-6R3ELL102MJC5S](#) [APS-100ELL271MHB5S](#) [APS-100ELL471MJC5S](#) [APS-100ETD471MJC5S](#) [APS-160ELL181MHB5S](#) [APS-160ETD181MHB5S](#) [APS-160ETD331MJC5S](#) [APS-200ELL151MJC5S](#) [APS-250ETD680MHB5S](#) [APS-2R5ELL152MJC5S](#) [APS-2R5ELL681MHB5S](#) [APS-4R0ELL561MHB5S](#) [APS-4R0ELL821MJC5S](#) [APS-6R3ELL391MHB5S](#) [APS-6R3ELL681MJC5S](#) [APS-160ELL331MJC5S](#) [APS-160EC3331MJC5S](#) [APS-100ETD561MJC5S](#) [APS-200ETD151MJC5S](#) [APS-160EC3181MHB5S](#) [APS-160ETD271MJA5S](#) [APS-250ELL101MJC5S](#) [APS-6R3ETD681MJC5S](#) [APS-350ELL180MHB5S](#) [APS-250ETD101MJC5S](#) [6PS390MH11](#) [APS-2R5ETD152MJC5S](#) [APS-160ELL271MJC5S](#) [6PS390MH11-T15](#) [10PS270MH11](#) [4PS820MJ12-T14](#) [16PS330MBJ12](#) [2R5PS680MH11](#) [20PS150MJ12](#) [APS-100ETD271MHB5S](#) [APS-160ELL271MJA5S](#) [16PS180MH11T15](#) [16PS330MJ12T14](#) [10PS470MJ12](#) [4PS560MH11T15](#) [4PS560MAH11F18](#) [6PS680MJ12T14](#) [25PS68MH11T15](#) [6PS1000MJ12](#) [APS-250ELL680MHB5S](#) [4PS560MH11](#) [16PS180MH11](#) [25PS100MJ12](#) [16PS330MJ12](#)



**Стандарт
Электрон
Связь**

Мы молодая и активно развивающаяся компания в области поставок электронных компонентов. Мы поставляем электронные компоненты отечественного и импортного производства напрямую от производителей и с крупнейших складов мира.

Благодаря сотрудничеству с мировыми поставщиками мы осуществляем комплексные и плановые поставки широчайшего спектра электронных компонентов.

Собственная эффективная логистика и склад в обеспечивает надежную поставку продукции в точно указанные сроки по всей России.

Мы осуществляем техническую поддержку нашим клиентам и предпродажную проверку качества продукции. На все поставляемые продукты мы предоставляем гарантию .

Осуществляем поставки продукции под контролем ВП МО РФ на предприятия военно-промышленного комплекса России , а также работаем в рамках 275 ФЗ с открытием отдельных счетов в уполномоченном банке. Система менеджмента качества компании соответствует требованиям ГОСТ ISO 9001.

Минимальные сроки поставки, гибкие цены, неограниченный ассортимент и индивидуальный подход к клиентам являются основой для выстраивания долгосрочного и эффективного сотрудничества с предприятиями радиоэлектронной промышленности, предприятиями ВПК и научно-исследовательскими институтами России.

С нами вы становитесь еще успешнее!

Наши контакты:

Телефон: +7 812 627 14 35

Электронная почта: sales@st-electron.ru

Адрес: 198099, Санкт-Петербург,
Промышленная ул, дом № 19, литера Н,
помещение 100-Н Офис 331