

## Feed-through terminal block - PT 1,5/S - 3208100

Please be informed that the data shown in this PDF Document is generated from our Online Catalog. Please find the complete data in the user's documentation. Our General Terms of Use for Downloads are valid (<http://phoenixcontact.com/download>)



Feed-through terminal block, Connection method: Push-in connection, Cross section: 0.14 mm<sup>2</sup> - 1.5 mm<sup>2</sup>, AWG: 26 - 14, Width: 3.5 mm, Height: 30.5 mm, Color: gray, Mounting type: NS 35/7,5, NS 35/15

### Product Features

- ✓ The Push-in connection terminal blocks are characterized by the system features of the CLIPLINE complete system and by easy and tool-free wiring of conductors with ferrules or solid conductors
- ✓ The compact design and front connection enable wiring in a confined space
- ✓ In addition to the testing facility in the double function shaft, all terminal blocks provide an additional test connection
- ✓ Tested for railway applications



### Key Commercial Data

Packing unit	1 pc
Minimum order quantity	50 pc
Weight per Piece (excluding packing)	3.86 g
Custom tariff number	85369010
Country of origin	Germany

### Technical data

#### General

Number of levels	1
Number of connections	2
Nominal cross section	1.5 mm <sup>2</sup>
Color	gray
Insulating material	PA
Flammability rating according to UL 94	V0
Area of application	Railway industry

# Feed-through terminal block - PT 1,5/S - 3208100

## Technical data

### General

	Mechanical engineering
	Plant engineering
Rated surge voltage	6 kV
Pollution degree	3
Overvoltage category	III
Insulating material group	I
Connection in acc. with standard	IEC 60947-7-1
Maximum load current	17.5 A
Nominal current $I_N$	17.5 A
Nominal voltage $U_N$	500 V
Open side panel	ja
Shock protection test specification	DIN EN 50274 (VDE 0660-514):2002-11
Back of the hand protection	guaranteed
Finger protection	guaranteed
Result of surge voltage test	Test passed
Surge voltage test setpoint	7.3 kV
Result of power-frequency withstand voltage test	Test passed
Power frequency withstand voltage setpoint	1.89 kV
Result of the test for mechanical stability of terminal points (5 x conductor connection)	Test passed
Result of bending test	Test passed
Bending test rotation speed	10 rpm
Bending test turns	135
Bending test conductor cross section/weight	0.14 mm <sup>2</sup> / 0.2 kg
	1.5 mm <sup>2</sup> / 0.4 kg
Tensile test result	Test passed
Conductor cross section tensile test	0.14 mm <sup>2</sup>
Tractive force setpoint	10 N
Conductor cross section tensile test	1.5 mm <sup>2</sup>
Tractive force setpoint	40 N
Result of tight fit on support	Test passed
Tight fit on carrier	NS 35
Setpoint	1 N
Result of voltage-drop test	Test passed
Requirements, voltage drop	≤ 3.2 mV
Result of temperature-rise test	Test passed
Short circuit stability result	Test passed

## Feed-through terminal block - PT 1,5/S - 3208100

### Technical data

#### General

Conductor cross section short circuit testing	1.5 mm <sup>2</sup>
Short-time current	0.18 kA
Result of aging test	Test passed
Ageing test for screwless modular terminal block temperature cycles	192
Result of thermal test	Test passed
Proof of thermal characteristics (needle flame) effective duration	30 s
Oscillation, broadband noise test result	Test passed
Test specification, oscillation, broadband noise	DIN EN 50155 (VDE 0115-200):2008-03
Test spectrum	Service life test category 2, bogie mounted
Test frequency	f <sub>1</sub> = 5 Hz to f <sub>2</sub> = 250 Hz
ASD level	6.12 (m/s <sup>2</sup> ) <sup>2</sup> /Hz
Acceleration	3.12 g
Test duration per axis	5 h
Test directions	X-, Y- and Z-axis
Shock test result	Test passed
Test specification, shock test	DIN EN 50155 (VDE 0115-200):2008-03
Shock form	Half-sine
Acceleration	30g
Shock duration	18 ms
Number of shocks per direction	3
Test directions	X-, Y- and Z-axis (pos. and neg.)
Relative insulation material temperature index (Elec., UL 746 B)	130 °C
Temperature index of insulation material (DIN EN 60216-1 (VDE 0304-21))	130 °C
Static insulating material application in cold	-60 °C

#### Dimensions

Width	3.5 mm
End cover width	2.2 mm
Length	45 mm
Height	30.5 mm
Height NS 35/7,5	32 mm
Height NS 35/15	39.5 mm

#### Connection data

Connection method	Push-in connection
Connection in acc. with standard	IEC 60947-7-1
Conductor cross section solid min.	0.14 mm <sup>2</sup>
Conductor cross section solid max.	1.5 mm <sup>2</sup>

## Feed-through terminal block - PT 1,5/S - 3208100

### Technical data

#### Connection data

Conductor cross section AWG min.	26
Conductor cross section AWG max.	14
Conductor cross section flexible min.	0.14 mm <sup>2</sup>
Conductor cross section flexible max.	1.5 mm <sup>2</sup>
Min. AWG conductor cross section, flexible	26
Max. AWG conductor cross section, flexible	14
Conductor cross section flexible, with ferrule without plastic sleeve min.	0.14 mm <sup>2</sup>
Conductor cross section flexible, with ferrule without plastic sleeve max.	1.5 mm <sup>2</sup>
Conductor cross section flexible, with ferrule with plastic sleeve min.	0.14 mm <sup>2</sup>
Conductor cross section flexible, with ferrule with plastic sleeve max.	1 mm <sup>2</sup>
Stripping length	8 mm ... 10 mm
Internal cylindrical gage	A1 / B1

#### Standards and Regulations

Connection in acc. with standard	CSA
	IEC 60947-7-1
Flammability rating according to UL 94	V0

### Classifications

#### eCl@ss

eCl@ss 4.0	27141121
eCl@ss 4.1	27141121
eCl@ss 5.0	27141120
eCl@ss 5.1	27141120
eCl@ss 6.0	27141120
eCl@ss 7.0	27141120
eCl@ss 8.0	27141120
eCl@ss 9.0	27141120

#### ETIM

ETIM 4.0	EC000897
ETIM 5.0	EC000897

#### UNSPSC

UNSPSC 6.01	30211811
UNSPSC 7.0901	39121410
UNSPSC 11	39121410

# Feed-through terminal block - PT 1,5/S - 3208100

## Classifications

### UNSPSC

UNSPSC 12.01	39121410
UNSPSC 13.2	39121410

## Approvals

### Approvals

#### Approvals


UL Recognized / cUL Recognized / CSA / LR / GL / NK / VDE Zeichengenehmigung / IECCEB Scheme / EAC / NK / BV / EAC / ABS / cULus Recognized


#### Ex Approvals

IECEX / ATEX / EAC Ex

#### Approvals submitted


## Approval details

UL Recognized 			
	B	C	D
mm <sup>2</sup> /AWG/kcmil	26-14	26-14	26-14
Nominal current I <sub>N</sub>	15 A	15 A	5 A
Nominal voltage U <sub>N</sub>	300 V	300 V	600 V

cUL Recognized 			
	B	C	D
mm <sup>2</sup> /AWG/kcmil	26-14	26-14	26-14
Nominal current I <sub>N</sub>	15 A	15 A	5 A
Nominal voltage U <sub>N</sub>	300 V	300 V	600 V

# Feed-through terminal block - PT 1,5/S - 3208100


## Approvals


CSA 			
	B	C	D
mm <sup>2</sup> /AWG/kcmil	26-14	26-14	26-14
Nominal current I <sub>N</sub>	15 A	15 A	5 A
Nominal voltage U <sub>N</sub>	300 V	300 V	600 V

LR

GL

NK

VDE Zeichengenehmigung 	
mm <sup>2</sup> /AWG/kcmil	0.14-1.5
Nominal current I <sub>N</sub>	17.5 A
Nominal voltage U <sub>N</sub>	500 V

IECEE CB Scheme 	
mm <sup>2</sup> /AWG/kcmil	0.14-1.5
Nominal voltage U <sub>N</sub>	500 V

EAC

NK


BV

EAC

## Feed-through terminal block - PT 1,5/S - 3208100

### Approvals

ABS

cULus Recognized  US

### Drawings

Circuit diagram





**Стандарт  
Электрон  
Связь**

Мы молодая и активно развивающаяся компания в области поставок электронных компонентов. Мы поставляем электронные компоненты отечественного и импортного производства напрямую от производителей и с крупнейших складов мира.

Благодаря сотрудничеству с мировыми поставщиками мы осуществляем комплексные и плановые поставки широчайшего спектра электронных компонентов.

Собственная эффективная логистика и склад в обеспечивает надежную поставку продукции в точно указанные сроки по всей России.

Мы осуществляем техническую поддержку нашим клиентам и предпродажную проверку качества продукции. На все поставляемые продукты мы предоставляем гарантию .

Осуществляем поставки продукции под контролем ВП МО РФ на предприятия военно-промышленного комплекса России , а также работаем в рамках 275 ФЗ с открытием отдельных счетов в уполномоченном банке. Система менеджмента качества компании соответствует требованиям ГОСТ ISO 9001.

Минимальные сроки поставки, гибкие цены, неограниченный ассортимент и индивидуальный подход к клиентам являются основой для выстраивания долгосрочного и эффективного сотрудничества с предприятиями радиоэлектронной промышленности, предприятиями ВПК и научно-исследовательскими институтами России.

С нами вы становитесь еще успешнее!

**Наши контакты:**

**Телефон:** +7 812 627 14 35

**Электронная почта:** [sales@st-electron.ru](mailto:sales@st-electron.ru)

**Адрес:** 198099, Санкт-Петербург,  
Промышленная ул, дом № 19, литера Н,  
помещение 100-Н Офис 331