



**F4 Series
Master Development System
Evaluation Module
User's Guide**

Wireless made simple®



Warning: Linx radio frequency (“RF”) products may be used to control machinery or devices remotely, including machinery or devices that can cause death, bodily injuries, and/or property damage if improperly or inadvertently triggered, particularly in industrial settings or other applications implicating life-safety concerns. No Linx Technologies product is intended for use in any application without redundancies where the safety of life or property is at risk.

The customers and users of devices and machinery controlled with RF products must understand and must use all appropriate safety procedures in connection with the devices, including without limitation, using appropriate safety procedures to prevent inadvertent triggering by the user of the device and using appropriate security codes to prevent triggering of the remote controlled machine or device by users of other remote controllers.

All RF products are susceptible to RF interference that can prevent communication. Lack of good sight of the GPS satellites (open sky) can affect the accuracy of a position fix or prevent a fix entirely.

Do not use any Linx product over the limits in this data guide.

Excessive voltage or extended operation at the maximum voltage could cause product failure. Exceeding the reflow temperature profile could cause product failure which is not immediately evident.

Do not make any physical or electrical modifications to any Linx product. This will void the warranty and regulatory and UL certifications and may cause product failure which is not immediately evident.

Table of Contents

- 1 [Introduction](#)
- 2 [Ordering Information](#)
- 2 [Electrical Specifications](#)
- 3 [Pin Assignments](#)
- 3 [PCB Layout](#)
- 4 [Schematic](#)




Figure 1: F4 Series Master Development System
Evaluation Module

Introduction

The F4 Series GPS receiver module is a self-contained high-performance GPS receiver with an on-board LNA and SAW filter. Based on the SiRFstar IV chipset, it provides exceptional sensitivity, even in dense foliage and urban canyons. The module's very low power consumption helps maximize runtimes in battery powered applications. With over 200,000 effective correlators, the F4 Series receiver can acquire and track up to 48 satellites simultaneously in just seconds, even at the lowest signal levels. These features, along with the module's standard NMEA data output, make it easy to integrate, even by engineers without previous RF or GPS experience. The Linx F4 Series GPS modules offer a simple, efficient and costeffective method of adding GPS capabilities to any product.

The Master Development System evaluation module contains the surface mount F4 Series GPS module, an SMA connector, a 1.8V regulator, voltage level shifters (voltage level protection for RXM and TXM lines), a microcontroller (performs F4 power up sequence), a power source switch (switches to VBACKUP when VCC is removed) and a ferrite bead (used to supply power to an external active antenna, such as the Linx SH Series active GPS antenna), all on a single board with through-hole headers. This small board makes prototyping with the F4 Series module very easy.

Ordering Information

Ordering Information	
Part Number	Description
EVM-GPS-F4	F4 Series Master Development System Evaluation Module
RXM-GPS-F4	F4 Series GPS Receiver Module

Figure 2: Ordering Information

Electrical Specifications

Ordering Information						
Parameter	Designation	Min.	Typ.	Max.	Units	Notes
POWER SUPPLY						
Supply Voltage	V_{CC}	1.71	1.8	1.89	VDC	
Input Pin Voltage			3.6		VDC	
Output Pin Voltage			1.8		VDC	
Supply Current	I_{CC}					
Peak				130	mA	1
Acquisition			46		mA	1
Tracking			27.5		mA	1
Hibernate			20		μ A	2
Ready-to-Start			9		μ A	2
ANTENNA PORT						
RF Input Impedance	R_{IN}		50		Ω	
ENVIRONMENTAL						
Operating Temperature Range		-30		+85	$^{\circ}$ C	
Storage Temperature Range		-40		+85	$^{\circ}$ C	
Notes:						
1. V_{CC} = 1.8V						
2. Initial state after power us applied						

Figure 3: Electrical Specifications



Warning: This product incorporates numerous static-sensitive components. Always wear an ESD wrist strap and observe proper ESD handling procedures when working with this device. Failure to observe this precaution may result in module damage or failure.

Pin Assignments

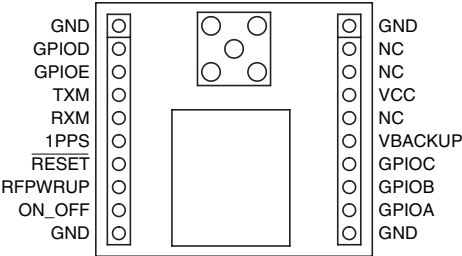


Figure 4: EVM-GPS-F4 Pin Assignments

PCB Layout

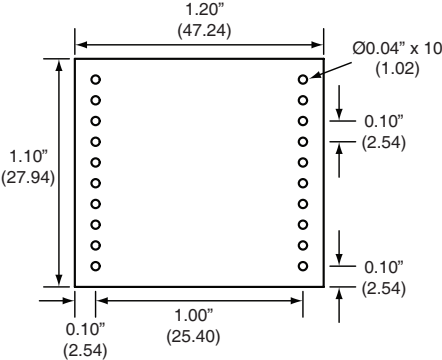
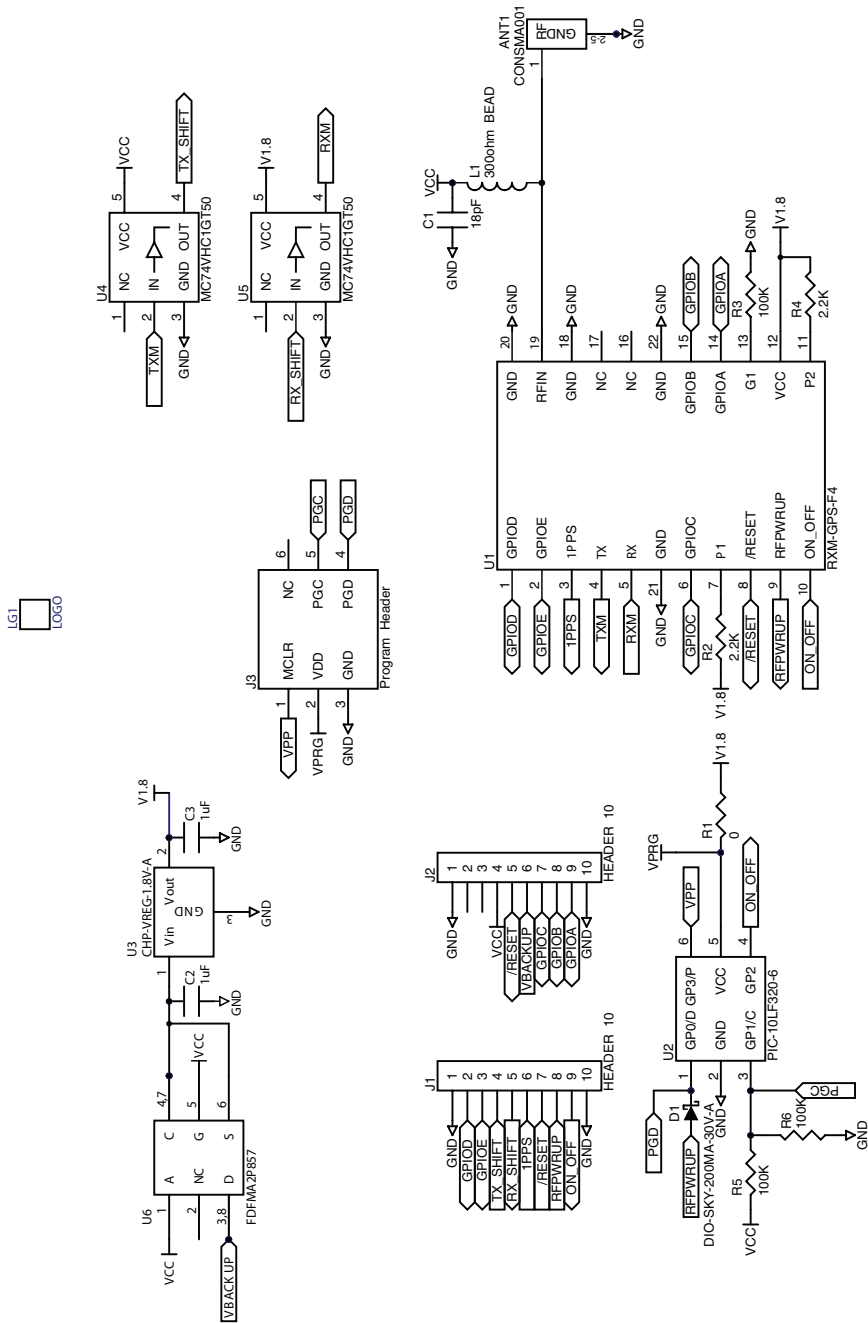


Figure 5: EVM-GPS-F4 PCB Layout Dimensions

Schematic



(This page is intentionally blank.)

(This page is intentionally blank.)

(This page is intentionally blank.)



Linx Technologies
159 Ort Lane
Merlin, OR, US 97532

3090 Sterling Circle, Suite 200
Boulder, CO 80301

Phone: +1 541 471 6256
Fax: +1 541 471 6251
www.linxtechnologies.com

Disclaimer

Linx Technologies is continually striving to improve the quality and function of its products. For this reason, we reserve the right to make changes to our products without notice. The information contained in this Data Guide is believed to be accurate as of the time of publication. Specifications are based on representative lot samples. Values may vary from lot-to-lot and are not guaranteed. "Typical" parameters can and do vary over lots and application. Linx Technologies makes no guarantee, warranty, or representation regarding the suitability of any product for use in any specific application. It is Customer's responsibility to verify the suitability of the part for the intended application. At Customer's request, Linx Technologies may provide advice and assistance in designing systems and remote control devices that employ Linx Technologies RF products, but responsibility for the ultimate design and use of any such systems and devices remains entirely with Customer and/or user of the RF products.

LINX TECHNOLOGIES DISCLAIMS ANY AND ALL WARRANTIES OF MERCHANTABILITY AND FITNESS FOR A PARTICULAR PURPOSE. IN NO EVENT SHALL LINX TECHNOLOGIES BE LIABLE FOR ANY CUSTOMER'S OR USER'S INCIDENTAL OR CONSEQUENTIAL DAMAGES ARISING OUT OF OR RELATED TO THE DESIGN OR USE OF A REMOTE CONTROL SYSTEM OR DEVICE EMPLOYING LINX TECHNOLOGIES RF PRODUCTS OR FOR ANY OTHER BREACH OF CONTRACT BY LINX TECHNOLOGIES. CUSTOMER AND/OR USER ASSUME ALL RISKS OF DEATH, BODILY INJURIES, OR PROPERTY DAMAGE ARISING OUT OF OR RELATED TO THE USE OF LINX TECHNOLOGIES RF PRODUCTS, INCLUDING WITH RESPECT TO ANY SERVICES PROVIDED BY LINX RELATED TO THE USE OF LINX TECHNOLOGIES RF PRODUCTS. LINX TECHNOLOGIES SHALL NOT BE LIABLE UNDER ANY CIRCUMSTANCES FOR A CUSTOMER'S, USER'S, OR OTHER PERSON'S DEATH, BODILY INJURY, OR PROPERTY DAMAGE ARISING OUT OF OR RELATED TO THE DESIGN OR USE OF A REMOTE CONTROL SYSTEM OR DEVICE EMPLOYING LINX TECHNOLOGIES RF PRODUCTS.

The limitations on Linx Technologies' liability are applicable to any and all claims or theories of recovery asserted by Customer, including, without limitation, breach of contract, breach of warranty, strict liability, or negligence. Customer assumes all liability (including, without limitation, liability for injury to person or property, economic loss, or business interruption) for all claims, including claims from third parties, arising from the use of the Products. Under no conditions will Linx Technologies be responsible for losses arising from the use or failure of the device in any application, other than the repair, replacement, or refund limited to the original product purchase price. Devices described in this publication may contain proprietary, patented, or copyrighted techniques, components, or materials.



**Стандарт
Электрон
Связь**

Мы молодая и активно развивающаяся компания в области поставок электронных компонентов. Мы поставляем электронные компоненты отечественного и импортного производства напрямую от производителей и с крупнейших складов мира.

Благодаря сотрудничеству с мировыми поставщиками мы осуществляем комплексные и плановые поставки широчайшего спектра электронных компонентов.

Собственная эффективная логистика и склад в обеспечивает надежную поставку продукции в точно указанные сроки по всей России.

Мы осуществляем техническую поддержку нашим клиентам и предпродажную проверку качества продукции. На все поставляемые продукты мы предоставляем гарантию .

Осуществляем поставки продукции под контролем ВП МО РФ на предприятия военно-промышленного комплекса России , а также работаем в рамках 275 ФЗ с открытием отдельных счетов в уполномоченном банке. Система менеджмента качества компании соответствует требованиям ГОСТ ISO 9001.

Минимальные сроки поставки, гибкие цены, неограниченный ассортимент и индивидуальный подход к клиентам являются основой для выстраивания долгосрочного и эффективного сотрудничества с предприятиями радиоэлектронной промышленности, предприятиями ВПК и научно-исследовательскими институтами России.

С нами вы становитесь еще успешнее!

Наши контакты:

Телефон: +7 812 627 14 35

Электронная почта: sales@st-electron.ru

Адрес: 198099, Санкт-Петербург,
Промышленная ул, дом № 19, литера Н,
помещение 100-Н Офис 331