

Fluke 120 Series Industrial ScopeMeter® Test Tools

Three-in-one simplicity for fast answers wherever you work.



The compact ScopeMeter 120 Series is the rugged solution for industrial troubleshooting and installation applications. These are truly integrated test tools, with oscilloscope, multimeter and "paperless" recorder in one affordable, easy-to-use instrument. Find fast answers to problems in machinery, instrumentation, control and power systems.

- A dual input 40 MHz or 20 MHz digital oscilloscope
- Two 5,000-count true-rms digital multimeters
- Cursor measurements (Fluke 124 only)
- A dual input TrendPlot recorder
- Connect-and-View trigger simplicity for hands-off operation
- Shielded test leads for oscilloscope, resistance, continuity and capacitance measurements
- Full bandwidth, heavy duty 10:1 probe included standard with Fluke 124
- Up to five hours battery operation with standard battery, seven hours with optional battery (Included with Fluke 124)
- 600 V CAT III safety certified
- Optically isolated RS-232 interface
- Rugged, compact case



Verifying CAN bus signals with a Fluke ScopeMeter® 120 Series Application Note

(Literature code 2126072)

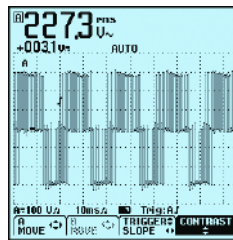
Verifying the physical layer signals of two-wire differential serial bus system. Read a detailed application note on www.fluke.com/scopemeter.



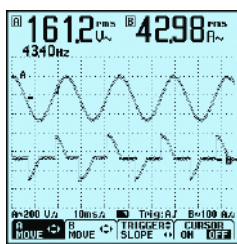
Other factors, like line outages and sags, or the starting and stopping of a motor can also cause a machine to stop. You may not be around to see it – your Fluke ScopeMeter will. In this "paperless recorder" mode, you can plot the min, max, peak and average values over time, up to 16 days. The two inputs can plot any combination of volts, amps, temperature, frequency and phase, with time and date stamp to help lead you to the cause of those faults quickly.

A three-in-one tool

ScopeMeter 120 Series combines a 40 MHz or 20 MHz dual input digital storage oscilloscope, two true-rms digital multimeters and a dual input TrendPlot™ recorder all in a compact, battery powered instrument. Leave all other test tools behind because the ScopeMeter 120 Series test tool is the only one you'll need.



Connect-and-View captures even the most complex motor drive signals



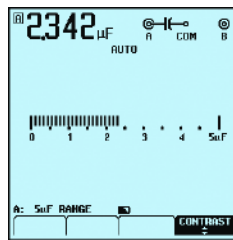
Dual-input measurement shows both meter reading and waveform at the same time (124, incl. cursors)

Connect-and-View™ triggering for an instant, stable display

Scope users know how difficult triggering can be. Incorrect settings show unstable and sometimes incorrect results. Fluke's unique Connect-and-View recognizes signal patterns, and automatically sets up correct triggering. It provides a stable, reliable and repeatable display of virtually any signal including motordrive and control signals – without touching a button. Signal changes are instantly recognized and settings adjusted for once again a stable display.

One test lead measures all

High-frequency waveform, meter, capacitance and resistance measurements and continuity checks are all covered by the shielded test leads. No time wasted finding or swapping leads. The included accessories allow hook-up at test objects of every dimension.



Check the starting capacitor of a motor with the ScopeMeter 124

Use TrendPlot™ to help find intermittents, fast

The toughest faults to find are those that happen only once in a while – intermittents. They can be caused by bad connections, dust, dirt, corrosion or simply broken wiring or connectors.

Battery powered mobility

Up to seven hours of battery operation frees you from mains outlets for true on-the-move working. The handheld format and the weight of just 1.2 kg, make the instrument easy to carry and to fit comfortably in your hand. The rugged, drip proof case assures long life and reliable operation in the harshest industrial environments.

Safety certified

The ScopeMeter 120 Series Test Tools and the included shielded test leads are safety certified for measurements on 600 V CAT III industrial power systems. Via the optically isolated RS-232 interface, the ScopeMeter 120 can be safely connected to a printer for direct print-out or to a PC for later analysis and documentation using FlukeView software. And using the VPS40 probe, measurement up to 1000 V CAT II are fully supported!

Ordering information

- FLUKE-123/003 Industrial ScopeMeter 20 MHz
- FLUKE-123/003S Industrial ScopeMeter 20 MHz with SCC Kit
- FLUKE-124/003 Industrial ScopeMeter 40 MHz
- FLUKE-124/003S Industrial ScopeMeter 40 MHz with SCC Kit



Стандарт Электрон Связь

Мы молодая и активно развивающаяся компания в области поставок электронных компонентов. Мы поставляем электронные компоненты отечественного и импортного производства напрямую от производителей и с крупнейших складов мира.

Благодаря сотрудничеству с мировыми поставщиками мы осуществляем комплексные и плановые поставки широчайшего спектра электронных компонентов.

Собственная эффективная логистика и склад в обеспечивает надежную поставку продукции в точно указанные сроки по всей России.

Мы осуществляем техническую поддержку нашим клиентам и предпродажную проверку качества продукции. На все поставляемые продукты мы предоставляем гарантию .

Осуществляем поставки продукции под контролем ВП МО РФ на предприятия военно-промышленного комплекса России , а также работаем в рамках 275 ФЗ с открытием отдельных счетов в уполномоченном банке. Система менеджмента качества компании соответствует требованиям ГОСТ ISO 9001.

Минимальные сроки поставки, гибкие цены, неограниченный ассортимент и индивидуальный подход к клиентам являются основой для выстраивания долгосрочного и эффективного сотрудничества с предприятиями радиоэлектронной промышленности, предприятиями ВПК и научно-исследовательскими институтами России.

С нами вы становитесь еще успешнее!

Наши контакты:

Телефон: +7 812 627 14 35

Электронная почта: sales@st-electron.ru

Адрес: 198099, Санкт-Петербург,
Промышленная ул, дом № 19, литера Н,
помещение 100-Н Офис 331