



AMERICAN
TECHNICAL
CERAMICS

DESIGN KITS



CAPACITORS • RESISTORS • INDUCTORS




 THE
ENGINEERS'
CHOICE®

Table of Contents

Corporate Profile 1

ATC Multilayer Capacitor Design Kits 2-5

ATC Multilayer Capacitor Lab Kits 6

ATC MLC Tuning Stick Kits 7

ATC 400 Z, 400 L, and 400 S Precision Tolerance NPO RF Microwave Capacitor Design Kits 8

ATC Single Layer Capacitor Design Kits 9

ATC Resistive Products Design Kits 10

ATC Inductor Design Kits 11

ATC AT Series 0603 RF / Microwave Thin Film Attenuator Design Kits 12

Corporate Profile

ATC designs, develops, manufactures and markets Multilayer Capacitors, Single Layer Capacitors, Resistive Products, Inductors and Custom Thin Film Products for RF, microwave and millimeter-wave applications. Our products are primarily focused on the wireless communications infrastructure, fiber optic, medical electronics, semiconductor manufacturing equipment, defense, aerospace, and satellite communications markets. For over fifty years, ATC's family of superior component and custom integrated packaging solutions has been represented by **THE ENGINEERS' CHOICE™** brand.

Customer interface is administered by our own personnel and independent sales representatives. American Technical Ceramics is headquartered in Huntington Station, New York and has an Advanced Technology Center in Jacksonville, Florida. This is the center of excellence for our traditional product lines and the development and manufacturing facilities for Thin Film and Resistive Products.

American Technical Ceramics' Sales and Customer Service Center, serving Europe, Africa and the Middle East, is located in the Czech Republic. ATC has Regional Sales Offices in Surrey, England and Hallbergmoos, Germany. The Company's wholly-owned subsidiary offering Sales and Technical Support for Asia is located in Shenzhen, P.R. China.

American Technical Ceramics is a wholly-owned subsidiary of AVX Corp. The common stock of AVX is listed on the New York Stock Exchange (symbol "AVX").



▲ ATC's Jacksonville Facility occupies approximately 100,000 sq. ft.



◀ ATC's New York Facility occupies approximately 90,000 sq. ft.

RLC Products

- Multilayer Ceramic Capacitors
- Capacitor Assemblies for Power Applications
- Single Layer Ceramic Capacitors
- Resistor Products
- Inductor Products

Process and Packaging

- Thin Film Custom Products: metalization and patterned substrates for a broad range of hybrid circuit requirements

Markets Served

- Wireless Communications Infrastructure
- Semiconductor Manufacturing Equipment
- Medical Diagnostic Equipment
- Sattelite Systems
- Public Safety Radio
- Avionic Systems
- Military and Aerospace
- Commerical Broadcast Transmitters
- Fiber Optic Communications
- Automotive Electronics

Facilities

- Huntington Station, New York – Sales, Applications Support, Manufacturing and Distribution Center
- Jacksonville, Florida – Advanced Technology Center, Manufacturing Facility

Download complete pdf data sheets at www.atceramics.com

ATC's website includes a complete listing of technical articles in pdf format, as well as new product updates and design support software. As an added convenience, ATC Multilayer Capacitor Kits and Inductor Design Kits may be purchased online.



NOTE: Contact ATC's Applications Engineers for further technical information at (+1-631) 622-4700.

A M E R I C A N T E C H N I C A L C E R A M I C S

ATC North America
sales@atceramics.com

ATC Europe
saleseur@atceramics.com

ATC Asia
sales@atceramics-asia.com



ATC Multilayer Capacitor Design Kits: Each Kit contains a selection of popular chip capacitor values for circuit prototyping.

= RoHS Compliant Products

| Kit # | | Item # | Description | Cap. Value Range (pF) | Cap. Values (pF) | Tol. | Price |
|--------|--|---------|--|-----------------------|---|-------|----------|
| Kit 1 | | DK0001 | 100A Porcelain Superchip® 16 different values, 15 pcs. min. per value | 0.1 to 2.0 | 0.1, 0.2, 0.3, 0.4, 0.5, 0.6, 0.7, 0.8, 0.9, 1.0, 1.1, 1.2, 1.5..... | ±0.1 | \$120.00 |
| Kit 1T | | DK0001T | | | 1.6, 1.8, 2.0..... | ±0.25 | |
| Kit 2 | | DK0002 | 100A Porcelain Superchip® 16 different values, 15 pcs. min. per value | 1.0 to 10 | 1.0, 1.2, 1.5, 1.8, 2.0, 2.2, 2.4, 2.7, 3.0, 3.3..... | ±0.1 | \$120.00 |
| Kit 2T | | DK0002T | | | 3.9, 4.7, 5.6, 6.8, 8.2..... | ±0.25 | |
| Kit 3 | | DK0003 | 100A Porcelain Superchip® 16 different values, 15 pcs. min. per value | 10 to 100 | 10, 12, 15, 18, 20, 22, 24, 27, 30, 33, 39, 47, 56, 68, 82, 100..... | ±5% | \$120.00 |
| Kit 3T | | DK0003T | | | | | |
| Kit 4 | | DK0004 | 700A Porcelain and Ceramic 16 different values, 15 pcs. min. per value | 0.1 to 2.0 | 0.1, 0.2, 0.3, 0.4, 0.5, 0.6, 0.7, 0.8, 0.9, 1.0, 1.1, 1.2, 1.5..... | ±0.1 | \$120.00 |
| Kit 4T | | DK0004T | | | 1.6, 1.8, 2.0..... | ±0.25 | |
| Kit 5 | | DK0005 | 700A Porcelain and Ceramic 16 different values, 15 pcs. min. per value | 1.0 to 10 | 1.0, 1.2, 1.5, 1.8, 2.0, 2.2, 2.4, 2.7, 3.0, 3.3 .. | ±0.1 | \$120.00 |
| Kit 5T | | DK0005T | | | 3.9, 4.7, 5.6, 6.8, 8.2..... | ±0.25 | |
| Kit 6 | | DK0006 | 700A Porcelain and Ceramic 16 different values, 15 pcs. min. per value | 10 to 100 | 10, 12, 15, 18, 20, 22, 24, 27, 30, 33, 39, 47, 56, 68, 82, 100..... | ±5% | \$120.00 |
| Kit 6T | | DK0006T | | | | | |
| Kit 7 | | DK0007 | 700A Porcelain and Ceramic 16 different values, 15 pcs. min. per value | 100 to 1000 | 100, 120, 150, 180, 200, 220, 240, 270, 300, 330, 390, 470..... | ±5% | \$120.00 |
| Kit 7T | | DK0007T | | | 560, 680, 820, 1000..... | ±10 | |
| Kit 8 | | DK0008 | 100B Porcelain Superchip® 16 different values, 15 pcs. min. per value | 1.0 to 10 | 1.0, 1.2, 1.5, 1.8, 2.0, 2.2, 2.4, 2.7, 3.0, 3.3 | ±0.1 | \$150.00 |
| Kit 8T | | DK0008T | | | 3.9, 4.7, 5.6, 6.8, 8.2..... | ±0.25 | |

A M E R I C A N T E C H N I C A L C E R A M I C S

ATC North America
sales@atceramics.com









ATC Europe
saleseur@atceramics.com

ATC Asia
sales@atceramics-asia.com



ATC Multilayer Capacitor Design Kits: Each Kit contains a selection of popular chip capacitor values for circuit prototyping.

 = RoHS Compliant Products

| Kit # |  | Item # | Description | Cap. Value Range (pF) | Cap. Values (pF) | Tol. | Price |
|----------|---|---------|---|-----------------------|--|-------|----------|
| Kit 9 | | DK0009 | 100B Porcelain Superchip® 16 different values, 15 pcs. min. per value | 10 to 100 | 10, 12, 15, 18, 20, 22, 24, 27, 30, 33, 39, 47, 56, 68, 82, 100..... | ±5% | \$150.00 |
| Kit 9T |  | DK0009T | | | | | |
| Kit 10 | | DK0010 | 100B Porcelain Superchip® 16 different values, 15 pcs. min. per value | 100 to 1000 | 100, 120, 150, 180, 200, 220, 240, 270, 300, 330, 390, 470..... | ±5% | \$150.00 |
| Kit 10T |  | DK0010T | | | | | |
| Kit 11 | | DK0011 | 700B Porcelain and Ceramic 16 different values, 15 pcs. min. per value | 1.0 to 10 | 1.0, 1.2, 1.5, 1.8, 2.0, 2.2, 2.4, 2.7, 3.0, 3.3..... | ±0.1 | \$150.00 |
| Kit 11T |  | DK0011T | | | 3.9, 4.7, 5.6, 6.8, 8.2..... | ±0.25 | |
| Kit 11TT | | | | | 10..... | ±5% | |
| Kit 12 | | DK0012 | 700B Porcelain and Ceramic 16 different values, 15 pcs. min. per value | 10 to 100 | 10, 12, 15, 18, 20, 22, 24, 27, 30, 33, 39, 47, 56, 68, 82, 100..... | ±5% | \$150.00 |
| Kit 12T |  | DK0012T | | | | | |
| Kit 13 | | DK0013 | 700B Porcelain and Ceramic 16 different values, 15 pcs. min. per value | 100 to 1000 | 100, 120, 150, 180, 200, 220, 240, 270, 300, 330, 390, 470..... | ±5% | \$150.00 |
| Kit 13T |  | DK0013T | | | | | |
| Kit 14 | | DK0014 | 700B Porcelain and Ceramic 11 different values, 15 pcs. min. per value | 1000 to 5100 | 1000, 1200, 1500, 1800, 2200, 2700, 3000, 3300, 3900, 4700, 5100..... | ±10% | \$150.00 |
| Kit 14T |  | DK0014T | | | | | |
| Kit 15 | | DK0015 | 500S BMC Microwave Millimeter-wave Surface Mount 16 different values, 15 pcs. min. per value | 0.1 to 2.0 | 0.1, 0.2, 0.3, 0.4, 0.5, 0.6, 0.7, 0.8, 0.9, 1.0, 1.1, 1.2, 1.5..... | ±0.1 | \$120.00 |
| Kit 15T | | | | | 1.6, 1.8, 2.0..... | ±0.25 | |
| Kit 16 |  | DK0016 | 500S BMC Microwave Millimeter-wave Surface Mount 16 different values, 15 pcs. min. per value | 1.0 to 10 | 1.0, 1.2, 1.5, 1.8, 2.0, 2.2, 2.4, 2.7, 3.0, 3.3..... | ±0.1 | \$120.00 |
| | | | | | 3.9, 4.7, 5.6, 6.8, 8.2..... | ±0.25 | |
| | | | | | 10..... | ±5% | |

A M E R I C A N T E C H N I C A L C E R A M I C S


ATC North America
sales@atceramics.com

ATC Europe
sales@atceramics.com

ATC Asia
sales@atceramics-asia.com



ATC Multilayer Capacitor Design Kits: Each Kit contains a selection of popular chip capacitor values for circuit prototyping.

 = RoHS Compliant Products

| Kit # |  | Item # | Description | Cap. Value Range (pF) | Cap. Values (pF) | Tol. | Price |
|---------|---|---------|---|-----------------------|--|----------------------|----------|
| Kit 80T |  | DK0080T | 800A NPO Ceramic High RF Power MLCs 16 different values, 15 pcs. min. per value | 0.1 to 2.0 | 0.1, 0.2, 0.3, 0.4, 0.5, 0.6, 0.7, 0.8, 0.9, 1.0, 1.1, 1.2, 1.5 1.6, 1.8, 2.0..... | ±0.1 ±0.25 | \$120.00 |
| Kit 81T |  | DK0081T | 800A NPO Ceramic High RF Power MLCs 16 different values, 15 pcs. min. per value | 1.0 to 10 | 1.0, 1.2, 1.5, 1.8, 2.0, 2.2, 2.4, 2.7, 3.0, 3.3... 3.9, 4.7, 5.6, 6.8, 8.2 10..... | ±0.1 ±0.25 ±5% | \$120.00 |
| Kit 82T |  | DK0082T | 800A NPO Ceramic High RF Power MLCs 16 different values, 15 pcs. min. per value | 10 to 100 | 10, 12, 15, 18, 20, 22, 24, 27, 30, 33, 39, 47, 56, 68, 82, 100 | ±5% | \$120.00 |
| Kit 83T |  | DK0083T | 800B NPO Ceramic High RF Power MLCs 16 different values, 15 pcs. min. per value | 1.0 to 10 | 1.0, 1.2, 1.5, 1.8, 2.0, 2.2, 2.4, 2.7, 3.0, 3.3... 3.9, 4.7, 5.6, 6.8, 8.2 10 | ±0.1 ±0.25 ±5% | \$150.00 |
| Kit 84T |  | DK0084T | 800B NPO Ceramic High RF Power MLCs 16 different values, 15 pcs. min. per value | 10 to 100 | 10, 12, 15, 18, 20, 22, 24, 27, 30, 33, 39, 47, 56, 68, 82, 100 | ±5% | \$150.00 |
| Kit 85T |  | DK0085T | 800B NPO Ceramic High RF Power MLCs 16 different values, 15 pcs. min. per value | 100 to 1000 | 100, 120, 150, 180, 200, 220, 240, 270, 300, 330, 390, 470 560, 680, 820, 1000 | ±5% ±10% | \$150.00 |
| Kit 86T |  | DK0086T | 800R NPO Ceramic Ultra-Low ESR MLCs 16 different values, 15 pcs. min. per value | 1.0 to 10 | 1.0, 1.2, 1.5, 1.8, 2.0, 2.2, 2.4, 2.7, 3.0, 3.3 .. 3.9, 4.7, 5.6, 6.8, 8.2 10 | ±0.1 ±0.25 ±5% | \$250.00 |
| Kit 87T |  | DK0087T | 800R NPO Ceramic Ultra-Low ESR MLCs 16 different values, 15 pcs. min. per value | 10 to 100 | 10, 12, 15, 18, 20, 22, 24, 27, 30, 33, 39, 47, 56, 68, 82, 100 | ±5% | \$250.00 |

A M E R I C A N T E C H N I C A L C E R A M I C S

ATC North America
sales@atceramics.com


ATC Europe
saleseur@atceramics.com

ATC Asia
sales@atceramics-asia.com

www.atceramics.com



ATC Multilayer Capacitor Design Kits: Each Kit contains a selection of popular chip capacitor values for circuit prototyping.

 = RoHS Compliant Products

| Kit # |  | Item # | Description | Cap. Value Range (pF) | Cap. Values (pF) | Tol. | Price |
|---------|---|---------|---|-----------------------|--|----------------------|---------|
| Kit 25T |  | DK0025T | 600S Series Ultra-low ESR High Q Microwave Capacitors 16 different values, 15 pcs. min. per value | 0.1 to 2.0 | 0.1, 0.2, 0.3, 0.4, 0.5, 0.6, 0.7, 0.8, 0.9, 1.0, 1.1, 1.2, 1.5 1.6, 1.8, 2.0..... | ±0.1 ±0.25 | \$90.00 |
| Kit 26T |  | DK0026T | 600S Series Ultra-low ESR High Q Microwave Capacitors 16 different values, 15 pcs. min. per value | 1.0 to 10 | 1.0, 1.2, 1.5, 1.8, 2.0, 2.2, 2.4, 2.7, 3.0, 3.3... 3.9, 4.7, 5.6, 6.8, 8.2 10..... | ±0.1 ±0.25 ±5% | \$90.00 |
| Kit 27T |  | DK0027T | 600S Series Ultra-low ESR High Q Microwave Capacitors 16 different values, 15 pcs. min. per value | 10 to 100 | 10, 12, 15, 18, 20, 22, 24, 27, 30, 33, 39, 47, 56, 68, 82, 100 | ±5% | \$90.00 |
| Kit 32T |  | DK0032T | 600F Series Ultra-low ESR High Q Microwave Capacitors 16 different values, 15 pcs. min. per value | 0.1 to 2.0 | 0.1, 0.2, 0.3, 0.4, 0.5, 0.6, 0.7, 0.8, 0.9, 1.0, 1.1, 1.2, 1.5 1.6, 1.8, 2.0 | ±0.1 ±0.25 | \$90.00 |
| Kit 33T |  | DK0033T | 600F Series Ultra-low ESR High Q Microwave Capacitors 16 different values, 15 pcs. min. per value | 1.0 to 10 | 1.0, 1.2, 1.5, 1.8, 2.0, 2.2, 2.4, 2.7, 3.0, 3.3 .. 3.9, 4.7, 5.6, 6.8, 8.2 10 | ±0.1 ±0.25 ±5% | \$90.00 |
| Kit 34T |  | DK0034T | 600F Series Ultra-low ESR High Q Microwave Capacitors 16 different values, 15 pcs. min. per value | 10 to 100 | 10, 12, 15, 18, 20, 22, 24, 27, 30, 33, 39, 47, 56, 68, 82, 100 | ±5% | \$90.00 |
| Kit 35T |  | DK0035T | 600F Series Ultra-low ESR High Q Microwave Capacitors 7 different values, 15 pcs. min. per value | 100 to 240 | 100, 120, 150, 180, 200, 220, 240 | ±5% | \$50.00 |
| Kit 36T |  | DK0036T | 600L Series Ultra-low ESR High Q Microwave Capacitors 16 different values, 15 pcs. min. per value | 0.1 to 2.0 | 0.1, 0.2, 0.3, 0.4, 0.5, 0.6, 0.7, 0.8, 0.9, 1.0, 1.1, 1.2, 1.5 1.6, 1.8, 2.0 | ±0.1 ±0.25 | \$90.00 |
| Kit 37T |  | DK0037T | 600L Series Ultra-low ESR High Q Microwave Capacitors 16 different values, 15 pcs. min. per value | 1.0 to 10 | 1.0, 1.2, 1.5, 1.8, 2.0, 2.2, 2.4, 2.7, 3.0, 3.3 3.9, 4.7, 5.6, 6.8, 8.2 10 | ±0.1 ±0.25 ±5% | \$90.00 |
| Kit 38T |  | DK0038T | 600L Series Ultra-low ESR High Q Microwave Capacitors 8 different values, 15 pcs. min. per value | 10 to 27 | 10, 12, 15, 18, 20, 22, 24, 27 | ±5% | \$50.00 |

A M E R I C A N T E C H N I C A L C E R A M I C S

ATC North America
sales@atceramics.com


ATC Europe
saleseur@atceramics.com

ATC Asia
sales@atceramics-asia.com

ATC Multilayer Capacitor Lab Kits: The comprehensive bench-top Lab Kits below provide sufficient inventory for almost any lab application. Custom Kits are also available based upon specific preferences. Contact ATC at +1-631-622-4700 for further information.

 = RoHS Compliant Products

| Kit # |  | Item # | Description | Cap. Value Range (pF) | Tol. | Price |
|------------|---|---------|--|-----------------------|------|----------|
| Lab Kit 1 | | LK0001 | 100 A/ 700 A Kit (See Previous Kit Listings) Kit 1, Kit 2, Kit 3, Kit 7, Kit TS1 | — | — | \$515.00 |
| Lab Kit 1T |  | LK0001T | 100 A/ 700 A Kit (See Previous Kit Listings) Kit 1T, Kit 2T, Kit 3T, Kit 7T, Kit TS1T | — | — | \$515.00 |
| Lab Kit 2 | | LK0002 | 100 B Kit (See Previous Kit Listings) Kit 8, Kit 9, Kit 10, Kit TS2, Kit TS3 | — | — | \$495.00 |
| Lab Kit 2T |  | LK0002T | 100 B Kit (See Previous Kit Listings) Kit 8T, Kit 9T, Kit 10T, Kit TS2, Kit TS3 | — | — | \$495.00 |
| Lab Kit 3 | | LK0003 | 700 A Kit (See Previous Kit Listings) Kit 4, Kit 5, Kit 6, Kit 7, Kit TS1 | — | — | \$515.00 |
| Lab Kit 3T |  | LK0003T | 700 A Kit (See Previous Kit Listings) Kit 4T, Kit 5T, Kit 6T, Kit 7T, Kit TS1T | — | — | \$515.00 |
| Lab Kit 4 | | LK0004 | 700 B Kit (See Previous Kit Listings) Kit 11, Kit 12, Kit 13, Kit 14, Kit TS2 | — | — | \$585.00 |
| Lab Kit 4T |  | LK0004T | 700 B Kit (See Previous Kit Listings) Kit 11T, Kit 12T, Kit 13T, Kit 14T, Kit TS2 | — | — | \$585.00 |



A M E R I C A N T E C H N I C A L C E R A M I C S

ATC North America
sales@atceramics.com









ATC Europe
saleseur@atceramics.com

ATC Asia
sales@atceramics-asia.com

www.atceramics.com

ATC MLC Tuning Stick Kits: ATC Tuning Sticks® allow you to easily select the right capacitance value for your circuit without soldering capacitors. A Tuning Stick® consists of an ATC 100 Series A or B case and 600 Series S or F case capacitor permanently attached to a non-conductive holder. The Stick material has been selected so that its effect on the capacitance value and Q is minimal. Tuning Sticks® are available off the shelf through QUIK-PICK™ 48-Hour Shipment™.

 = RoHS Compliant Products

| Kit # |  | Item # | Description | Cap. Value Range (pF) | Cap. Values (pF) | Tol. | Price |
|----------|---|---------|---|-----------------------|---|------|---------|
| Kit TS1 | | TS0001 | 100A Multilayer Capacitor Tuning Sticks 27 different values | 0.1 to 100 | 0.1..... ±0.1 | | \$90.00 |
| Kit TS1T |  | TS0001T | | | 0.5, 1.0, 1.2, 1.5, 1.8, 2.2, 2.7, 3.3, 3.9, 4.7, 5.6 ±0.25 | | |
| Kit TS2 | | TS0002 | 100B Multilayer Capacitor Tuning Sticks 22 different values | 0.1 to 10 | 0.1, 0.2, 0.3, 0.4, 0.5..... ±0.1 | | \$50.00 |
| Kit TS3 | | TS0003 | 100B Multilayer Capacitor Tuning Sticks 25 different values | 10 to 1000 | 0.6, 0.7, 0.8, 0.9, 1.0, 1.2, 1.5, 1.8, 2.2, 2.7, 3.3, 3.9, 4.7, 5.6 ±0.25 | | \$50.00 |
| Kit TS4T |  | TS0004T | 600S Series Ultra-Low ESR, High Q, NPO Tuning Sticks 16 different values | 0.1 to 2.0 | 6.8, 8.2, 10..... ±5% | | \$50.00 |
| Kit TS5T |  | TS0005T | 600S Series Ultra-Low ESR, High Q, NPO MLC Tuning Sticks 16 different values | 0.1 to 10 | 0.1, 0.2, 0.3, 0.4, 0.5, 0.6, 0.7, 0.8, 0.9, 1.0, 1.1, 1.2, 1.5..... ±0.1 | | \$50.00 |
| Kit TS6T |  | TS0006T | 600S Series Ultra-Low ESR, High Q, NPO MLC Tuning Sticks 16 different values | 0.1 to 2.0 | 1.0, 1.2, 1.5, 1.8, 2.0, 2.2, 2.4, 2.7, 3.0, 3.3..... ±0.1 | | \$50.00 |
| Kit TS7T |  | TS0007T | 600F Series Ultra-Low ESR, High Q, NPO MLC Tuning Sticks 16 different values | 10 to 100 | 3.9, 4.7, 5.6, 6.8, 8.2..... ±0.25 | | \$50.00 |
| Kit TS8T |  | TS0008T | 600F Series Ultra-Low ESR, High Q, NPO MLC Tuning Sticks 16 different values | 1.0 to 10 | 10, 12, 15, 18, 20, 22, 24, 27, 30, 33, 39, 47, 56, 68, 82, 100..... ±5% | | \$50.00 |
| Kit TS9T |  | TS0009T | 600F Series Ultra-Low ESR, High Q, NPO MLC Tuning Sticks 22 different values | 10 to 240 | 0.1, 0.2, 0.3, 0.4, 0.5, 0.6, 0.7, 0.8, 0.9, 1.0, 1.1, 1.2, 1.5..... ±0.1 | | \$75.00 |
| | | | | | 1.6, 1.8, 2.0..... ±0.25 | | |
| | | | | | 1.0, 1.2, 1.5, 1.8, 2.0, 2.2, 2.4, 2.7, 3.0, 3.3..... ±0.1 | | |
| | | | | | 3.9, 4.7, 5.6, 6.8, 8.2..... ±0.25 | | |
| | | | | | 10..... ±5% | | |
| | | | | | 10, 12, 15, 18, 20, 22, 24, 27, 30, 33, 39, 47, 56, 68, 82, 100..... ±5% | | |
| | | | | | 0.1, 0.2, 0.3, 0.4, 0.5, 0.6, 0.7, 0.8, 0.9, 1.0, 1.1, 1.2, 1.5..... ±0.1 | | |
| | | | | | 1.6, 1.8, 2.0..... ±0.25 | | |
| | | | | | 1.0, 1.2, 1.5, 1.8, 2.0, 2.2, 2.4, 2.7, 3.0, 3.3..... ±0.1 | | |
| | | | | | 3.9, 4.7, 5.6, 6.8, 8.2, 10 ±0.25 | | |
| | | | | | 10, 12, 15, 18, 20, 22, 24, 27, 30, 33, 39, 47, 56, 68, 82, 100, 120, 150, 180, 200, 220, 240..... ±5% | | |



A M E R I C A N T E C H N I C A L C E R A M I C S











ATC North America
sales@atceramics.com

ATC Europe
saleseur@atceramics.com

ATC Asia
sales@atceramics-asia.com

ATC 400 Z, 400 L, and 400 S Series Precision Tolerance NPO RF Microwave Capacitor Design Kits: Each Kit contains a selection of popular chip capacitor values for circuit prototyping.

 = RoHS Compliant Products

| Kit # |  | Item # | Description | Cap. Value Range (pF) | Cap. Values (pF) | Tol. | Price |
|---------|---|---------|---|-----------------------|--|------|----------|
| Kit 70T |  | DK0070T | 400Z Series Precision Tolerance NPO RF Microwave Capacitors 16 different values, 20 pcs. min. per value | 0.1 to 1.8 | 0.1, 0.2, 0.3, 0.4, 0.5, 0.6, 0.7, 0.8, 0.9, 1.0 ±.02 1.1, 1.2, 1.3, 1.4, 1.5, 1.8 ±.05 | | \$150.00 |
| Kit 71T |  | DK0071T | 400Z Series Precision Tolerance NPO RF Microwave Capacitors 15 different values, 20 pcs. min. per value | 1.0 to 2.5 | 1.0, 1.1, 1.2, 1.3, 1.4, 1.5, 1.6, 1.7, 1.8, 1.9, 2.0 ±.05 2.1, 2.2, 2.4, 2.5 ±0.1 | | \$150.00 |
| Kit 72T |  | DK0072T | 400Z Series Precision Tolerance NPO RF Microwave Capacitors 16 different values, 20 pcs. min. per value | 2.0 to 12 | 2.0, 2.1, 2.2, 2.4, 2.7, 3.0, 3.3, 3.6, 3.9, 4.7, 5.6, 6.8, 7.5, 8.2 ±0.1 10, 12 ±1% | | \$150.00 |
| Kit 73T |  | DK0073T | 400L Series Precision Tolerance NPO RF Microwave Capacitors 15 different values, 20 pcs. min. per value | .10 to 1.0 | .10, .15, .20, .25, .30, .35, .40, .45, .50, .60, .70, .75, .80, .90, 1.0 ±.01 | | \$150.00 |
| Kit 74T |  | DK0074T | 400L Series Precision Tolerance NPO RF Microwave Capacitors 16 different values, 20 pcs. min. per value | 0.8 to 8.2 | 0.8, 0.9, 1.0, 1.1, 1.2, 1.3 ±.02 1.5, 1.8, 1.9, 2.0, 2.4 ±.03 3.3, 5.6 ±.05 6.8, 7.5, 8.2 ±0.1 | | \$150.00 |
| Kit 75T |  | DK0075T | 400L Series Precision Tolerance NPO RF Microwave Capacitors 15 different values, 20 pcs. min. per value | 10 to 68 | 10, 12, 15, 18, 20, 21, 22, 24, 27, 30, 33, 39, 47, 56, 68 ±1% | | \$150.00 |
| Kit 76T |  | DK0076T | 400S Series Precision Tolerance NPO RF Microwave Capacitors 16 different values, 20 pcs. min. per value | .10 to .90 | .10, .15, .20, .25, .30, .35, .40, .45, .50, .55, .60, .65, .70, .75, .80, .90 ±.02 | | \$150.00 |
| Kit 77T |  | DK0077T | 400S Series Precision Tolerance NPO RF Microwave Capacitors 16 different values, 20 pcs. min. per value | 1.0 to 5.6 | 1.0, 1.1, 1.2, 1.5, 1.8, 1.9, 2.0 ±.02 2.1, 2.2, 2.4, 2.5, 2.7, 3.0 ±.03 3.3, 3.9, 5.6 ±.05 | | \$150.00 |
| Kit 78T |  | DK0078T | 400S Series Precision Tolerance NPO RF Microwave Capacitors 15 different values, 20 pcs. min. per value | 10 to 68 | 10, 12, 15, 18, 20, 21, 22, 24, 27, 30, 33, 39, 47, 56, 68 ±1% | | \$150.00 |




A M E R I C A N T E C H N I C A L C E R A M I C S




ATC North America
sales@atceramics.com

ATC Europe
sales@atceramics.com

ATC Asia
sales@atceramics-asia.com

ATC Single Layer Capacitor Design Kits: ATC's SLC Custom Design Kits are based on the Quik Pick™ Selection Guide below. Select values from this list to build your custom Kit. For KIT 6100, select 10 different values from the Quik Pick™ List. You will receive 10 pieces of each value (total 100 pieces). For KIT 6150, select 15 values from the list. You will receive 10 pieces per value (total 150 pieces).

 = RoHS Compliant Products

| Kit # |  | Item# | Description | Cap. Value Range (pF) | Price |
|----------|---|--------|--|-----------------------|----------|
| Kit 6100 |  | DK6100 | 116 Series Microcaps® 100 piece total, 10 values, 10 pieces per value | 0.1 to 1000 pF | \$120.00 |
| Kit 6150 |  | DK6150 | 116 Series Microcaps® 150 piece total, 15 values, 10 pieces per value | 0.1 to 1000 pF | \$170.00 |

SLC Selection Guide – 3 to 5 Day Shipment

| Series / Case Size (L & W) | | 116 R .015 (.381) nom. | 116 T .025 (.635) nom. | 116 U .035 (.889) nom. | 116 X .050 (1.27) nom. |
|----------------------------|----------|---------------------------|---------------------------|---------------------------|---------------------------|
| Cap (pF) | Cap Code | 0.1 to 100 pF | 0.2 to 330 pF | 0.4 to 820 pF | 0.8 to 1000 pF |
| 0.1 | 0R1 | 116RA0R1A100TT | | | |
| 0.2 | 0R2 | 116RBB0R2A100TT | 116TA0R2A100TT | | |
| 0.3 | 0R3 | 116RBB0R3A100TT | 116TA0R3A100TT | | |
| 0.4 | 0R4 | 116RCA0R4B100TT | 116TA0R4A100TT | 116UA0R4A100TT | |
| 0.5 | 0R5 | 116RCA0R5B100TT | 116TBB0R5A100TT | 116UA0R5A100TT | |
| 0.8 | 0R8 | 116RDB0R8B100TT | 116TBB0R8B100TT | 116UBB0R8A100TT | 116XA0R8A100TT |
| 1.0 | 1R0 | 116RDB1R0C100TT | 116TCA1R0B100TT | 116UBB1R0B100TT | 116XA1R0A100TT |
| 1.2 | 1R2 | 116RDB1R2C100TT | 116TCA1R2B100TT | 116UBB1R2B100TT | 116XA1R2A100TT |
| 2.7 | 2R7 | 116REA2R7M100TT | 116TDB2R7C100TT | 116UCA2R7C100TT | 116XBB2R7C100TT |
| 3 | 3R0 | 116REA3R0M100TT | 116TDB3R0C100TT | 116UCA3R0C100TT | 116XBB3R0C100TT |
| 3.6 | 3R6 | 116REA3R6M100TT | 116TDB3R6D100TT | 116UCA3R6D100TT | 116XCA3R6C100TT |
| 5.1 | 5R1 | 116REA5R1M100TT | 116TDB5R1D100TT | 116UDB5R1D100TT | 116XCA5R1C100TT |
| 10 | 100 | 116RF100M100TT | 116TEA100K100TT | 116UDB100K100TT | 116XDB100J100TT |
| 15 | 150 | 116RF150M100TT | 116TEA150K100TT | 116UEA150K100TT | 116XDB150J100TT |
| 22 | 220 | 116RGA220M100TT | 116TEA220K100TT | 116UEA220K100TT | 116XDB220K100TT |
| 27 | 270 | 116RGA270M100TT | 116TF270K100TT | 116UEA270K100TT | 116XDB270K100TT |
| 33 | 330 | 116RGA330M100TT | 116TF330K100TT | 116UEA330K100TT | 116XEA330K100TT |
| 47 | 470 | 116RG470M100TT | 116TF470K100TT | 116UF470K100TT | 116XEA470K100TT |
| 56 | 560 | 116RG560M100TT | 116TF560K100TT | 116UF560K100TT | 116XEA560K100TT |
| 68 | 680 | 116RK680M100TT | 116TGA680K100TT | 116UF680K100TT | 116XEA680K100TT |
| 82 | 820 | 116RK820M100TT | 116TGA820K100TT | 116UF820K100TT | 116XEA820K100TT |
| 100 | 101 | 116RL101M100TT | 116TGA101K100TT | 116UF101K100TT | 116XF101K100TT |
| 220 | 221 | | 116TK221M100TT | 116UG221M100TT | 116XF221K100TT |
| 330 | 331 | | 116TL331M100TT | 116UK331M100TT | 116XGA331K100TT |
| 470 | 471 | | | 116UK471M100TT | 116XGA471K100TT |
| 560 | 561 | | | 116UL561M100TT | 116XG561M100TT |
| 680 | 681 | | | 116UL681M100TT | 116XK681M100TT |
| 820 | 821 | | | 116UL821M100TT | 116XK821M100TT |
| 1000 | 102 | | | | 116XK102M100TT |

Inches (mm)



A M E R I C A N T E C H N I C A L C E R A M I C S

ATC North America
sales@atceramics.com

ATC Europe
sales@atceramics.com

ATC Asia
sales@atceramics-asia.com

ATC Resistive Products Design Kits: ATC's Resistive Products Design Kits contain a selection of High Power, Chip Resistors and Terminations with standard values of 50 Ohm and 100 Ohm. Operating frequencies are from DC to 6 Ghz. All designs are manufactured with Non-toxic Aluminum Nitride base substrates.

RoHS Compliant = RoHS Compliant Products

| Kit # | RoHS Compliant | Item # | Description | Series | Sizes | Power Handling Range (W) | Qty. | Resistance Value (Ohms) | Tol. | Price |
|---|----------------|--------------------|--|--------|--------------------|--------------------------|------|-------------------------|--------|----------|
| | | | | | L x W x H | | | | | |
| Kit 40 | RoHS Compliant | DK0040 | CZ1 Series Surface Mount Chip Terminations | CZ1 | .200 x .100 x .040 | 10 Watt | 4 | 50 Ohm | +/- 2% | \$145.00 |
| | | | | | .245 x .245 x .040 | 20 Watt | 4 | | | |
| | | | | | .375 x .250 x .040 | 30 Watt | 2 | | | |
| | | | | | .370 x .370 x .040 | 40 Watt | 2 | | | |
| | | | CS1 Series Surface Mount Chip Resistors | CS1 | .200 x .100 x .040 | 10 Watt | 4 | 100 Ohm | +/- 2% | |
| | | | | | .245 x .245 x .040 | 20 Watt | 4 | | | |
| CW1 Series Surface Mount Chip Resistors | CW1 | .375 x .250 x .040 | 30 Watt | 2 | 100 Ohm | +/- 2% | | | | |
| | | .370 x .370 x .040 | 40 Watt | 2 | | | | | | |
| Kit 41 | RoHS Compliant | DK0041 | CT1 Series Chip Terminations | CT1 | .200 x .100 x .040 | 30 Watt | 4 | 50 Ohm | +/- 5% | \$145.00 |
| | | | | | .245 x .245 x .040 | 60 Watt | 4 | | | |
| | | | | | .375 x .250 x .040 | 150 Watt | 4 | | | |
| | | | | | .370 x .370 x .040 | 250 Watt | 4 | | | |
| | | | CR1 Series Chip Resistors | CR1 | .100 x .050 x .025 | 5 Watt | 4 | 100 Ohm | | |
| | | | | | .120 x .060 x .025 | 15 Watt | 4 | | | |
| | | | | | .200 x .100 x .040 | 30 Watt | 4 | | | |
| | | | | | .245 x .245 x .040 | 60 Watt | 4 | | | |
| | | | | | .375 x .250 x .040 | 150 Watt | 4 | | | |
| | | | | | .370 x .370 x .040 | 250 Watt | 4 | | | |




A M E R I C A N T E C H N I C A L C E R A M I C S






ATC North America
sales@atceramics.com

ATC Europe
saleseur@atceramics.com

ATC Asia
sales@atceramics-asia.com

ATC Inductor Design Kits: ATC's WL Series Inductor Design Kits contain a selection of standard inductance values for circuit prototyping.


 = RoHS Compliant Products




| Kit # |  | Item # | Description | Inductor Value Range (nH) | Inductor Values (nH) | Tol. | Price |
|--------|---|--------|---|---------------------------|--|------|----------|
| Kit 51 |  | DK0051 | 0402 WL Chip Inductors 41 different values, 15 pieces per value | 1.0nH to 120nH | 1.0, 1.8, 2.0, 2.2, 2.7, 3.3, 3.6, 3.9, 4.3, 4.7, 5.1, 5.6, 6.2, 6.8, 7.5, 8.2, 8.7, 9, 10, 11, 12, 13, 15, 18, 20, 22, 27, 30, 33, 36, 39, 40, 43, 47, 51, 56, 68, 72, 82, 100, 120 | .5% | \$140.00 |
| Kit 52 |  | DK0052 | 0603 WL Chip Inductors 50 different values, 15 pieces per value | 1.6nH to 390nH | 1.6, 1.8, 2.2, 2.4, 3.3, 3.9, 4.3, 5.1, 5.6, 6.3, 6.8, 7.5, 8.2, 8.7, 9.5, 10, 11, 12, 15, 17, 20, 22, 24, 27, 30, 33, 36, 39, 43, 47, 51, 56, 62, 68, 75, 82, 91, 100, 110, 120, 140, 160, 180, 220, 240, 260, 280, 300, 330, 390 | .5% | \$140.00 |
| Kit 53 |  | DK0053 | 0805 WL Chip Inductors 50 different values, 15 pieces per value | 2.7nH to 2700nH | 2.7, 3.0, 3.3, 5.6, 6.8, 7.5, 8.2, 8.7, 10, 12, 15, 18, 22, 24, 27, 30, 36, 39, 47, 56, 68, 72, 82, 91, 100, 110, 120, 150, 180, 200, 220, 240, 270, 300, 330, 390, 470, 560, 600, 620, 680, 750, 820, 910, 1000, 1200, 1500, 1800, 2200, 2700 | .5% | \$140.00 |
| Kit 54 |  | DK0054 | 1008 WL Chip Inductors 44 different values, 15 pieces per value | 4.7nH to 15,000nH | 4.7, 10, 15, 18, 24, 27, 33, 39, 47, 56, 68, 75, 82, 91, 100, 120, 150, 180, 220, 240, 270, 300, 330, 360, 390, 430, 470, 560, 620, 680, 750, 820, 910, 1000, 1200, 1500, 1800, 2200, 2700, 3300, 3900, 4700, 5600, 15,000 | .5% | \$140.00 |



ATC RLC DESIGN KITS

ATC AT Series 0603 RF / Microwave Thin Film Attenuator Design Kits: ATC's new RF/Microwave SMT Attenuator Series (AT) is manufactured with the highest quality materials for reliable and repeatable performance. These devices are constructed with Aluminum Nitride (AlN) and are available in a standard EIA 0603 case size. The AT is ideal for impedance matching, input padding, signal level tuning, and many other critical RF/Microwave applications. The AT is rated highest power in class and is suitable for microstrip and CPW applications. Each Kit contains a selection of attenuator values for circuit prototyping.

 = RoHS Compliant Products

| Kit # |  | Item # | Description | Attenuator Value Range (dB) | Attenuator Values (dB) | Price |
|--------|---|--------|--|-----------------------------|----------------------------------|----------|
| Kit 65 |  | DK0065 | ATC AT Series 0603 RF / Microwave Thin Film Attenuator 6 different values, 10 pcs. min. per value | 0 to 10 | 0, 1, 3, 6, 9, 10 | \$75.00 |
| Kit 66 |  | DK0066 | ATC AT Series 0603 RF / Microwave Thin Film Attenuator 11 different values, 10 pcs. min. per value | 0 to 10 | 0, 1, 2, 3, 4, 5, 6, 7, 8, 9, 10 | \$120.00 |



A M E R I C A N T E C H N I C A L C E R A M I C S

ATC North America
sales@atceramics.com

ATC Europe
saleseur@atceramics.com

ATC Asia
sales@atceramics-asia.com

www.atceramics.com

ATC NORTH AMERICA

AMERICAN TECHNICAL CERAMICS

One Norden Lane, Huntington Station, NY 11746-2142
Phone: +1-631-622-4700 • Fax: +1-631-622-4748
email: sales@atceramics.com • website: www.atceramics.com

ATC EUROPE

American Technical Ceramics' Sales and Customer Service Center, serving Europe, Africa and the Middle East, is located in the Czech Republic.

AMERICAN TECHNICAL CERAMICS CUSTOMER SERVICE CENTER

Za Olsavkou 303
686 01 Uherske Hradiste
Czech Republic
Phone: +420 575757520 • Fax: +420 575757109
e-mail: saleseur@atceramics.com • website: www.atceramcis.com

AMERICAN TECHNICAL CERAMICS REGIONAL SALES OFFICE, WESTERN EUROPE

6 Archipelago Park
Lyon Way, Frimley
GU167ER
Surrey, UK
Mobile: +420 575757520
e-mail: sgudge@atceramics.com • website: www.atceramcis.com

AMERICAN TECHNICAL CERAMICS REGIONAL SALES OFFICE, CENTRAL AND EASTERN EUROPE

c/o AVX GmbH
Lilienthalstr. 17/17a
85399 Hallbergmoos
Germany
Phone: +49 811 959 4931 • Mobile: +49 172 8404 775
e-mail: arinortner@atceramics.com • website: www.atceramcis.com

ATC ASIA / INDIA SALES AND TECHNICAL SUPPORT OFFICE

AMERICAN TECHNICAL CERAMICS (CHINA) LIMITED

Unit D & E, 11/F JunYun Century Building,
No. 6033 Chegongmiao, Shennan Road, Futian Dist. Shenzhen,
Guangdong Province, 518031 P. R. China
Phone: +86 755 2396 8759 • Fax: +86 755 2396 8442
e-mail: sales@atceramics-asia.com • website: www.atceramics-asia.com

Sales of ATC products are subject to the terms and conditions contained in American Technical Ceramics Corp. Terms and Conditions of Sale (ATC document #001-992). Copies of these terms and conditions will be provided upon request. They may also be viewed on ATC's website at www.atceramics.com/product-finder/default.asp. Click on the link for Terms and Conditions of Sale.

ATC has made every effort to have this information as accurate as possible. However, no responsibility is assumed by ATC for its use, nor for any infringements of rights of third parties which may result from its use. ATC reserves the right to revise the content or modify its product without prior notice.

© 1999 American Technical Ceramics Corp. All Rights Reserved.

ATC # 001-910; Rev T, 12/17

A M E R I C A N T E C H N I C A L C E R A M I C S

ATC North America
sales@atceramics.com

ATC Europe
saleseur@atceramics.com

ATC Asia
sales@atceramics-asia.com



AMERICAN

ATC North America
sales@atceramics.com

TECHNICAL


ATC Europe
saleseur@atceramics.com

CERAMICS

ATC Asia
sales@atceramics-asia.com

THE ENGINEERS' CHOICE®

www.atceramics.com



ISO 9001 REGISTERED
COMPANY

Mouser Electronics

Authorized Distributor

Click to View Pricing, Inventory, Delivery & Lifecycle Information:

[American Technical Ceramics \(ATC\):](#)

[DK0066](#) [DK0065](#)



Стандарт Электрон Связь

Мы молодая и активно развивающаяся компания в области поставок электронных компонентов. Мы поставляем электронные компоненты отечественного и импортного производства напрямую от производителей и с крупнейших складов мира.

Благодаря сотрудничеству с мировыми поставщиками мы осуществляем комплексные и плановые поставки широчайшего спектра электронных компонентов.

Собственная эффективная логистика и склад в обеспечивает надежную поставку продукции в точно указанные сроки по всей России.

Мы осуществляем техническую поддержку нашим клиентам и предпродажную проверку качества продукции. На все поставляемые продукты мы предоставляем гарантию .

Осуществляем поставки продукции под контролем ВП МО РФ на предприятия военно-промышленного комплекса России , а также работаем в рамках 275 ФЗ с открытием отдельных счетов в уполномоченном банке. Система менеджмента качества компании соответствует требованиям ГОСТ ISO 9001.

Минимальные сроки поставки, гибкие цены, неограниченный ассортимент и индивидуальный подход к клиентам являются основой для выстраивания долгосрочного и эффективного сотрудничества с предприятиями радиоэлектронной промышленности, предприятиями ВПК и научно-исследовательскими институтами России.

С нами вы становитесь еще успешнее!

Наши контакты:

Телефон: +7 812 627 14 35

Электронная почта: sales@st-electron.ru

Адрес: 198099, Санкт-Петербург,
Промышленная ул, дом № 19, литера Н,
помещение 100-Н Офис 331