

270 Series

Vitreous Enamel Power



Select 270 Type fixed resistors for applications requiring wattage ratings from 12 to 1000 watts. The 270 Type resistors are equipped with lug terminals suitable for soldering or sturdy bolt connection. When secure mounting is required, the hollow core of these resistors permit fastening with spring-type brackets, thru bolts or thru bolts with slotted-steel brackets.

Suitable for rugged applications, the 270 Type resistors feature all-welded construction and durable lead free vitreous enamel coating. Mounting brackets not included with resistors.

FEATURES

- Terminals suitable for soldering or bolt connection
- High wattage applications
- Rugged lead free vitreous enamel coating
- Flame resistant coating
- All-welded construction
- RoHS compliant available
- “Fast on” option – see terminal 538, <https://www.ohmite.com/assets/docs/terminals.pdf>

SERIES SPECIFICATIONS

| Series | Wattage | Ohms | Core Code | Voltage | Std. Terminal |
|--------|---------|-----------|-----------|---------|---------------|
| L12 | 12 | 0.1-51K | D | 565 | 57 |
| L25 | 25 | 0.15-100K | K | 625 | 40 |
| L50 | 50 | 0.38-260K | K | 1625 | 40 |
| L100 | 100 | 0.23-101K | M | 2845 | 40 |
| L175 | 175 | 0.13-101K | P | 3595 | 46 |
| L225 | 225 | 0.16-129K | P | 4595 | 46 |
| L500 | 500 | 0.38-218K | S | 4970 | 45 |
| L1000 | 1000 | 0.69-392K | S | 8900 | 45 |

Non-Inductive versions available; Other sizes available; Also available in low cost Centohm or Silicone coating; Consult Ohmite.

* Maximum Voltage is based on Ohm's Law $[V=\sqrt{P \cdot R}]$ as limited by the resistance value of specified product

CHARACTERISTICS

| Coating | Lead free vitreous enamel. Large models (500 watts and up) are supplied in Silicone Ceramic. Also available in low-cost Centohm coating; Consult factory. | | | | | | | | | | |
|---|--|--------------|------------------|-----|--------|-----|---------|-----|---------|------|---------|
| Core | Tubular ceramic. | | | | | | | | | | |
| Terminals | Solder coated radial lug. RoHS solder composition is 96% Sn, 3.5% Ag, 0.5% Cu | | | | | | | | | | |
| Derating | Linearly from 100% @ +25°C to 0% @ +350°C. | | | | | | | | | | |
| Tolerance | ±5% 1Ω and over (J); ±10% under 1Ω (K) | | | | | | | | | | |
| Power rating | Based on 25°C free air rating. | | | | | | | | | | |
| Overload | 10 times rated wattage for 5 seconds. | | | | | | | | | | |
| Temperature coefficient | 1 to 20Ω: ±400 ppm/°C; Above 20Ω: ±260 ppm/°C | | | | | | | | | | |
| Dielectric withstanding voltage | 1000 VAC: 12 to 100 watt rating. 3000 VAC: 175 to 225 watt rating (Measured from terminal to mounting bracket) | | | | | | | | | | |
| Max. amps | use the formula $\sqrt{P/R}$ | | | | | | | | | | |
| Power limitations for high resistance values | When resistance exceeds the resistance values listed, derate the Power Rating by 25% to improve reliability. <i>No power derating necessary for ratings higher than 100W.</i> | | | | | | | | | | |
| | <table border="1"> <thead> <tr> <th>Power rating</th> <th>Resistance value</th> </tr> </thead> <tbody> <tr> <td>12W</td> <td>3,900Ω</td> </tr> <tr> <td>25W</td> <td>12,000Ω</td> </tr> <tr> <td>50W</td> <td>35,000Ω</td> </tr> <tr> <td>100W</td> <td>75,000Ω</td> </tr> </tbody> </table> | Power rating | Resistance value | 12W | 3,900Ω | 25W | 12,000Ω | 50W | 35,000Ω | 100W | 75,000Ω |
| Power rating | Resistance value | | | | | | | | | | |
| 12W | 3,900Ω | | | | | | | | | | |
| 25W | 12,000Ω | | | | | | | | | | |
| 50W | 35,000Ω | | | | | | | | | | |
| 100W | 75,000Ω | | | | | | | | | | |
| Mounting Hardware | see https://www.ohmite.com/assets/docs/hardware_resistor.pdf | | | | | | | | | | |

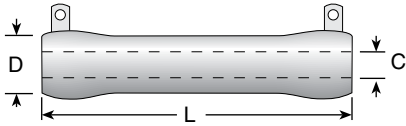
(continued)

270 Series

Vitreous Enamel Power

DIMENSIONS

in./mm



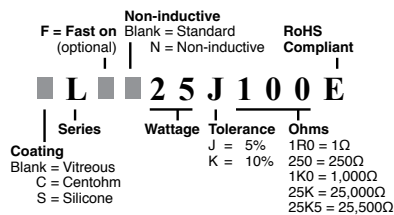
| Series | Wattage | L | | D | | C | Core Code* | Std. Term.** |
|--------|---------|------|-------|-------|------|--------------|------------|--------------|
| L12 | 12 | 1.75 | 44.4 | 0.313 | 7.94 | 0.188 / 4.76 | D | 57 |
| L25 | 25 | 2.0 | 50.8 | 0.562 | 14.3 | 0.313 / 7.94 | K | 40 |
| L50 | 50 | 4.0 | 101.6 | 0.562 | 14.3 | 0.313 / 7.94 | K | 40 |
| L100 | 100 | 6.5 | 165.1 | 0.750 | 19.1 | 0.50 / 12.7 | M | 40 |
| L175 | 175 | 8.5 | 215.9 | 1.125 | 28.6 | 0.75 / 19.1 | P | 46 |
| L225 | 225 | 10.5 | 266.7 | 1.125 | 28.6 | 0.75 / 19.1 | P | 46 |
| L500 | 500 | 12.0 | 304.8 | 2.50 | 63.5 | 1.75 / 44.5 | S | 45 |
| L1000 | 1000 | 20.0 | 508.0 | 2.50 | 63.5 | 1.75 / 44.5 | S | 45 |

* <https://www.ohmite.com/assets/docs/200-210-270-custom.pdf>

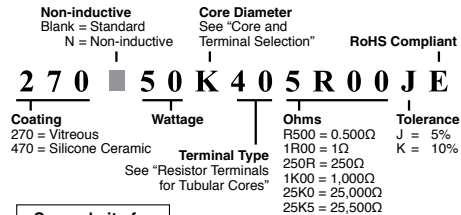
** <https://www.ohmite.com/assets/docs/terminals.pdf>

ORDERING INFORMATION

Standard



Made-to-order



See website for custom core and terminal info

Standard part numbers for 270 series

| Ohmic value | 12 Watt | | Ohmic value | 12 Watt | | Ohmic value | Wattage | | | | | | | | | | | | | |
|-------------|----------|-----------|-------------|----------|----------|-------------|----------|--------|----|----|-----|-----|-----|-----|---------|-------|---|---|---|---|
| | Part No. | Prefix | | Part No. | Prefix | | Part No. | Prefix | 25 | 50 | 100 | 175 | 225 | 500 | 1000 | | | | | |
| 0.51 | ✓ | L12JKR51E | 180 | ✓ | L12J180E | 1 | 1R0E | ✓ | ✓ | ✓ | ✓ | ✓ | ✓ | ✓ | 2,500 | 2K5E | ✓ | ✓ | ✓ | ✓ |
| 1 | ✓ | L12J1R0E | 270 | ✓ | L12J270E | 2 | 2R0E | ✓ | ✓ | ✓ | ✓ | ✓ | ✓ | ✓ | 3,000 | 3K0E | ✓ | ✓ | ✓ | ✓ |
| 3.3 | ✓ | L12J3R3E | 330 | ✓ | L12J330E | 3 | 3R0E | ✓ | ✓ | ✓ | ✓ | ✓ | ✓ | ✓ | 3,500 | 3K5E | ✓ | ✓ | ✓ | ✓ |
| 4.7 | ✓ | L12J4R7E | 390 | ✓ | L12J390E | 4 | 4R0E | ✓ | ✓ | ✓ | ✓ | ✓ | ✓ | ✓ | 4,000 | 4K0E | ✓ | ✓ | ✓ | ✓ |
| 10 | ✓ | L12J10RE | 470 | ✓ | L12J470E | 5 | 5R0E | ✓ | ✓ | ✓ | ✓ | ✓ | ✓ | ✓ | 5,000 | 5K0E | ✓ | ✓ | ✓ | ✓ |
| 12 | ✓ | L12J12RE | 560 | ✓ | L12J560E | 10 | 10RE | ✓ | ✓ | ✓ | ✓ | ✓ | ✓ | ✓ | 6,000 | 6K0E | ✓ | ✓ | ✓ | ✓ |
| 15 | ✓ | L12J15RE | 1000 | ✓ | L12J1K0E | 15 | 15RE | ✓ | ✓ | ✓ | ✓ | ✓ | ✓ | ✓ | 7,500 | 7K5E | ✓ | ✓ | ✓ | ✓ |
| 22 | ✓ | L12J22RE | 1200 | ✓ | L12J1K2E | 25 | 25RE | ✓ | ✓ | ✓ | ✓ | ✓ | ✓ | ✓ | 10,000 | 10KE | ✓ | ✓ | ✓ | ✓ |
| 27 | ✓ | L12J27RE | 1500 | ✓ | L12J1K5E | 50 | 50RE | ✓ | ✓ | ✓ | ✓ | ✓ | ✓ | ✓ | 12,000 | 12KE | ✓ | ✓ | ✓ | ✓ |
| 33 | ✓ | L12J33RE | 2200 | ✓ | L12J2K2E | 75 | 75RE | ✓ | ✓ | ✓ | ✓ | ✓ | ✓ | ✓ | 15,000 | 15KE | ✓ | ✓ | ✓ | ✓ |
| 47 | ✓ | L12J47RE | 2700 | ✓ | L12J2K7E | 100 | 100E | ✓ | ✓ | ✓ | ✓ | ✓ | ✓ | ✓ | 20,000 | 20KE | ✓ | ✓ | ✓ | ✓ |
| 68 | ✓ | L12J68RE | 4700 | ✓ | L12J4K7E | 125 | 125E | ✓ | ✓ | ✓ | ✓ | ✓ | ✓ | ✓ | 25,000 | 25KE | ✓ | ✓ | ✓ | ✓ |
| 82 | ✓ | L12J82RE | 10000 | ✓ | L12J10KE | 150 | 150E | ✓ | ✓ | ✓ | ✓ | ✓ | ✓ | ✓ | 30,000 | 30KE | ✓ | ✓ | ✓ | ✓ |
| 100 | ✓ | L12J100E | 18000 | ✓ | L12J18KE | 200 | 200E | ✓ | ✓ | ✓ | ✓ | ✓ | ✓ | ✓ | 35,000 | 35KE | ✓ | ✓ | ✓ | ✓ |
| 150 | ✓ | L12J150E | 22000 | ✓ | L12J22KE | 250 | 250E | ✓ | ✓ | ✓ | ✓ | ✓ | ✓ | ✓ | 40,000 | 40KE | ✓ | ✓ | ✓ | ✓ |
| | | | 51000 | ✓ | L12J51KE | 500 | 500E | ✓ | ✓ | ✓ | ✓ | ✓ | ✓ | ✓ | 50,000 | 50KE | ✓ | ✓ | ✓ | ✓ |
| | | | | | | 750 | 750E | ✓ | ✓ | ✓ | ✓ | ✓ | ✓ | ✓ | 60,000 | 60KE | ✓ | ✓ | ✓ | ✓ |
| | | | | | | 800 | 800E | ✓ | ✓ | ✓ | ✓ | ✓ | ✓ | ✓ | 75,000 | 75KE | ✓ | ✓ | ✓ | ✓ |
| | | | | | | 1,000 | 1K0E | ✓ | ✓ | ✓ | ✓ | ✓ | ✓ | ✓ | 100,000 | 100KE | ✓ | ✓ | ✓ | ✓ |
| | | | | | | 1,500 | 1K5E | ✓ | ✓ | ✓ | ✓ | ✓ | ✓ | ✓ | 150,000 | 150KE | ✓ | ✓ | ✓ | ✓ |
| | | | | | | 2,000 | 2K0E | ✓ | ✓ | ✓ | ✓ | ✓ | ✓ | ✓ | 200,000 | 200KE | ✓ | ✓ | ✓ | ✓ |
| | | | | | | | | | | | | | | | 250,000 | 250KE | ✓ | ✓ | ✓ | ✓ |

✓ = Standard values; check availability using the worldwide inventory search at www.ohmite.com

Red outlined values supplied in Silicone-Ceramic coatings instead of vitreous enamel.



**Стандарт
Электрон
Связь**

Мы молодая и активно развивающаяся компания в области поставок электронных компонентов. Мы поставляем электронные компоненты отечественного и импортного производства напрямую от производителей и с крупнейших складов мира.

Благодаря сотрудничеству с мировыми поставщиками мы осуществляем комплексные и плановые поставки широчайшего спектра электронных компонентов.

Собственная эффективная логистика и склад в обеспечивает надежную поставку продукции в точно указанные сроки по всей России.

Мы осуществляем техническую поддержку нашим клиентам и предпродажную проверку качества продукции. На все поставляемые продукты мы предоставляем гарантию .

Осуществляем поставки продукции под контролем ВП МО РФ на предприятия военно-промышленного комплекса России , а также работаем в рамках 275 ФЗ с открытием отдельных счетов в уполномоченном банке. Система менеджмента качества компании соответствует требованиям ГОСТ ISO 9001.

Минимальные сроки поставки, гибкие цены, неограниченный ассортимент и индивидуальный подход к клиентам являются основой для выстраивания долгосрочного и эффективного сотрудничества с предприятиями радиоэлектронной промышленности, предприятиями ВПК и научно-исследовательскими институтами России.

С нами вы становитесь еще успешнее!

Наши контакты:

Телефон: +7 812 627 14 35

Электронная почта: sales@st-electron.ru

Адрес: 198099, Санкт-Петербург,
Промышленная ул, дом № 19, литера Н,
помещение 100-Н Офис 331