



Productivity Through Protection™

# Circuit Protection Solutions

## CAMASTER and SAFELOC BS88 Fuseholders Product Guide



**Safeloc HRC Fuseholder - 660V ac: 32A - 63A**

**NNS, ENS**

**Specification Description:**

Fuseholder to use with BS88 Fuse links for bolted panel mounting or DIN rail.

**Dimensions:** See Dimensions illustrations

**Ratings:**

Volts: -550Vac, 415V (63A)

Amps: -32, 63A

**Agency information:** CE, Compliance to BS88, EN IEC 60269 and CSA C22.2. NO .106 standards



**Features & Benefits**

- Unique slide/snap action carrier which eliminates the need for fuse carrier contacts
- Low power loss and increased reliability due to the design of the carrier that provides positive stress free fitting of fuse and locates position of the fuse.
- Protection against electrical shock. Base contacts are fully shrouded
- Easy and fast access to the contact terminal screw due to simple sliding retained shrouds
- Flexible mounting: simple screw or DIN Rail

**Typical applications**

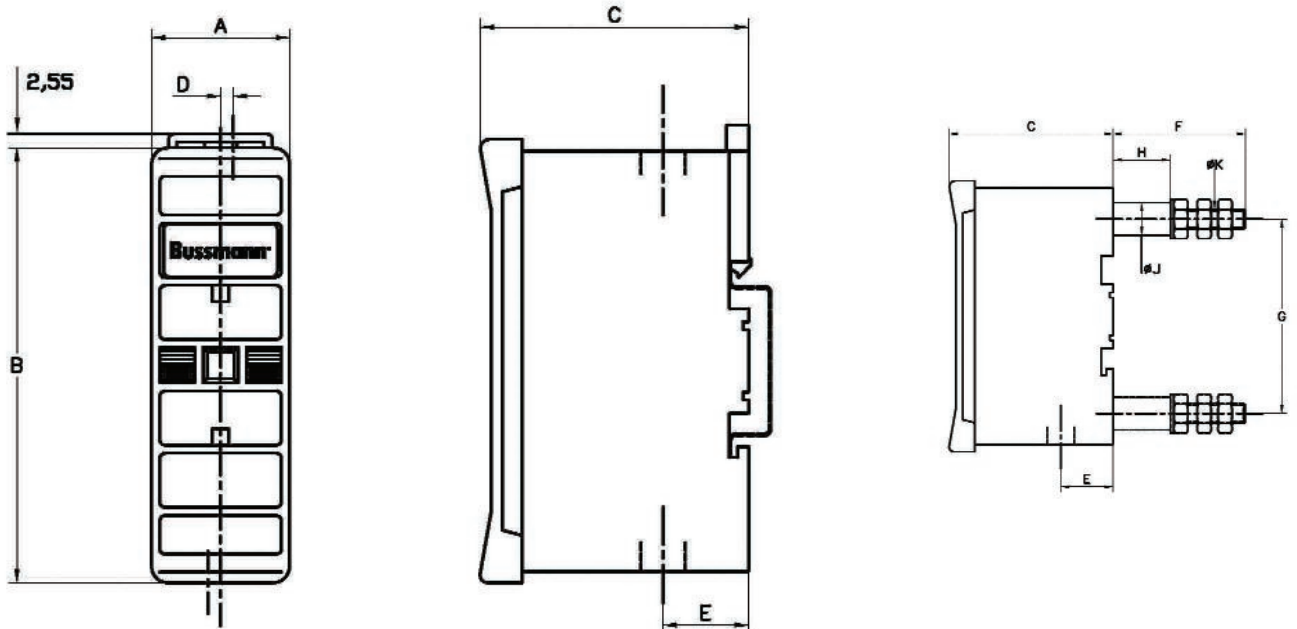
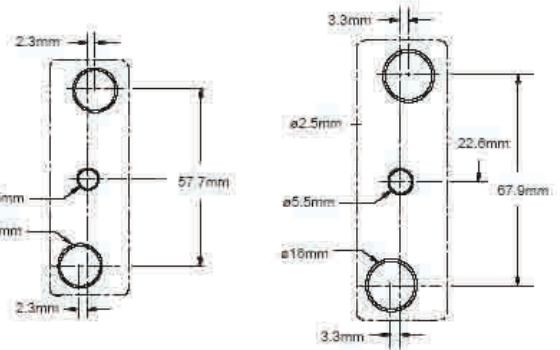
- Lighting equipment and circuit protection
- Heating equipment and circuit protection
- Motor protection
- Control equipment circuit protection

**Catalogue Part Numbers**

Available Variants	Catalogue request	
	NNS	ENS
Front connected/Front connected	32NNSF	63ENSF
Back Stud/Back/Stud	32NNSBS	63ENSBS
Front connected/Back Stud	32NNSFBS	63ENSFBS
Neutral Links	32NNL	63ENL

**Dimensions**

Rating (A)	Part No	Max Cable mm <sup>2</sup>	Rec. Fuse Link	Dimensions (mm)									
				A	B	C	D	E	F	G	H	J	K
32	NNS	16	NSD	25.4	80.3	48.5	2.3	16.0	39.2	57.7	17.0	9.7	M6
63	ENS	35	ESD	29.1	90.0	55.0	3.3	17.7	75.0	67.9	39.2	11.0	M8



## Camaster HRC Fuseholder - 660V ac: 20A-32A-63A-100A-200A\*-400A\*

### CM

**Specification Description:** Fully shrouded fuse bases with unique cam action system for BS88 Fuse link applications

**Dimensions:** See Dimensions illustrations

**Ratings:**

Volts - 660 Vac

Amps : 20, 32 (Compact)32, 63, and 100A

**Agency information:** CE, Compliance to BS88, EN IEC 60269

\* Please note that the 200A & 400A do not have the CAM action



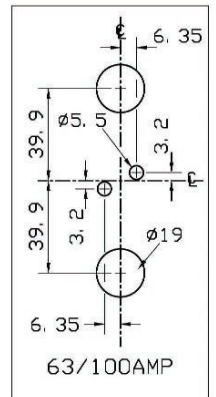
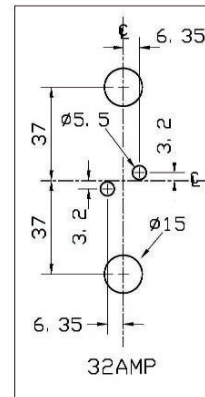
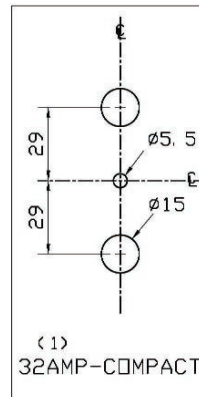
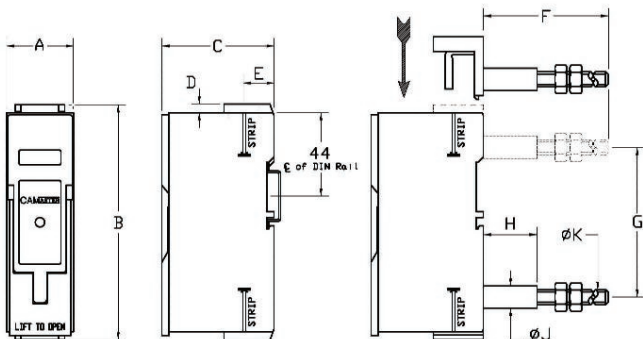
### Features and Benefits

- Easy to remove the carrier from the fuse base due to the cam action system (\*excluding 200A & 400A)
- Enhanced electrical performance level due to special design of cam system that increase the pressure between fuse base and fuse carrier contact
- Easy and fast connection; conversion capability, retro fit on site
- Safer maintenance operations thanks to lockable safety carriers
- Flexible mounting capability both DIN rail and panel bolted without accessories
- Reduce downtime operations installing a neon clip-in indicator, easy to identify operated fuse location
- Flexible use of multiple configurations needed due to the 2 or 3 poles ganging accessories

### Dimensions

Rating (A)	Cat. No	Max cable mm <sup>2</sup>	Rec. Fuse Link	Dimensions (mm)									
				A	B	C	D	E	F	G	H	J	K
20	CM20F	16	NITD	25.4	93.7	60	3.2	17.5	66.0	58.0	28.6	11.9	M6
32	CM32FC	16	NITD	25.4	93.7	60	3.2	17.5	66.0	58.0	28.6	11.9	M6
32	CM32F	16	AAO	31.8	117.5	60	3.2	17.5	66.0	74.0	28.6	11.9	M6
63	CM63F	70	BAO	35.6	125	60	4.75	16.4	86.5	81.0	28.6	11.9	M8
100	CM100F	70	OSD	35.6	125	60	4.75	16.4	86.5	81.0	28.6	11.9	M8
200	200DF	95	DD	70	193	149	17.5	35.6	8	138	30	24	M12
400	400EF	240	ED	98.4	254	192.1	31.8	36.5	-	-	-	-	-

Accessory	Rating (A)	Catalogue No	Carton Qty
Back Stud	32	32BSC	10
	32	32BS	10
	63/100	63/100BS	5
Ganging Links		GLP	1 set
Neon Indicator	90-415V ac	NI	3
Lockable Safety Carriers		32LSCC	3
		32LSC	3
		63/100LSC	3
Neutral Links	32	32CMLC	1
	32	32CML	
	63/100	63/100CML	
Security Clip		CMSC	20



**SAFELOC HRC Fuseholder - 660V: 32A-63A**

Features		Benefits	
<b>Cost Saving</b>	DIN Rail and screw mounting as standard	➔	No need to acquire separate mounting accessories
<b>Time saving</b>	Sliding retained shrouds	➔	Reduce installing time, no need to remove screws to access the fuse base terminal
<b>Increased safety</b>	Base contacts fully shrouded	➔	Protection to electrical shock for accidental touch of live parts
<b>Superior performance</b>	Slide/snap action for fuse extractions	➔	Reduce power loss by perfect alignments of contacts and direct contacts between fuse tags and fuse holder contacts
		➔	No tools required to install or replace fuselinks

**SAFELOC Cross Reference**

Cooper Bussmann	Bill	GE	Lawson
32NNSF	V32FF	SC32H	LCF32FC/FCBK
32NNSFBS	V32FB	-	LCF32FC/BCBK
32NNSBS	-	SC32P	LCF32BC/BCBK
63ENSF	V63FF	SC63H	LCF63FC/FCBK
63ENSFBS	V63FB	-	LCF63FC/BCBK
63ENSBS	-	SC63P	LCF63BC/BCBK

**Fusebanks**

Two ranges of fuse banks are available, utilising the CAMASTER and SAFELOC fuseholders. The fuse banks consist of single phase assemblies of busbar connected fuseholders mounted on a back strap, for incorporation in distribution fuse boards to facilitate compliance with BS5486 parts 1&2.

The banks are available in 4 to 12 ways (4 to 8 ways at 100A) and a compatible range of neutral bars and earth terminal busbars are also available.



# SAFELOC

## *IT'S EASY TO CHANGE!*



**IT'S EASY TO...**  
install on DIN  
rail or bolted on  
panel without  
accessories



**IT'S EASY TO...**  
insert fuses into  
carrier without  
the use of tools  
with the  
slide/lock  
system



**IT'S EASY TO...**  
access cable  
terminals with  
sliding retained  
shrouds




**IT'S EASY TO...**  
get lower power  
losses with direct  
contact between  
fuselink and base  
terminals



# CAMASTER *IT'S EASY TO CHANGE!*



**IT'S EASY TO...**  
install on DIN Rail or bolted on panel without accessories



**IT'S EASY TO...**  
insert fuses, using captive hinged screws on carrier



**IT'S EASY TO...**  
assembly multiple poles with ganging clip accessories



**IT'S EASY TO...**  
identify operated fuselink with a clip neon indicator accessory



**IT'S EASY TO...**  
access cable terminals with hinged shroud



**IT'S EASY TO...**  
remove carrier from fuse base using unique patented CAM action

## CAMASTER Features & Benefits

	Features		Benefits
<b>Cost Saving</b>	DIN rail and screw mounting as standard	➔	Reduce inventory with less configurations of stock required
	Retro-fit back stud connections		
<b>Time saving</b>	Fuse carrier with captive, hinged screws	➔	Reduce downtime and installation time and avoid losing screws during fuse replacement
	Neon indicator	➔	Reduce downtime by immediate location of operated fuse link
	Hinged cable terminal shrouds	➔	Reduce installing time, no need to remove screws to access the fuse base terminal
<b>Increased safety</b>	Base contacts fully shrouded	➔	Protection to electrical shock for accidental contact with live parts
<b>Superior performance</b>	Easily extracted carrier	➔	With patented CAM action the carrier needs up to 93% less extraction to remove carrier

## CAMASTER Cross Reference

Cooper Bussmann	MEM	Lawson	GE "Red Spot"	Fuse & Neutral Links
CM32FC	20MFB	LBI20FC/FCBK	RS20H	Fuselink: NITD2-32A  Neutral Link: 32CMLC
CM32FCW	20MFBW	LBI20FC/FCWH	RS20HWH	
CM32FC + 32BSC	20MFC	LBI20BC/BCBK	RS20P/G	
CM32FCW + 32BSC	20MFCW	LBI20FC/BCBK	RS20P/GWH	
CM32FC + 32BSC	20MFD	LBI32FC/FCBK	RS20PH/G	
CM32F	32MFB	LBI32FC/FCWH	RS32H	Fuselink: AAO 2 - 32  Neutral Link: 32CML
CM32FW	32MFBW	LBI32BC/BCBK	RS32HWH	
CM32F + 32BS	32MFC	LBI32BC/BCWH	RS32P	
CM32FW + 32BS	32MFD	LBI32FC/BCBK	RS32PWH	
CM32F + 32BS	63MFB	LBI63FC/FCBK	RS32PH	
CM63F	63MFBW	LBI63FC/FCWH	RS63H	Fuselink: BAO35-63A  Neutral Link: 63/100CML
CM63FW	63MFC	LBI63BC/BCBK	RS63HWH	
CM63F + 63/100BS	63MFCW	LBI63BC/BCWH	RS63P	
CM63FW + 63/100BS	63MFD	LBI63FC/BCBK	RS63PH	
CM63FW + 63/100BS	-	LBI63FC/BCWH	RS63PHWH	
CM100F	100MFB	LBI100FC/FCBK	RS100H	Fuselink: OSD80 - 100A  Neutral Link: 63/100CML
CM100FW	100MFBW	LBI100FC/FCWH	RS100HWH	
CM100F + 63/100BS	100MFC	LBI100BC/BCBK	RS100P	
CM100FW + 63/100BS	100MFCW	LBI100BC/BCWH	RS100PWH	
CM100F + 63/100BS	100MFD	LBI100FC/BCBK	RS100PH	

## Contact Us:

### EUROPEAN HEADQUARTERS

Cooper Bussmann (UK) Ltd  
Burton-on-the-Wolds  
LE12 5TH  
United Kingdom  
[www.cooperbussmann.com](http://www.cooperbussmann.com)

Tel: 00 44 (0) 1509 882 737  
Fax: 00 44 (0) 1509 882 786

### WORLD HEADQUARTERS

Cooper Bussmann Inc.  
St Louis, Missouri 63178  
USA  
636-394-2877  
[www.cooperbussmann.com](http://www.cooperbussmann.com)

## Web services

### [www.cooperbussmann.com](http://www.cooperbussmann.com)

Cooper Bussmann website make available free information and other resources that include:

- Product data sheets for complete technical information on Cooper Bussmann products
- Online catalogues for the latest United States and European products
- Safety BasICs™ for the essentials of electrical safety
- Training modules for increasing skill levels of customers and end-users
- Cross referencing to find the correct Cooper Bussmann replacement for a competitor's fuse

---

Your authorised Cooper Bussmann Distributor



**COOPER** Lighting



**COOPER** Crouse-Hinds



**COOPER** Power Systems



**COOPER** Wiring Devices



**COOPER** B-Line





## Стандарт Электрон Связь

Мы молодая и активно развивающаяся компания в области поставок электронных компонентов. Мы поставляем электронные компоненты отечественного и импортного производства напрямую от производителей и с крупнейших складов мира.

Благодаря сотрудничеству с мировыми поставщиками мы осуществляем комплексные и плановые поставки широчайшего спектра электронных компонентов.

Собственная эффективная логистика и склад в обеспечивает надежную поставку продукции в точно указанные сроки по всей России.

Мы осуществляем техническую поддержку нашим клиентам и предпродажную проверку качества продукции. На все поставляемые продукты мы предоставляем гарантию .

Осуществляем поставки продукции под контролем ВП МО РФ на предприятия военно-промышленного комплекса России , а также работаем в рамках 275 ФЗ с открытием отдельных счетов в уполномоченном банке. Система менеджмента качества компании соответствует требованиям ГОСТ ISO 9001.

Минимальные сроки поставки, гибкие цены, неограниченный ассортимент и индивидуальный подход к клиентам являются основой для выстраивания долгосрочного и эффективного сотрудничества с предприятиями радиоэлектронной промышленности, предприятиями ВПК и научно-исследовательскими институтами России.

С нами вы становитесь еще успешнее!

### Наши контакты:

**Телефон:** +7 812 627 14 35

**Электронная почта:** [sales@st-electron.ru](mailto:sales@st-electron.ru)

**Адрес:** 198099, Санкт-Петербург,  
Промышленная ул, дом № 19, литера Н,  
помещение 100-Н Офис 331