



Productivity Through Protection™

Circuit Protection Solutions

CAMASTER and SAFELOC BS88 Fuseholders Product Guide



Safeloc HRC Fuseholder - 660V ac: 32A - 63A

NNS, ENS

Specification Description:

Fuseholder to use with BS88 Fuse links for bolted panel mounting or DIN rail.

Dimensions: See Dimensions illustrations

Ratings:

Volts: -550Vac, 415V (63A)

Amps: -32, 63A

Agency information: CE, Compliance to BS88, EN IEC 60269 and CSA C22.2. NO .106 standards



Features & Benefits

- Unique slide/snap action carrier which eliminates the need for fuse carrier contacts
- Low power loss and increased reliability due to the design of the carrier that provides positive stress free fitting of fuse and locates position of the fuse.
- Protection against electrical shock. Base contacts are fully shrouded
- Easy and fast access to the contact terminal screw due to simple sliding retained shrouds
- Flexible mounting: simple screw or DIN Rail

Typical applications

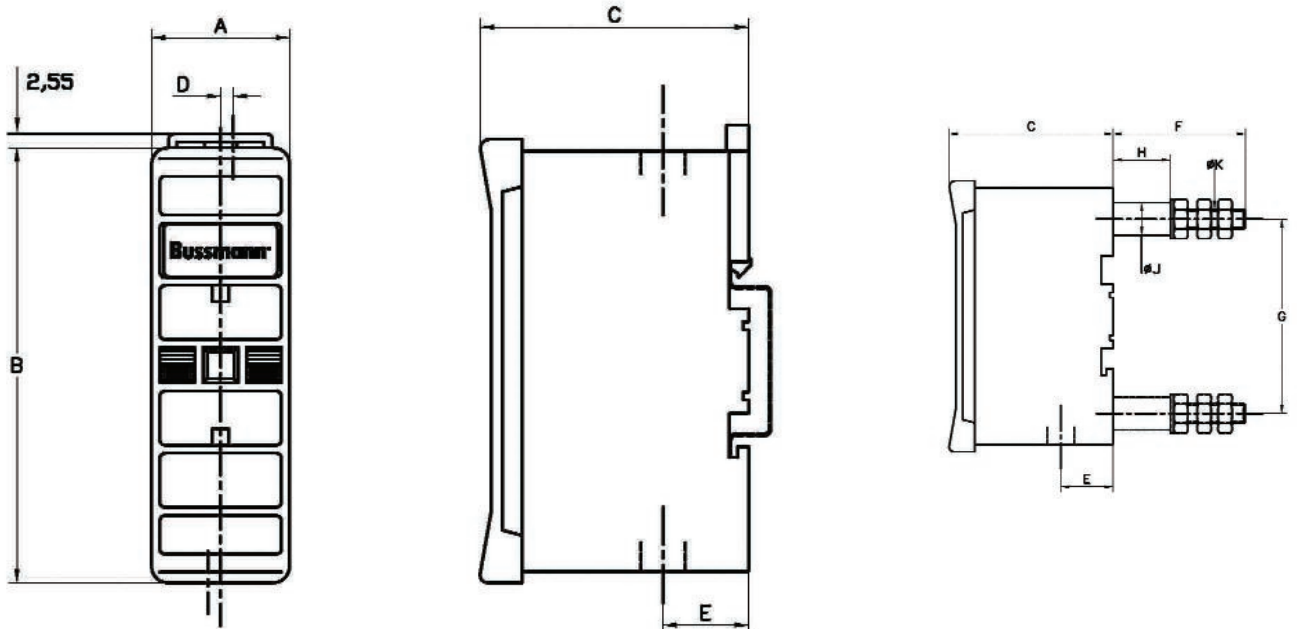
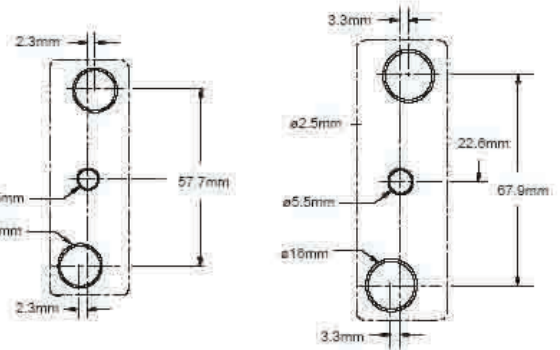
- Lighting equipment and circuit protection
- Heating equipment and circuit protection
- Motor protection
- Control equipment circuit protection

Catalogue Part Numbers

Available Variants	Catalogue request	
	NNS	ENS
Front connected/Front connected	32NNSF	63ENSF
Back Stud/Back/Stud	32NNSBS	63ENSBS
Front connected/Back Stud	32NNSFBS	63ENSFBS
Neutral Links	32NNL	63ENL

Dimensions

Rating (A)	Part No	Max Cable mm ²	Rec. Fuse Link	Dimensions (mm)									
				A	B	C	D	E	F	G	H	J	K
32	NNS	16	NSD	25.4	80.3	48.5	2.3	16.0	39.2	57.7	17.0	9.7	M6
63	ENS	35	ESD	29.1	90.0	55.0	3.3	17.7	75.0	67.9	39.2	11.0	M8



Camaster HRC Fuseholder - 660V ac: 20A-32A-63A-100A-200A*-400A*

CM

Specification Description: Fully shrouded fuse bases with unique cam action system for BS88 Fuse link applications

Dimensions: See Dimensions illustrations

Ratings:

Volts - 660 Vac

Amps : 20, 32 (Compact)32, 63, and 100A

Agency information: CE, Compliance to BS88, EN IEC 60269

* Please note that the 200A & 400A do not have the CAM action



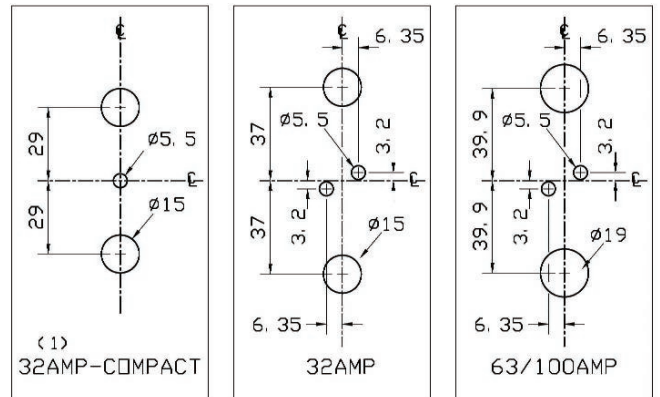
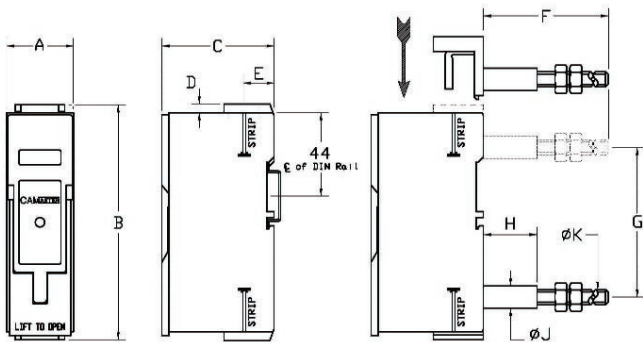
Features and Benefits

- Easy to remove the carrier from the fuse base due to the cam action system (*excluding 200A & 400A)
- Enhanced electrical performance level due to special design of cam system that increase the pressure between fuse base and fuse carrier contact
- Easy and fast connection; conversion capability, retro fit on site
- Safer maintenance operations thanks to lockable safety carriers
- Flexible mounting capability both DIN rail and panel bolted without accessories
- Reduce downtime operations installing a neon clip-in indicator, easy to identify operated fuse location
- Flexible use of multiple configurations needed due to the 2 or 3 poles ganging accessories

Dimensions

Rating (A)	Cat. No	Max cable mm ²	Rec. Fuse Link	Dimensions (mm)									
				A	B	C	D	E	F	G	H	J	K
20	CM20F	16	NITD	25.4	93.7	60	3.2	17.5	66.0	58.0	28.6	11.9	M6
32	CM32FC	16	NITD	25.4	93.7	60	3.2	17.5	66.0	58.0	28.6	11.9	M6
32	CM32F	16	AAO	31.8	117.5	60	3.2	17.5	66.0	74.0	28.6	11.9	M6
63	CM63F	70	BAO	35.6	125	60	4.75	16.4	86.5	81.0	28.6	11.9	M8
100	CM100F	70	OSD	35.6	125	60	4.75	16.4	86.5	81.0	28.6	11.9	M8
200	200DF	95	DD	70	193	149	17.5	35.6	8	138	30	24	M12
400	400EF	240	ED	98.4	254	192.1	31.8	36.5	-	-	-	-	-

Accessory	Rating (A)	Catalogue No	Carton Qty
Back Stud	32	32BSC	10
	32	32BS	10
	63/100	63/100BS	5
Ganging Links		GLP	1 set
Neon Indicator	90-415V ac	NI	3
Lockable Safety Carriers		32LSCC	3
		32LSC	3
		63/100LSC	3
Neutral Links	32	32CMLC	1
	32	32CML	
	63/100	63/100CML	
Security Clip		CMSC	20



SAFELOC HRC Fuseholder - 660V: 32A-63A

Features		Benefits	
Cost Saving	DIN Rail and screw mounting as standard	➔	No need to acquire separate mounting accessories
Time saving	Sliding retained shrouds	➔	Reduce installing time, no need to remove screws to access the fuse base terminal
Increased safety	Base contacts fully shrouded	➔	Protection to electrical shock for accidental touch of live parts
Superior performance	Slide/snap action for fuse extractions	➔	Reduce power loss by perfect alignments of contacts and direct contacts between fuse tags and fuse holder contacts
		➔	No tools required to install or replace fuselinks

SAFELOC Cross Reference

Cooper Bussmann	Bill	GE	Lawson
32NNSF	V32FF	SC32H	LCF32FC/FCBK
32NNSFBS	V32FB	-	LCF32FC/BCBK
32NNSBS	-	SC32P	LCF32BC/BCBK
63ENSF	V63FF	SC63H	LCF63FC/FCBK
63ENSFBS	V63FB	-	LCF63FC/BCBK
63ENSBS	-	SC63P	LCF63BC/BCBK

Fusebanks

Two ranges of fuse banks are available, utilising the CAMASTER and SAFELOC fuseholders. The fuse banks consist of single phase assemblies of busbar connected fuseholders mounted on a back strap, for incorporation in distribution fuse boards to facilitate compliance with BS5486 parts 1&2.

The banks are available in 4 to 12 ways (4 to 8 ways at 100A) and a compatible range of neutral bars and earth terminal busbars are also available.



SAFELOC

IT'S EASY TO CHANGE!



IT'S EASY TO...
install on DIN
rail or bolted on
panel without
accessories



IT'S EASY TO...
insert fuses into
carrier without
the use of tools
with the
slide/lock
system



IT'S EASY TO...
access cable
terminals with
sliding retained
shrouds



IT'S EASY TO...
get lower power
losses with direct
contact between
fuselink and base
terminals

CAMASTER *IT'S EASY TO CHANGE!*



IT'S EASY TO...
install on DIN Rail or bolted on panel without accessories



IT'S EASY TO...
insert fuses, using captive hinged screws on carrier



IT'S EASY TO...
assembly multiple poles with ganging clip accessories



IT'S EASY TO...
identify operated fuselink with a clip neon indicator accessory



IT'S EASY TO...
access cable terminals with hinged shroud



IT'S EASY TO...
remove carrier from fuse base using unique patented CAM action

CAMASTER Features & Benefits

	Features		Benefits
Cost Saving	DIN rail and screw mounting as standard	➔	Reduce inventory with less configurations of stock required
	Retro-fit back stud connections		
Time saving	Fuse carrier with captive, hinged screws	➔	Reduce downtime and installation time and avoid losing screws during fuse replacement
	Neon indicator	➔	Reduce downtime by immediate location of operated fuse link
	Hinged cable terminal shrouds	➔	Reduce installing time, no need to remove screws to access the fuse base terminal
Increased safety	Base contacts fully shrouded	➔	Protection to electrical shock for accidental contact with live parts
Superior performance	Easily extracted carrier	➔	With patented CAM action the carrier needs up to 93% less extraction to remove carrier

CAMASTER Cross Reference

Cooper Bussmann	MEM	Lawson	GE "Red Spot"	Fuse & Neutral Links
CM32FC	20MFB	LBI20FC/FCBK	RS20H	Fuselink: NITD2-32A Neutral Link: 32CMLC
CM32FCW	20MFBW	LBI20FC/FCWH	RS20HWH	
CM32FC + 32BSC	20MFC	LBI20BC/BCBK	RS20P/G	
CM32FCW + 32BSC	20MFCW	LBI20FC/BCBK	RS20P/GWH	
CM32FC + 32BSC	20MFD	LBI32FC/FCBK	RS20PH/G	
CM32F	32MFB	LBI32FC/FCWH	RS32H	Fuselink: AAO 2 - 32 Neutral Link: 32CML
CM32FW	32MFBW	LBI32BC/BCBK	RS32HWH	
CM32F + 32BS	32MFC	LBI32BC/BCWH	RS32P	
CM32FW + 32BS	32MFD	LBI32FC/BCBK	RS32PWH	
CM32F + 32BS	63MFB	LBI63FC/FCBK	RS32PH	
CM63F	63MFBW	LBI63FC/FCWH	RS63H	Fuselink: BAO35-63A Neutral Link: 63/100CML
CM63FW	63MFC	LBI63BC/BCBK	RS63HWH	
CM63F + 63/100BS	63MFCW	LBI63BC/BCWH	RS63P	
CM63FW + 63/100BS	63MFD	LBI63FC/BCBK	RS63PH	
CM63FW + 63/100BS	-	LBI63FC/BCWH	RS63PHWH	
CM100F	100MFB	LBI100FC/FCBK	RS100H	Fuselink: OSD80 - 100A Neutral Link: 63/100CML
CM100FW	100MFBW	LBI100FC/FCWH	RS100HWH	
CM100F + 63/100BS	100MFC	LBI100BC/BCBK	RS100P	
CM100FW + 63/100BS	100MFCW	LBI100BC/BCWH	RS100PWH	
CM100F + 63/100BS	100MFD	LBI100FC/BCBK	RS100PH	

Contact Us:

EUROPEAN HEADQUARTERS

Cooper Bussmann (UK) Ltd
Burton-on-the-Wolds
LE12 5TH
United Kingdom
www.cooperbussmann.com

Tel: 00 44 (0) 1509 882 737
Fax: 00 44 (0) 1509 882 786

WORLD HEADQUARTERS

Cooper Bussmann Inc.
St Louis, Missouri 63178
USA
636-394-2877
www.cooperbussmann.com

Web services

www.cooperbussmann.com

Cooper Bussmann website make available free information and other resources that include:

- Product data sheets for complete technical information on Cooper Bussmann products
- Online catalogues for the latest United States and European products
- Safety BasICs™ for the essentials of electrical safety
- Training modules for increasing skill levels of customers and end-users
- Cross referencing to find the correct Cooper Bussmann replacement for a competitor's fuse

Your authorised Cooper Bussmann Distributor



COOPER Lighting



COOPER Crouse-Hinds



COOPER Power Systems



COOPER Wiring Devices



COOPER B-Line



Стандарт Электрон Связь

Мы молодая и активно развивающаяся компания в области поставок электронных компонентов. Мы поставляем электронные компоненты отечественного и импортного производства напрямую от производителей и с крупнейших складов мира.

Благодаря сотрудничеству с мировыми поставщиками мы осуществляем комплексные и плановые поставки широчайшего спектра электронных компонентов.

Собственная эффективная логистика и склад в обеспечивает надежную поставку продукции в точно указанные сроки по всей России.

Мы осуществляем техническую поддержку нашим клиентам и предпродажную проверку качества продукции. На все поставляемые продукты мы предоставляем гарантию .

Осуществляем поставки продукции под контролем ВП МО РФ на предприятия военно-промышленного комплекса России , а также работаем в рамках 275 ФЗ с открытием отдельных счетов в уполномоченном банке. Система менеджмента качества компании соответствует требованиям ГОСТ ISO 9001.

Минимальные сроки поставки, гибкие цены, неограниченный ассортимент и индивидуальный подход к клиентам являются основой для выстраивания долгосрочного и эффективного сотрудничества с предприятиями радиоэлектронной промышленности, предприятиями ВПК и научно-исследовательскими институтами России.

С нами вы становитесь еще успешнее!

Наши контакты:

Телефон: +7 812 627 14 35

Электронная почта: sales@st-electron.ru

Адрес: 198099, Санкт-Петербург,
Промышленная ул, дом № 19, литера Н,
помещение 100-Н Офис 331