



## Main

Range of product	Interface for discrete signals
Product or component type	Slim electromechanical input interface module
Contacts type and composition	1 NO
[Uc] control circuit voltage	24 V
Control circuit type	DC
Width pitch dimension	0.37 in (9.5 mm)
Line Rated Current	<= 0.0195 A
Reverse polarity protection	Internal control circuit
Short-circuit protection	2 A external fuse fast blow
[Ith] conventional free air thermal current	1 A conforming to IEC 60947-1
Local signalling	1 LED indicating control signal state
Quantity per set	Set of 5

## Complementary

Control circuit voltage limits	28.8 V
Connections - terminals	Screw clamp terminal
Operating threshold	16.9 V
Drop-out voltage	<= 3.8 V
Holding current	2 mA
Power dissipation in W	0.45 W
Maximum switching voltage	125 V DC 140 V AC
System Voltage	<= 100 V DC conforming to IEC 60947-5-1 built-in contacts <= 127 V AC conforming to IEC 60947-5-1 built-in contacts
Network frequency	50/60 Hz
[Ie] rated operational current	1 A AC-12 Ue: 127 V per 1000000 cycles conforming to IEC 60947-5-1 1 A DC-12 Ue: 24 V per 1000000 cycles conforming to IEC 60947-5-1 1 A DC-13 Ue: 24 V per 1000000 cycles conforming to IEC 60947-5-1 0.5 A AC-14 Ue: 127 V per 1000000 cycles conforming to IEC 60947-5-1 0.5 A AC-15 Ue: 127 V per 1000000 cycles conforming to IEC 60947-5-1
Minimum switching current	1 mA
Minimum switching voltage	5 V
Electrical reliability	1e-008
Operating time	<= 10 ms between energisation of coil and closing of NO contact DC <= 6 ms between de-energisation of coil and closing of NO contact DC
Contact bounce time	<= 5 ms
Operating rate in Hz	10 Hz at no-load 0.5 Hz at Ie
Mechanical durability	>= 20000000 cycles
[Ui] rated insulation voltage	250 V conforming to VDE 0110 group C 300 V conforming to IEC 60947-1
Flame retardance	V0 conforming to UL 94
Cable cross section	0...0.01 in <sup>2</sup> (0.27...4 mm <sup>2</sup> ), 1 wire rigid 0...0 in <sup>2</sup> (0.34...2.5 mm <sup>2</sup> ), 1 or 2 wires flexible with cable end 0...0 in <sup>2</sup> (0.6...2.5 mm <sup>2</sup> ), 1 or 2 wires flexible without cable end
Operating position	Any position
Installation category	II conforming to IEC 60947-1
Mounting support	Asymmetrical DIN rail Combination rail Symmetrical DIN rail
Product weight	0.07 lb(US) (0.032 kg)

The information provided in this documentation contains general descriptions and/or technical characteristics of the products contained herein. This documentation is not intended as a substitute for and is not to be used for determining suitability or reliability of these products for specific user applications. It is the duty of any such user or integrator to perform the appropriate and complete risk analysis, evaluation and testing of the products with respect to the relevant specific application or use thereof. Neither Schneider Electric Industries SAS nor any of its affiliates or subsidiaries shall be responsible or liable for misuse of the information contained herein.

## Environment

immunity to microbreaks	1 ms
dielectric strength	2000 V between coil circuit and contact circuits 2500 V between wired interface and earth 750 V between open contacts
standards	IEC 60947-5-1
product certifications	BV CSA DNV LROS (Lloyds register of shipping) UL
IP degree of protection	IP20 conforming to IEC 60529
protective treatment	TC
fire resistance	1760 °F (960 °C) conforming to IEC 60695-2-1
shock resistance	30 gn 11 ms conforming to IEC 60068-2-27
vibration resistance	3 gn (f = 10...150 Hz) conforming to IEC 60068-2-6
electromagnetic compatibility	1.2/50 µs shock waves immunity test, 0.5 kV for U < 50 V conforming to IEC 947-1 1.2/50 µs shock waves immunity test, 1.5 kV for U < 150 V conforming to IEC 947-1 1.2/50 µs shock waves immunity test, 2.5 kV for U < 300 V conforming to IEC 947-1 Electromagnetic field immunity test level 3, 10 V/m between 27...1000 MHz conforming to IEC 61000-4-3 Electrostatic discharge immunity test level 3, 8 kV conforming to IEC 61000-4-2 Rapid transients immunity test level 3, on input/output 1 kV conforming to IEC 61000-4-4 Rapid transients immunity test level 3, on power supply 2 kV conforming to IEC 61000-4-4
ambient air temperature for operation	23...104 °F (-5...40 °C) unrestricted operation -13...158 °F (-25...70 °C) at Us 23...131 °F (-5...55 °C) from 0.85...1.1 Us
ambient air temperature for storage	-40...176 °F (-40...80 °C)
operating altitude	<= 9842.52 ft (3000 m)
pollution degree	2 conforming to IEC 60947-1

## Offer Sustainability

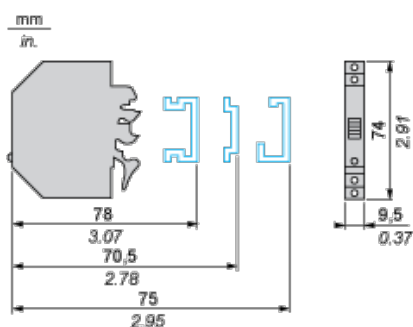
WARNING: This product can expose you to chemicals including:	WARNING: This product can expose you to chemicals including:
Lead and lead compounds, which is known to the State of California to cause cancer and birth defects or other reproductive harm.	Lead and lead compounds, which is known to the State of California to cause cancer and birth defects or other reproductive harm.
For more information go to <a href="http://www.p65warnings.ca.gov">www.p65warnings.ca.gov</a>	For more information go to <a href="http://www.p65warnings.ca.gov">www.p65warnings.ca.gov</a>

## Contractual warranty

Warranty period	18 months
-----------------	-----------

## Slim Electromechanical Interface Module

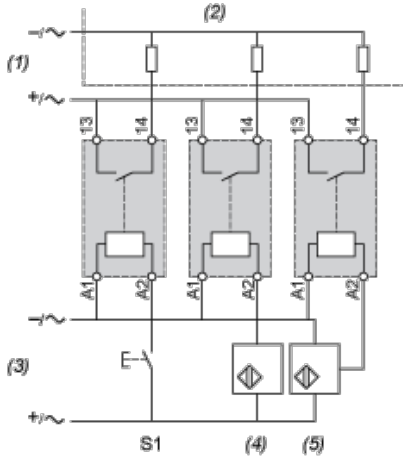
### Dimensions



## Slim Electromechanical Interface Module

### Example of Application with PLC

Interfacing PLC discrete inputs

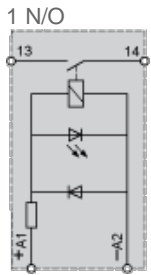


ABR 2E\*\*\*\*

- S1 Pushbuttons series contacts
- (1) Processing power supply
- (2) PLC positive logic discrete inputs
- (3) Process power supply
- (4) 2-wire sensors
- (5) 3-wire sensors

### Slim Electromechanical Interface Module

Circuit Diagram





## Стандарт Электрон Связь

Мы молодая и активно развивающаяся компания в области поставок электронных компонентов. Мы поставляем электронные компоненты отечественного и импортного производства напрямую от производителей и с крупнейших складов мира.

Благодаря сотрудничеству с мировыми поставщиками мы осуществляем комплексные и плановые поставки широчайшего спектра электронных компонентов.

Собственная эффективная логистика и склад в обеспечивает надежную поставку продукции в точно указанные сроки по всей России.

Мы осуществляем техническую поддержку нашим клиентам и предпродажную проверку качества продукции. На все поставляемые продукты мы предоставляем гарантию .

Осуществляем поставки продукции под контролем ВП МО РФ на предприятия военно-промышленного комплекса России , а также работаем в рамках 275 ФЗ с открытием отдельных счетов в уполномоченном банке. Система менеджмента качества компании соответствует требованиям ГОСТ ISO 9001.

Минимальные сроки поставки, гибкие цены, неограниченный ассортимент и индивидуальный подход к клиентам являются основой для выстраивания долгосрочного и эффективного сотрудничества с предприятиями радиоэлектронной промышленности, предприятиями ВПК и научно-исследовательскими институтами России.

С нами вы становитесь еще успешнее!

### Наши контакты:

**Телефон:** +7 812 627 14 35

**Электронная почта:** [sales@st-electron.ru](mailto:sales@st-electron.ru)

**Адрес:** 198099, Санкт-Петербург,  
Промышленная ул, дом № 19, литера Н,  
помещение 100-Н Офис 331