



# LUXEON 3014

Hot-color targeted industry standard package for uniform light

LUXEON 3014 is an industry standard compatible footprint for ease of installation into existing 3014 sockets and stays consistent with a 3.0mm x 1.4mm x 0.75mm package. LUXEON 3014 is hot-color targeted at operating conditions—65°C. This low power device is an ideal choice when uniformity and reduction in spottiness is necessary for indoor designs.



## FEATURES AND BENEFITS

Industry standard footprint and package offering compatibility with existing designs

1/9<sup>th</sup> ANSI micro-color binning enables tight color control

Hot-color targeted at 65°C which leads to better color accuracy

Rectangular package design allows for increased uniformity

Drive at maximum current, 120mA for superior value

## PRIMARY APPLICATIONS

Indoor Area Lighting

Lamps

Specialty Lighting

– Monochrome LED

– Channel Lighting

– Signage

# Table of Contents

|   |           |
|---|-----------|
| <b>General Product Information</b> .....          | <b>2</b>  |
| Product Test Conditions .....                     | 2         |
| Part Number Nomenclature .....                    | 2         |
| Lumen Maintenance .....                           | 2         |
| Environmental Compliance .....                    | 2         |
| <b>Performance Characteristics</b> .....          | <b>3</b>  |
| Product Selection Guide .....                     | 3         |
| Optical Characteristics .....                     | 3         |
| Electrical and Thermal Characteristics .....      | 4         |
| <b>Absolute Maximum Ratings</b> .....             | <b>4</b>  |
| <b>Characteristic Curves</b> .....                | <b>5</b>  |
| Spectral Power Distribution Characteristics ..... | 5         |
| Light Output Characteristics .....                | 6         |
| Forward Current Characteristics .....             | 7         |
| Radiation Pattern Characteristics .....           | 8         |
| <b>Product Bin and Labeling Definitions</b> ..... | <b>9</b>  |
| Decoding Product Bin Labeling .....               | 9         |
| Luminous Flux Bins .....                          | 9         |
| Color Bin Definitions .....                       | 10        |
| Forward Voltage Bins .....                        | 16        |
| <b>Mechanical Dimensions</b> .....                | <b>16</b> |
| <b>Reflow Soldering Guidelines</b> .....          | <b>17</b> |
| JEDEC Moisture Sensitivity .....                  | 17        |
| Solder Pad Design .....                           | 18        |
| <b>Packaging and Labeling Information</b> .....   | <b>18</b> |
| Pocket Tape .....                                 | 18        |
| Reel .....  | 19        |
| Moisture Barrier Bag (MBB) .....                  | 20        |
| Shipment Box .....                                | 22        |

# General Product Information

## Product Test Conditions

LUXEON 3014 LEDs are tested with a 20ms monopulse of 60mA at a junction temperature,  $T_j$ , of 25°C. Forward voltage and luminous flux are binned at a  $T_j$  of 25°C, while color is not targeted at a  $T_j$  of 65°C.

## Part Number Nomenclature

Part numbers for LUXEON 3014 follow the convention below:

L 1 3 0 – **A A B B Y Y** 1 4 0 0 0 0 **C**

Where:

- A A** – designates nominal CCT (22=2200K, 25=2500K, 27=2700K, 30=3000K, 35=3500K, 40=4000K, 50=5000K, 57=5700K, 65=6500K, 80=8000K, 10=10000K)
- B B** – designates minimum CRI (70=70CRI, 80=80CRI, 90=90CRI)
- Y Y** – designates platform (HE=new generation for 80CRI, 00=previous generation)
- C** – designates Lumileds internal code (1 is full distribution base part; 2, 3, etc.=shares the same base part)

Therefore, the following part number is used for a new generation LUXEON 3014 3000K 80CRI:

L 1 3 0 – **3 0 8 0 H E** 1 4 0 0 0 0 **C**

## Lumen Maintenance

Please contact your local Sales Representative or Lumileds Technical Solutions Manager for more information about the long-term performance of this product.

## Environmental Compliance

Lumileds LLC is committed to providing environmentally friendly products to the solid-state lighting market. LUXEON 3014 is compliant to the European Union directives on the restriction of hazardous substances in electronic equipment, namely the RoHS Directive 2011/65/EU and REACH Regulation (EC) 1907/2006. Lumileds LLC will not intentionally add the following restricted materials to its products: lead, mercury, cadmium, hexavalent chromium, polybrominated biphenyls (PBB) or polybrominated diphenyl ethers (PBDE).

# Performance Characteristics

## Product Selection Guide

Table 1. Product performance of LUXEON 3014 at 60mA and 30mA at test temperature.

| NOMINAL CCT <sup>[1]</sup> | MINIMUM CRI <sup>[2, 3, 4]</sup> | LUMINOUS FLUX <sup>[3]</sup> (lm) |         | TYPICAL LUMINOUS EFFICACY (lm/W) | TYPICAL LUMINOUS FLUX (lm) | TYPICAL LUMINOUS EFFICACY (lm/W) | PART NUMBER        |
|----------------------------|----------------------------------|-----------------------------------|---------|----------------------------------|----------------------------|----------------------------------|--------------------|
|                            |                                  | MINIMUM                           | TYPICAL |                                  |                            |                                  |                    |
|                            |                                  | 60mA                              |         |                                  |                            |                                  |                    |
| 8000K                      | 70                               | 25                                | 28      | 150                              | 15                         | 172                              | L130-8070001400001 |
| 10000K                     | 70                               | 23                                | 27      | 145                              | 14                         | 166                              | L130-1070001400001 |
| 2200K                      | 80                               | 19                                | 22      | 118                              | 12                         | 135                              | L130-2280HE1400001 |
| 2500K                      | 80                               | 21                                | 24      | 129                              | 12                         | 148                              | L130-2580HE1400001 |
| 2700K                      | 80                               | 23                                | 26      | 140                              | 13                         | 161                              | L130-2780HE1400001 |
| 3000K                      | 80                               | 23                                | 26      | 140                              | 13                         | 161                              | L130-3080HE1400001 |
| 3500K                      | 80                               | 23                                | 26      | 140                              | 13                         | 161                              | L130-3580HE1400001 |
| 4000K                      | 80                               | 25                                | 28      | 150                              | 15                         | 172                              | L130-4080HE1400001 |
| 5000K                      | 80                               | 25                                | 28      | 150                              | 15                         | 172                              | L130-5080HE1400001 |
| 5700K                      | 80                               | 25                                | 28      | 150                              | 15                         | 172                              | L130-5780HE1400001 |
| 6500K                      | 80                               | 25                                | 27      | 145                              | 15                         | 166                              | L130-6580HE1400001 |
| 2200K                      | 90                               | 16                                | 18      | 97                               | 9                          | 99                               | L130-2290001400001 |
| 2700K                      | 90                               | 18                                | 20      | 102                              | 11                         | 118                              | L130-2790001400001 |
| 3000K                      | 90                               | 19                                | 20      | 102                              | 11                         | 118                              | L130-3090001400001 |
| 3500K                      | 90                               | 19                                | 22      | 113                              | 12                         | 129                              | L130-3590001400001 |
| 4000K                      | 90                               | 20                                | 23      | 113                              | 12                         | 129                              | L130-4090001400001 |
| 5000K                      | 90                               | 20                                | 23      | 118                              | 13                         | 140                              | L130-5090001400001 |
| 5700K                      | 90                               | 20                                | 23      | 118                              | 13                         | 140                              | L130-5790001400001 |
| 6500K                      | 90                               | 20                                | 23      | 113                              | 12                         | 129                              | L130-6590001400001 |

**Notes for Table 1:**

1. Correlated color temperature is not targeted at  $T_j=65^\circ\text{C}$ .
2. Lumileds maintains a tolerance of  $\pm 2$  on CRI and  $\pm 6.5\%$  on luminous flux measurements.
3. Typical CRI is approximately 2 points higher than the minimum CRI specified, but this is not guaranteed.
4. For 90CRI products,  $R9 \geq 50$ .

## Optical Characteristics

Table 2. Optical characteristics for LUXEON 3014 at 60mA,  $T_j=25^\circ\text{C}$ .

| PART NUMBER       | TYPICAL TOTAL INCLUDED ANGLE <sup>[1]</sup> | TYPICAL VIEWING ANGLE <sup>[2]</sup> |
|-------------------|---|--------------------------------------|
| L130-xxxxx1400001 | 140°  | 116°                                 |

**Notes for Table 2:**

1. Total angle at which 90% of total luminous flux is captured.
2. Viewing angle is the off axis angle from the LED centerline where the luminous intensity is 1/2 of the peak value.

# Electrical and Thermal Characteristics

Table 3. Electrical and thermal characteristics for LUXEON 3014 at 60mA, T<sub>j</sub>=25°C.

| PART NUMBER        | FORWARD VOLTAGE <sup>[1]</sup> (V) |         |         | TYPICAL TEMPERATURE COEFFICIENT OF FORWARD VOLTAGE (mV/°C) <sup>[2]</sup> | TYPICAL THERMAL RESISTANCE—JUNCTION TO SOLDER PAD (°C/W) |
|--------------------|------------------------------------|---------|---------|---|--|
|                    | MINIMUM                            | TYPICAL | MAXIMUM |   |  |
| L130-xxxxxx1400001 | 2.8                                | 3.1     | 3.3     | -2.0 to -4.0  | 35   |

**Notes for Table 3:**

1. Lumileds maintains a tolerance of ±0.1V on forward voltage measurements.
2. Measured between 25°C and 85°C.

## Absolute Maximum Ratings

Table 4. Absolute maximum ratings for LUXEON 3014.

| PARAMETER  | MAXIMUM PERFORMANCE |
|--|---------------------|
| DC Forward Current <sup>[1,2]</sup>                  | 120mA               |
| Peak Pulsed Forward Current <sup>[1,3]</sup>         | 150mA               |
| LED Junction Temperature <sup>[1]</sup> (DC & Pulse) | 115°C               |
| ESD Sensitivity (ANSI/ESDA/JEDEC JS-001-2012)        | Class 2             |
| Operating Case Temperature <sup>[1]</sup>            | -40°C to 105°C      |
| LED Storage Temperature                              | -40°C to 100°C      |
| Soldering Temperature                                | JEDEC 020D 260°C    |
| Allowable Reflow Cycles                              | 3                   |
| Reverse Voltage (V <sub>reverse</sub> )              | -5V                 |

**Notes for Table 4:**

1. Proper current derating must be observed to maintain the junction temperature below the maximum allowable junction temperature.
2. Residual periodic variations due to power conversion from alternating current (AC) to direct current (DC), also called "ripple," are acceptable if the following conditions are met:
  - The frequency of the ripple current is 100Hz or higher
  - The average current for each cycle does not exceed the maximum allowable DC forward current
  - The maximum amplitude of the ripple does not exceed 15% of the maximum allowable DC forward current
3. At 10% duty cycle with pulse width of 10ms.

# Characteristic Curves

## Spectral Power Distribution Characteristics



Figure 1a. Typical normalized power vs. wavelength for L130-xx70001400001 at 60mA,  $T_j=25^{\circ}\text{C}$ .



Figure 1b. Typical normalized power vs. wavelength for L130-xx80HE1400001 at 60mA,  $T_j=25^{\circ}\text{C}$ .



Figure 1c. Typical normalized power vs. wavelength for L130-xx90001400001 at 60mA, T<sub>j</sub>=25°C.

## Light Output Characteristics



Figure 2a. Typical normalized light output vs. junction temperature for L130-xxxxxx1400001 at 60mA.



Figure 2b. Typical normalized light output vs. forward current for L130-xxxxxx1400001 at  $T_j=25^\circ\text{C}$ .

## Forward Current Characteristics



Figure 3. Typical forward current vs. forward voltage for L130-xxxxxx1400001 at  $T_j=25^\circ\text{C}$ .



# Radiation Pattern Characteristics



Figure 4. Typical radiation pattern for L130-xxxxxx1400001 at 60mA,  $T_j=25^{\circ}\text{C}$ .

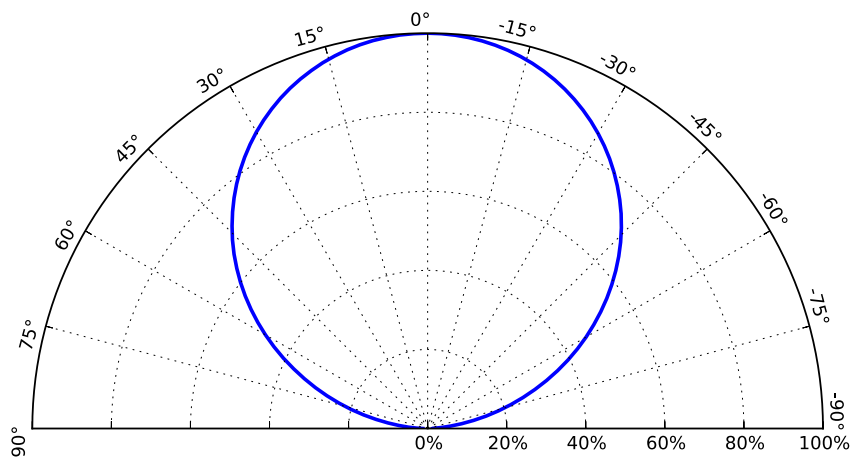


Figure 5. Typical polar radiation pattern for L130-xxxxxx1400001 at 60mA,  $T_j=25^{\circ}\text{C}$ .

# Product Bin and Labeling Definitions

## Decoding Product Bin Labeling

In the manufacturing of semiconductor products, there are variations in performance around the average values given in the technical datasheet. For this reason, Lumileds bins LED components for luminous flux or radiometric power, color point, peak or dominant wavelength and forward voltage.

LUXEON 3014 LEDs are labeled using a 5-digit alphanumeric CAT code following the format below:

### A x B C D

- A x** – designates luminous flux bin (example: G0=19 to 21 lumens, J1=25 to 27 lumens)
- B C** – designates color bin (example: 7D, 7E, 7F, 7G, 7H, 7J, 7K, 7L, 7M for 3000K parts)
- D** – designates forward voltage bin (example: T=2.80 to 2.90V, W=3.00 to 3.10V)

Therefore, a LUXEON 3014 with a lumen range of 25 to 27, color bin of 7D and a forward voltage range of 2.80 to 2.90V has the following CAT code:

### J 1 7 D T

## Luminous Flux Bins

Table 5 lists the standard luminous flux bins for LUXEON 3014 emitters. Although several bins are outlined, product availability in a particular bin varies by production run and by product performance. Not all bins are available in all CCTs.

Table 5. Luminous flux bin definitions for LUXEON 3014 at 60mA, T<sub>j</sub>=25°C.

| BIN | LUMINOUS FLUX <sup>(1)</sup> (lm) |         |
|-----|-----------------------------------|---------|
|     | MINIMUM                           | MAXIMUM |
| E0  | 15                                | 17      |
| F0  | 17                                | 19      |
| G0  | 19                                | 21      |
| H1  | 21                                | 23      |
| H2  | 23                                | 25      |
| J1  | 25                                | 27      |
| J2  | 27                                | 29      |
| K1  | 29                                | 31      |
| K2  | 31                                | 33      |

**Notes for Table 5:**

1. Lumileds maintains a tolerance of ±6.5% on luminous flux measurements.

## Color Bin Definitions



Figure 6. 3-, 4- and 5-step MacAdam ellipse illustration for Table 6.



Figure 7a. Color bin structure for LUXEON 3014 2200K, hot-color targeted at  $T_j=65^\circ\text{C}$ .

Table 6a. 3- and 5-step MacAdam ellipse color bin definitions for L130-22xxHE1400001 at 60mA, hot-color targeted at  $T_j=65^\circ\text{C}$ .

| NOMINAL CCT | COLOR SPACE                   | CENTER POINT<br>(cx, cy) | MAJOR AXIS,<br>a | MINOR AXIS,<br>b | ELLIPSE ROTATION<br>ANGLE, $\theta$ |
|-------------|-------------------------------|--------------------------|------------------|------------------|-------------------------------------|
| 2200K       | Single 3-step MacAdam ellipse | (0.5037, 0.4142)         | 0.0072           | 0.0042           | 51.0°                               |
| 2200K       | Single 5-step MacAdam ellipse | (0.5037, 0.4142)         | 0.0120           | 0.0070           | 51.0°                               |

**Notes for Table 6b:**

1. Lumileds maintains a tolerance of  $\pm 0.005$  on x and y coordinates in the CIE 1931 color space.



Figure 7b. Color bin structure for LUXEON 3014 2500K, hot-color targeted at  $T_j=65^\circ\text{C}$ .

Table 6b. 3- and 5-step MacAdam ellipse color bin definitions for L130-25xxHE1400001 at 60mA, hot-color targeted at  $T_j=65^\circ\text{C}$ .

| NOMINAL CCT | COLOR SPACE                   | CENTER POINT (cx, cy) | MAJOR AXIS, a | MINOR AXIS, b | ELLIPSE ROTATION ANGLE, $\theta$ |
|-------------|-------------------------------|-----------------------|---------------|---------------|----------------------------------|
| 2500K       | Single 3-step MacAdam ellipse | (0.4753, 0.4127)      | 0.0075        | 0.0042        | 53.0°                            |
| 2500K       | Single 5-step MacAdam ellipse | (0.4753, 0.4127)      | 0.0125        | 0.0070        | 53.0°                            |

Notes for Table 6b:

1. Lumileds maintains a tolerance of  $\pm 0.005$  on x and y coordinates in the CIE 1931 color space.



Figure 7c. Color bin structure for LUXEON 3014 2700K, hot-color targeted at  $T_j=65^\circ\text{C}$ .

Table 6c. 3- and 5-step MacAdam ellipse color bin definitions for L130-27xxxx1400001 at 60mA, hot-color targeted at  $T_j=65^\circ\text{C}$ .

| NOMINAL CCT | COLOR SPACE                   | CENTER POINT (cx, cy) | MAJOR AXIS, a | MINOR AXIS, b | ELLIPSE ROTATION ANGLE, $\theta$ |
|-------------|-------------------------------|-----------------------|---------------|---------------|----------------------------------|
| 2700K       | Single 3-step MacAdam ellipse | (0.4578, 0.4101)      | 0.00810       | 0.00420       | 53.70°                           |
| 2700K       | Single 5-step MacAdam ellipse | (0.4578, 0.4101)      | 0.01350       | 0.00700       | 53.70°                           |

Notes for Table 6c:

1. Lumileds maintains a tolerance of  $\pm 0.005$  on x and y coordinates in the CIE 1931 color space.



Figure 7d. Color bin structure for LUXEON 3014 3000K, hot-color targeted at  $T_j=65^\circ\text{C}$ .

Table 6d. 3- and 5-step MacAdam ellipse color bin definitions for L130-30xxxx1400001 at 60mA, hot-color targeted at  $T_j=65^\circ\text{C}$ .

| NOMINAL CCT | COLOR SPACE                   | CENTER POINT (cx, cy) | MAJOR AXIS, a | MINOR AXIS, b | ELLIPSE ROTATION ANGLE, $\theta$ |
|-------------|-------------------------------|-----------------------|---------------|---------------|----------------------------------|
| 3000K       | Single 3-step MacAdam ellipse | (0.4338, 0.4030)      | 0.00834       | 0.00408       | 53.22°                           |
| 3000K       | Single 5-step MacAdam ellipse | (0.4338, 0.4030)      | 0.01390       | 0.00680       | 53.22°                           |

Notes for Table 6d:

1. Lumileds maintains a tolerance of  $\pm 0.005$  on x and y coordinates in the CIE 1931 color space.



Figure 7e. Color bin structure for LUXEON 3014 3500K, hot-color targeted at  $T_j=65^\circ\text{C}$ .

Table 6e. 3- and 5-step MacAdam ellipse color bin definitions for L130-35xxxx1400001 at 60mA, hot-color targeted at  $T_j=65^\circ\text{C}$ .

| NOMINAL CCT | COLOR SPACE                   | CENTER POINT (cx, cy) | MAJOR AXIS, a | MINOR AXIS, b | ELLIPSE ROTATION ANGLE, $\theta$ |
|-------------|-------------------------------|-----------------------|---------------|---------------|----------------------------------|
| 3500K       | Single 3-step MacAdam ellipse | (0.4073, 0.3917)      | 0.00927       | 0.00414       | 54.00°                           |
| 3500K       | Single 5-step MacAdam ellipse | (0.4073, 0.3917)      | 0.01545       | 0.00690       | 54.00°                           |

Notes for Table 6e:

1. Lumileds maintains a tolerance of  $\pm 0.005$  on x and y coordinates in the CIE 1931 color space.



Figure 7f. Color bin structure for LUXEON 3014 4000K, hot-color targeted at  $T_j=65^\circ\text{C}$ .

Table 6f. 3- and 5-step MacAdam ellipse color bin definitions for L130-40xxxx1400001 at 60mA, hot-color targeted at  $T_j=65^\circ\text{C}$ .

| NOMINAL CCT | COLOR SPACE                   | CENTER POINT (cx, cy) | MAJOR AXIS, a | MINOR AXIS, b | ELLIPSE ROTATION ANGLE, $\theta$ |
|-------------|-------------------------------|-----------------------|---------------|---------------|----------------------------------|
| 4000K       | Single 3-step MacAdam ellipse | (0.3818, 0.3797)      | 0.00939       | 0.00402       | 53.72°                           |
| 4000K       | Single 5-step MacAdam ellipse | (0.3818, 0.3797)      | 0.01565       | 0.00670       | 53.72°                           |

Notes for Table 6f:

1. Lumileds maintains a tolerance of  $\pm 0.005$  on x and y coordinates in the CIE 1931 color space.



Figure 7g. Color bin structure for LUXEON 3014 5000K, hot-color targeted at  $T_j=65^\circ\text{C}$ .

Table 6g. 3- and 5-step MacAdam ellipse color bin definitions for L130-50xxxx1400001 at 60mA, hot-color targeted at  $T_j=65^\circ\text{C}$ .

| NOMINAL CCT | COLOR SPACE                   | CENTER POINT (cx, cy) | MAJOR AXIS, a | MINOR AXIS, b | ELLIPSE ROTATION ANGLE, $\theta$ |
|-------------|-------------------------------|-----------------------|---------------|---------------|----------------------------------|
| 5000K       | Single 3-step MacAdam ellipse | (0.3447, 0.3553)      | 0.00822       | 0.00354       | 59.62°                           |
| 5000K       | Single 5-step MacAdam ellipse | (0.3447, 0.3553)      | 0.01370       | 0.00590       | 59.62°                           |

Notes for Table 6g:

1. Lumileds maintains a tolerance of  $\pm 0.005$  on x and y coordinates in the CIE 1931 color space.



Figure 7h. Color bin structure for LUXEON 3014 5700K, hot-color targeted at  $T_j=65^\circ\text{C}$ .

Table 6h. 3- and 5-step MacAdam ellipse color bin definitions for L130-57xxxx1400001 at 60mA, hot-color targeted at  $T_j=65^\circ\text{C}$ .

| NOMINAL CCT | COLOR SPACE                   | CENTER POINT (cx, cy) | MAJOR AXIS, a | MINOR AXIS, b | ELLIPSE ROTATION ANGLE, $\theta$ |
|-------------|-------------------------------|-----------------------|---------------|---------------|----------------------------------|
| 5700K       | Single 3-step MacAdam ellipse | (0.3287, 0.3417)      | 0.00746       | 0.00320       | 59.09°                           |
| 5700K       | Single 5-step MacAdam ellipse | (0.3287, 0.3417)      | 0.01243       | 0.00533       | 59.09°                           |

Notes for Table 6h:

1. Lumileds maintains a tolerance of  $\pm 0.005$  on x and y coordinates in the CIE 1931 color space.



Figure 7i. Color bin structure for LUXEON 3014 6500K, hot-color targeted at  $T_j=65^\circ\text{C}$ .

Table 6i. 3- and 5-step MacAdam ellipse color bin definitions for L130-65xxxx1400001 at 60mA, hot-color targeted at  $T_j=65^\circ\text{C}$ .

| NOMINAL CCT | COLOR SPACE                   | CENTER POINT (cx, cy) | MAJOR AXIS, a | MINOR AXIS, b | ELLIPSE ROTATION ANGLE, $\theta$ |
|-------------|-------------------------------|-----------------------|---------------|---------------|----------------------------------|
| 6500K       | Single 3-step MacAdam ellipse | (0.3123, 0.3282)      | 0.00669       | 0.00285       | 58.57°                           |
| 6500K       | Single 5-step MacAdam ellipse | (0.3123, 0.3282)      | 0.01115       | 0.00475       | 58.57°                           |

Notes for Table 6i:

1. Lumileds maintains a tolerance of  $\pm 0.005$  on x and y coordinates in the CIE 1931 color space.



Figure 7j. Color bin structure for LUXEON 3014 8000K, hot-color targeted at  $T_j=65^\circ\text{C}$ .

Table 6j. 4-step MacAdam ellipse color bin definitions for L130-8070001400001 at 60mA, hot-color targeted at  $T_j=65^\circ\text{C}$ .

| NOMINAL CCT | COLOR SPACE                   | CENTER POINT (cx, cy) | MAJOR AXIS, a | MINOR AXIS, b | ELLIPSE ROTATION ANGLE, $\theta$ |
|-------------|-------------------------------|-----------------------|---------------|---------------|----------------------------------|
| 8000K       | Single 4-step MacAdam ellipse | (0.2966, 0.3126)      | 0.00844       | 0.00334       | 58.64°                           |

Notes for Table 6j:

- Lumileds maintains a tolerance of  $\pm 0.005$  on x and y coordinates in the CIE 1931 color space.



Figure 7k. Color bin structure for LUXEON 3014 10000K, hot-color targeted at  $T_j=65^\circ\text{C}$ .

Table 6k. 4-step MacAdam ellipse color bin definitions for L130-1070001400001 at 60mA, hot-color targeted at  $T_j=65^\circ\text{C}$ .

| NOMINAL CCT | COLOR SPACE                   | CENTER POINT (cx, cy) | MAJOR AXIS, a | MINOR AXIS, b | ELLIPSE ROTATION ANGLE, $\theta$ |
|-------------|-------------------------------|-----------------------|---------------|---------------|----------------------------------|
| 10000K      | Single 4-step MacAdam ellipse | (0.2720, 0.2860)      | 0.00877       | 0.00332       | 63.28°                           |

Notes for Table 6k:

- Lumileds maintains a tolerance of  $\pm 0.005$  on x and y coordinates in the CIE 1931 color space.



# Forward Voltage Bins

Table 7. Forward voltage bin definitions for LUXEON 3014 at 60mA, T<sub>j</sub>=25°C.

| BIN | FORWARD VOLTAGE <sup>(1)</sup> (V) |         |
|-----|------------------------------------|---------|
|     | MINIMUM                            | MAXIMUM |
| T   | 2.80                               | 2.90    |
| V   | 2.90                               | 3.00    |
| W   | 3.00                               | 3.10    |
| X   | 3.10                               | 3.20    |
| Y   | 3.20                               | 3.30    |
| Z   | 3.30                               | 3.40    |

**Notes for Table 7:**

1. Lumileds maintains a tolerance of ±0.1V on forward voltage measurements.

# Mechanical Dimensions



Figure 8. Mechanical dimensions for LUXEON 3014.

**Notes for Figure 8:**

1. Drawings are not to scale.
2. All dimensions are in millimeters.

# Reflow Soldering Guidelines



Figure 9. Visualization of the acceptable reflow temperature profile as specified in Table 8.

Table 8. Reflow profile characteristics for LUXEON 3014.

| PROFILE FEATURE                                   | LEAD-FREE ASSEMBLY   |
|---|----------------------|
| Preheat Minimum Temperature ( $T_{smin}$ )        | 150°C                |
| Preheat Maximum Temperature ( $T_{smax}$ )        | 200°C                |
| Preheat Time ( $t_{smin}$ to $t_{smax}$ )         | 60 to 120 seconds    |
| Ramp-Up Rate ( $T_L$ to $T_p$ )                   | 3°C / second maximum |
| Liquidus Temperature ( $T_L$ )                    | 217°C                |
| Time Maintained Above Temperature $T_L$ ( $t_t$ ) | 60 to 150 seconds    |
| Peak / Classification Temperature ( $T_p$ )       | 260°C                |
| Time Within 5°C of Actual Temperature ( $t_p$ )   | 20 to 40 seconds     |
| Ramp-Down Rate ( $T_p$ to $T_L$ )                 | 6°C / second maximum |
| Time 25°C to Peak Temperature                     | 8 minutes maximum    |

## JEDEC Moisture Sensitivity

Table 9. Moisture sensitivity levels for LUXEON 3014.

| LEVEL | FLOOR LIFE |                | SOAK REQUIREMENTS STANDARD |               |
|-------|------------|----------------|----------------------------|---------------|
|       | TIME       | CONDITIONS     | TIME                       | CONDITIONS    |
| 3     | 168 Hours  | ≤30°C / 60% RH | 192 Hours +5 / -0          | 30°C / 60% RH |

# Solder Pad Design



Figure 10. Recommended PCB solder pad layout for LUXEON 3014.

- Notes for Figure 10:
1. Drawings are not to scale.
  2. All dimensions are in millimeters.

# Packaging and Labeling Information

There are two labeling formats used on the reel, moisture barrier bag (MBB) and shipment box. Either Format A or Format B is used throughout all the packaging steps. Lumileds uses CODE 128 barcode font on all the labels.

# Pocket Tape



Figure 11. Pocket tape dimensions for LUXEON 3014.

- Notes for Figure 11:
1. Drawings are not to scale.
  2. All dimensions are in millimeters.

# Reel



Figure 12. Reel dimensions for LUXEON 3014.

**Notes for Figure 12:**

1. Drawings are not to scale.
2. All dimensions are in millimeters.



Figure 13a: Example of reel label format A.

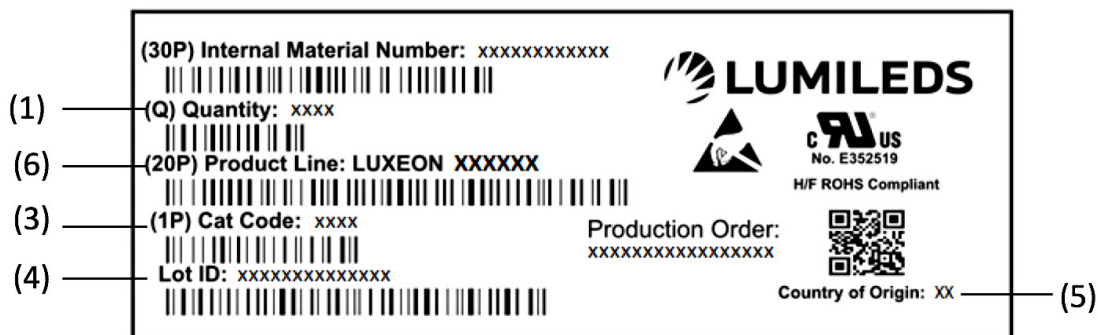


Figure 13b. Example of reel label format B.

**Notes for Figure 13a and Figure 13b — Reel Label descriptions for customer use:**

- QR code and all other field labels not described are for Lumileds internal use only.
1. Number of LED emitters in a reel.
  2. Lumileds part number.
  3. Product category code.
  4. Unique production lot identification number. First six numbers refer to manufacturing date code in YYMMDD format. This number is required for traceability purpose.
  5. Country code of origin of manufacturing of parts. E.g. MY for Malaysia, CN for China according to ISO 3166-1 alpha-2 document.
  6. Lumileds product name. Lumileds part number is provided in MBB label Format B #2 as shown in Figure 25c.

# Moisture Barrier Bag (MBB)



Figure 14. Illustration of typical Moisture Barrier Bag (MBB) packaging of a LUXEON emitter reel. MBB consists of humidity indicator card, desiccant bag, MBB label(s) and LED emitter reel. The MBB package is air-tight sealed per JEDEC J-STD-033C.

Notes for Figure 14:  
1. Drawings are not to scale.

There are two MBB labels attached (#1 and #2). The peeled off label (Figure 28) must be detached and affixed to the reel upon opening of the MBB package.



Figure 15a. Example of MBB label format A.

Notes for Figure 15a — MBB label descriptions for customer use:  
QR code and all other field labels not described are for Lumileds internal use only.

1. Number of LED emitters in a reel.
2. Lumileds part number.
3. Customer part number for custom requests only.
4. LED test date in YYWW format.
5. Kitting information for custom request only.
6. Unique production lot identification number. First six numbers refer to manufacturing date code in YYMMDD format. This number is required for traceability purpose.
7. Product category code.
8. Date in which MBB was sealed in YYYYMMDD format.



Figure 15b. Example of MBB label format B #1.

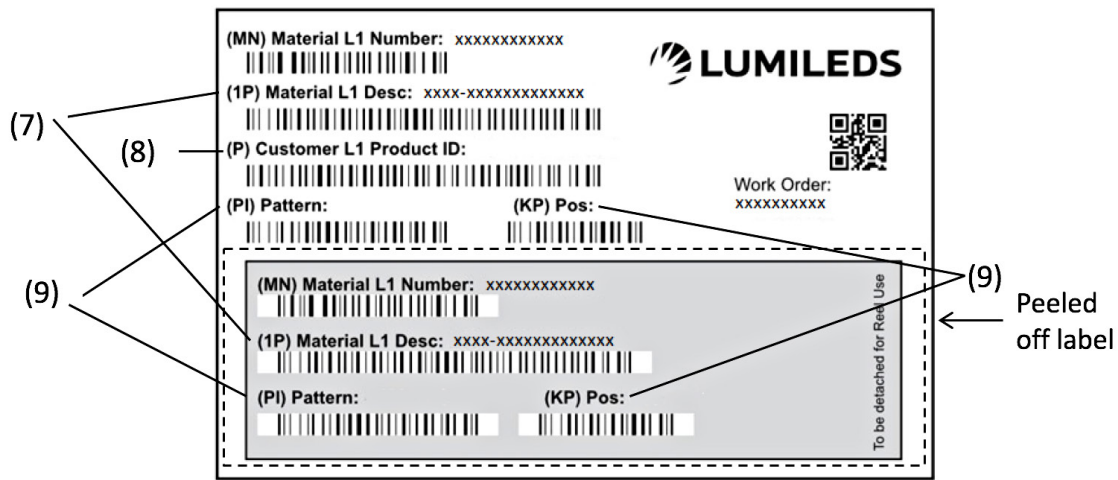


Figure 15c. Example of MBB label format B #2.

Notes for Figure 15b and Figure 15c — MBB label descriptions for customer use:

QR code and all other field labels not described are for Lumileds internal use only.

1. Number of LED emitters in a reel.
2. Lumileds product name.
3. LED test date in YYWW format.
4. Unique production lot identification number. First six numbers refer to manufacturing date code in YYYYMMDD format. This number is required for traceability purpose.
5. Product category code.
6. Date in which MBB was sealed in YYYYMMDD format.
7. Lumileds part number.
8. Customer part number for custom requests only.
9. Kitting information for custom request only.

# Shipment Box



Figure 16. Illustration of MBBs packing into a shipment box.

Notes for Figure 16:  
 1. Drawings are not to scale.



Figure 17a. Example of shipment box label format A.

Notes for Figure 17a — Shipment box label descriptions for customer use:  
 All other field labels not described are for Lumileds internal use only.  
 1. Lumileds part number.  
 2. Customer part number for custom requests only.  
 3. Maximum of 10 reels printed per label. For example, if there are 21 reels in a shipment box, there will be 3 labels printed.



Figure 17b. Example of shipment box label format B.

Notes for Figure 17b — Shipment box label descriptions for customer use:

All other field labels not described are for Lumileds internal use only.

1. Lumileds part number.
2. Customer part number for custom requests only.
3. Total number of LED emitters in a shipment box.
4. Maximum of 10 reels printed per label. For example, if there are 21 reels in a shipment box, there will be 3 labels printed.
5. Lumileds product name.



## About Lumileds

Lumileds is the global leader in light engine technology. The company develops, manufactures and distributes groundbreaking LEDs and automotive lighting products that shatter the status quo and help customers gain and maintain a competitive edge.

With a rich history of industry “firsts,” Lumileds is uniquely positioned to deliver lighting advancements well into the future by maintaining an unwavering focus on quality, innovation and reliability.

To learn more about our portfolio of light engines, visit [lumileds.com](http://lumileds.com).



---

©2017 Lumileds Holding B.V. All rights reserved.  
LUXEON is a registered trademark of the Lumileds Holding B.V.  
in the United States and other countries.  
[lumileds.com](http://lumileds.com)

Neither Lumileds Holding B.V. nor its affiliates shall be liable for any kind of loss of data or any other damages, direct, indirect or consequential, resulting from the use of the provided information and data. Although Lumileds Holding B.V. and/or its affiliates have attempted to provide the most accurate information and data, the materials and services information and data are provided “as is,” and neither Lumileds Holding B.V. nor its affiliates warrants or guarantees the contents and correctness of the provided information and data. Lumileds Holding B.V. and its affiliates reserve the right to make changes without notice. You as user agree to this disclaimer and user agreement with the download or use of the provided materials, information and data.



## Стандарт Электрон Связь

Мы молодая и активно развивающаяся компания в области поставок электронных компонентов. Мы поставляем электронные компоненты отечественного и импортного производства напрямую от производителей и с крупнейших складов мира.

Благодаря сотрудничеству с мировыми поставщиками мы осуществляем комплексные и плановые поставки широчайшего спектра электронных компонентов.

Собственная эффективная логистика и склад в обеспечивает надежную поставку продукции в точно указанные сроки по всей России.

Мы осуществляем техническую поддержку нашим клиентам и предпродажную проверку качества продукции. На все поставляемые продукты мы предоставляем гарантию .

Осуществляем поставки продукции под контролем ВП МО РФ на предприятия военно-промышленного комплекса России , а также работаем в рамках 275 ФЗ с открытием отдельных счетов в уполномоченном банке. Система менеджмента качества компании соответствует требованиям ГОСТ ISO 9001.

Минимальные сроки поставки, гибкие цены, неограниченный ассортимент и индивидуальный подход к клиентам являются основой для выстраивания долгосрочного и эффективного сотрудничества с предприятиями радиоэлектронной промышленности, предприятиями ВПК и научно-исследовательскими институтами России.

С нами вы становитесь еще успешнее!

### Наши контакты:

**Телефон:** +7 812 627 14 35

**Электронная почта:** [sales@st-electron.ru](mailto:sales@st-electron.ru)

**Адрес:** 198099, Санкт-Петербург,  
Промышленная ул, дом № 19, литера Н,  
помещение 100-Н Офис 331