


Wirewound Resistors, Precision Power, Low Value, Commercial, Axial Lead


FEATURES

- Ideal for all types of current sensing applications including switching and linear power supplies, instruments and power amplifiers
- Proprietary processing technique produces extremely low resistance values
- Excellent load life stability
- Low temperature coefficient
- Low inductance
- Cooler operation for high power to size ratio
- MIL-PRF-49465 qualified, type RLV resistors can be found at: www.vishay.com/doc?30283
- Compliant to RoHS Directive 2002/95/EC



| STANDARD ELECTRICAL SPECIFICATIONS | | | | | |
|------------------------------------|------------------|--|---|----------------------|-----------------|
| GLOBAL MODEL | HISTORICAL MODEL | POWER RATING $P_{25\text{ }^\circ\text{C}}$ W | RESISTANCE RANGE ⁽¹⁾ Ω | TOLERANCE \pm % | TECHNOLOGY |
| LVR01 | LVR-1 | 1 | 0.01 to 0.1 ⁽²⁾ | 1, 3, 5, 10 | Metal strip |
| LVR03 | LVR-3 | 3 | 0.005 to 0.2 | 1, 3, 5, 10 | Metal strip |
| LVR05 | LVR-5 | 5 | 0.005 to 0.3 | 1, 3, 5, 10 | Metal strip |
| LVR10 | LVR-10 | 10 | 0.01 to 0.8 | 1, 3, 5, 10 | Coil spacewound |

Notes

- (1) Resistance is measured 3/8" [9.52 mm] from the body of the resistor, or at 1.183" [30.05 mm], 1.315" [33.40 mm], 1.675" [42.545 mm] or 2.575" [65.405 mm] spacing for the LVR01, LVR03, LVR05 and LVR10 respectively.
- (2) LVR01: Standard resistance values are 0.01 Ω , 0.015 Ω , 0.02 Ω , 0.025 Ω , 0.03 Ω , 0.033 Ω , 0.04 Ω , 0.05 Ω , 0.051 Ω , 0.06 Ω , 0.068 Ω , 0.07 Ω , 0.08 Ω , 0.09 Ω and 0.1 Ω with 1 % tolerance. Other resistance values may be available upon request.

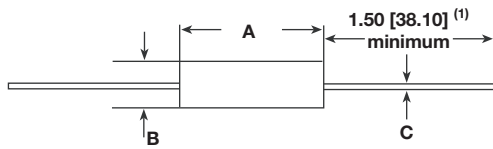
| TECHNICAL SPECIFICATIONS | | | | | |
|---------------------------------|-----------------------|------------------------------------|-------|---------------|--------------------------|
| PARAMETER | UNIT | LVR01 | LVR03 | LVR05 | LVR10 |
| Operating Temperature Range | $^\circ\text{C}$ | - 65 to + 175 | | - 65 to + 275 | |
| Dielectric Withstanding Voltage | V_{RMS} | 1000 | 1000 | 1000 | 1000 |
| Insulation Resistance | Ω | 10 000 M Ω minimum dry | | | |
| Short Time Overload | - | 5 x rated power for 5 s | | | 10 x rated power for 5 s |
| Terminal Strength (minimum) | lb | 5 | 10 | 10 | 10 |
| Temperature Coefficient | ppm/ $^\circ\text{C}$ | See TCR vs. Resistance Value chart | | | |
| Maximum Working Voltage | V | $(P \times R)^{1/2}$ | | | |
| Weight (maximum) | g | 0.5 | 2 | 5 | 11 |

| GLOBAL PART NUMBER INFORMATION | | | | | | | | | | | | | | | | |
|---|--|---|--|----------------|---|-----------|---|---|---|---|---|---|---|--|--|--|
| Global Part Numbering example: LVR055L000FS73 | | | | | | | | | | | | | | | | |
| L | V | R | 0 | 5 | 5 | L | 0 | 0 | 0 | F | S | 7 | 3 | | | |
| GLOBAL MODEL | VALUE | TOLERANCE | PACKAGING | | | | SPECIAL | | | | | | | | | |
| LVR01 LVR03 LVR05 LVR10 | R = Decimal L = m Ω (values < 0.010 Ω) R1500 = 0.15 Ω 7L000 = 0.007 Ω | D = \pm 0.5 % F = \pm 1.0 % G = \pm 2.0 % H = \pm 3.0 % J = \pm 5.0 % K = \pm 10.0 % | E12 = Lead (Pb)-free bulk E03 = Lead (Pb)-free lacer pack (LVR10) E70 = Lead (Pb)-free, tape/reel 1000 pieces (LVR01, 03) E73 = Lead (Pb)-free, tape/reel 500 pieces B12 = Tin/lead bulk L03 = Tin/lead lacer pack (LVR10) S70 = Tin/lead, tape/reel 1000 pieces (LVR01, 03) S73 = Tin/lead, tape/reel 500 pieces | | | | (Dash Number) (up to 3 digits) From 1 to 999 as applicable | | | | | | | | | |
| Historical Part Numbering example: LVR-5 0.005 Ω 1 % S73 | | | | | | | | | | | | | | | | |
| LVR-5 | | 0.005 Ω | | 1 % | | S73 | | | | | | | | | | |
| HISTORICAL MODEL | | RESISTANCE VALUE | | TOLERANCE CODE | | PACKAGING | | | | | | | | | | |

* Pb containing terminations are not RoHS compliant, exemptions may apply

** Please see document "Vishay Material Category Policy": www.vishay.com/doc?99902

DIMENSIONS in inches [millimeters]



| MODEL | DIMENSIONS in inches [millimeters] | | |
|-------|------------------------------------|----------------------|----------------------|
| | A ± 0.010 [0.254] | B ± 0.010 [0.254] | C ± 0.002 [0.051] |
| LVR01 | 0.427 [10.85] | 0.115 [2.92] | 0.020 [0.508] |
| LVR03 | 0.560 [14.22] | 0.205 [5.21] | 0.032 [0.813] |
| LVR05 | 0.925 [23.50] | 0.330 [8.38] | 0.040 [1.02] |
| LVR10 | 1.828 [46.43] | 0.392 [9.96] | 0.040 [1.02] |

Note

(1) On some standard reel pack methods, the leads may be trimmed to a shorter length than shown

MATERIAL SPECIFICATIONS

Element: Self-supporting nickel-chrome alloy (LVR10 also utilizes manganin)

Encapsulation: High temperature mold compound

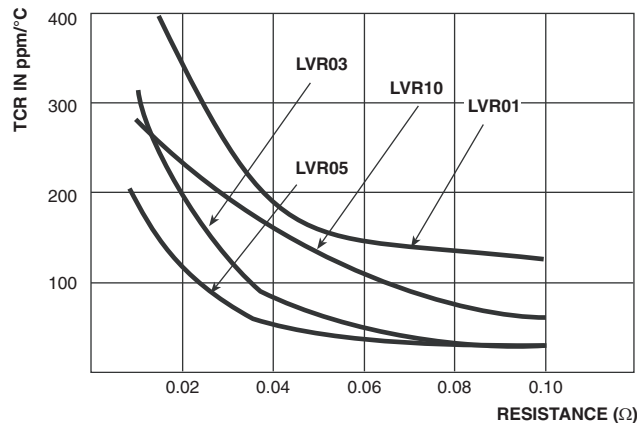
Terminals: Tinned copper

Part Marking: Dale, model, wattage, value, tolerance, date code

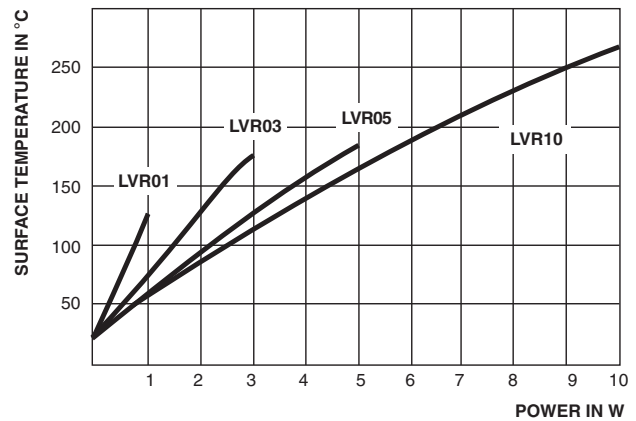
Packaging: Reference "Wirewound Through Hole Resistor Packaging" (www.vishay.com/doc?21028)

The improved TCR characteristics of these LVR models from - 55 °C to + 125 °C (reference to + 25 °C) are as follows:

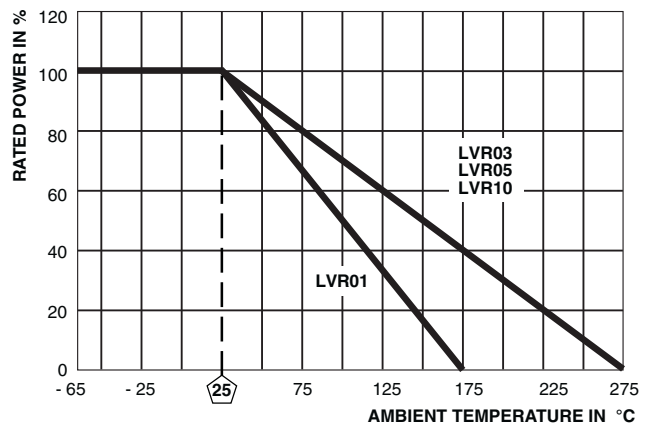
TCR vs. RESISTANCE VALUE



SURFACE TEMPERATURE vs. POWER



DERATING



| PERFORMANCE | | |
|---------------------------------|---|-------------------------|
| TEST | CONDITIONS OF TEST | TEST LIMITS |
| Thermal Shock | - 65 °C to + 125 °C, 5 cycles, 15 min at each extreme | ± (0.2 % + 0.0005 Ω) ΔR |
| Short Time Overload | 5 x rated power (LVR01, 03, 05), 10 x rated power (LVR10) for 5 s | ± (0.5 % + 0.0005 Ω) ΔR |
| Low Temperature Storage | - 65 °C for 24 h | ± (0.2 % + 0.0005 Ω) ΔR |
| High Temperature Exposure | 250 h at + 275 °C (+ 175 °C for LVR01) | ± (2.0 % + 0.0005 Ω) ΔR |
| Dielectric Withstanding Voltage | 1000 V _{RMS} , 1 min | ± (0.1 % + 0.0005 Ω) ΔR |
| Insulation Resistance | MIL-STD-202 Method 302, 100 V | 1000 MΩ minimum |
| Moisture Resistance | MIL-STD-202 Method 106, 7b not applicable | ± (0.2 % + 0.0005 Ω) ΔR |
| Shock, Specified Pulse | MIL-STD-202 Method 213, 100 g's for 6 ms, 10 shocks | ± (0.1 % + 0.0005 Ω) ΔR |
| Vibration, High Frequency | Frequency varied 10 Hz to 2000 Hz, 20 g peak, 2 directions 6 h each | ± (0.1 % + 0.0005 Ω) ΔR |
| Load Life | 2000 h at rated power, + 25 °C, 1.5 h "ON", 0.5 h "OFF" | ± (2.0 % + 0.0005 Ω) ΔR |
| Bias Humidity | + 85 °C, 85 % RH, 10 % bias, 1000 h | ± (1.0 % + 0.0005 Ω) ΔR |



Disclaimer

ALL PRODUCT, PRODUCT SPECIFICATIONS AND DATA ARE SUBJECT TO CHANGE WITHOUT NOTICE TO IMPROVE RELIABILITY, FUNCTION OR DESIGN OR OTHERWISE.

Vishay Intertechnology, Inc., its affiliates, agents, and employees, and all persons acting on its or their behalf (collectively, "Vishay"), disclaim any and all liability for any errors, inaccuracies or incompleteness contained in any datasheet or in any other disclosure relating to any product.

Vishay makes no warranty, representation or guarantee regarding the suitability of the products for any particular purpose or the continuing production of any product. To the maximum extent permitted by applicable law, Vishay disclaims (i) any and all liability arising out of the application or use of any product, (ii) any and all liability, including without limitation special, consequential or incidental damages, and (iii) any and all implied warranties, including warranties of fitness for particular purpose, non-infringement and merchantability.

Statements regarding the suitability of products for certain types of applications are based on Vishay's knowledge of typical requirements that are often placed on Vishay products in generic applications. Such statements are not binding statements about the suitability of products for a particular application. It is the customer's responsibility to validate that a particular product with the properties described in the product specification is suitable for use in a particular application. Parameters provided in datasheets and/or specifications may vary in different applications and performance may vary over time. All operating parameters, including typical parameters, must be validated for each customer application by the customer's technical experts. Product specifications do not expand or otherwise modify Vishay's terms and conditions of purchase, including but not limited to the warranty expressed therein.

Except as expressly indicated in writing, Vishay products are not designed for use in medical, life-saving, or life-sustaining applications or for any other application in which the failure of the Vishay product could result in personal injury or death. Customers using or selling Vishay products not expressly indicated for use in such applications do so at their own risk. Please contact authorized Vishay personnel to obtain written terms and conditions regarding products designed for such applications.

No license, express or implied, by estoppel or otherwise, to any intellectual property rights is granted by this document or by any conduct of Vishay. Product names and markings noted herein may be trademarks of their respective owners.

Material Category Policy

Vishay Intertechnology, Inc. hereby certifies that all its products that are identified as RoHS-Compliant fulfill the definitions and restrictions defined under Directive 2011/65/EU of The European Parliament and of the Council of June 8, 2011 on the restriction of the use of certain hazardous substances in electrical and electronic equipment (EEE) - recast, unless otherwise specified as non-compliant.

Please note that some Vishay documentation may still make reference to RoHS Directive 2002/95/EC. We confirm that all the products identified as being compliant to Directive 2002/95/EC conform to Directive 2011/65/EU.

Vishay Intertechnology, Inc. hereby certifies that all its products that are identified as Halogen-Free follow Halogen-Free requirements as per JEDEC JS709A standards. Please note that some Vishay documentation may still make reference to the IEC 61249-2-21 definition. We confirm that all the products identified as being compliant to IEC 61249-2-21 conform to JEDEC JS709A standards.



**Стандарт
Электрон
Связь**

Мы молодая и активно развивающаяся компания в области поставок электронных компонентов. Мы поставляем электронные компоненты отечественного и импортного производства напрямую от производителей и с крупнейших складов мира.

Благодаря сотрудничеству с мировыми поставщиками мы осуществляем комплексные и плановые поставки широчайшего спектра электронных компонентов.

Собственная эффективная логистика и склад в обеспечивает надежную поставку продукции в точно указанные сроки по всей России.

Мы осуществляем техническую поддержку нашим клиентам и предпродажную проверку качества продукции. На все поставляемые продукты мы предоставляем гарантию .

Осуществляем поставки продукции под контролем ВП МО РФ на предприятия военно-промышленного комплекса России , а также работаем в рамках 275 ФЗ с открытием отдельных счетов в уполномоченном банке. Система менеджмента качества компании соответствует требованиям ГОСТ ISO 9001.

Минимальные сроки поставки, гибкие цены, неограниченный ассортимент и индивидуальный подход к клиентам являются основой для выстраивания долгосрочного и эффективного сотрудничества с предприятиями радиоэлектронной промышленности, предприятиями ВПК и научно-исследовательскими институтами России.

С нами вы становитесь еще успешнее!

Наши контакты:

Телефон: +7 812 627 14 35

Электронная почта: sales@st-electron.ru

Адрес: 198099, Санкт-Петербург,
Промышленная ул, дом № 19, литера Н,
помещение 100-Н Офис 331