

# GC20MPS12-220

1200V 20A SiC Schottky MPS™ Diode



## Silicon Carbide Schottky Diode

$V_{RRM}$	=	1200 V
$I_F (T_C = 135^\circ\text{C})$	=	27 A
$Q_C$	=	47 nC

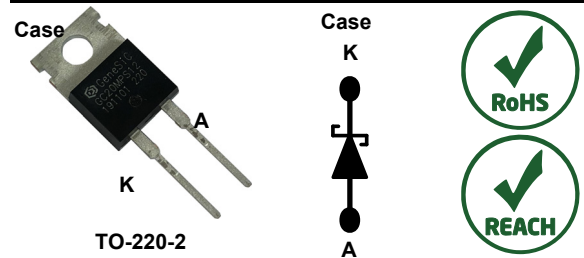
### Features

- High Avalanche (UIS) Capability
- Enhanced Surge Current Capability
- Superior Figure of Merit  $Q_C/I_F$
- Low Thermal Resistance
- 175 °C Maximum Operating Temperature
- Temperature Independent Switching Behavior
- Positive Temperature Coefficient of  $V_F$
- Extremely Fast Switching Speeds

### Advantages

- Low Standby Power Losses
- Improved Circuit Efficiency (Lower Overall Cost)
- Low Switching Losses
- Ease of Paralleling without Thermal Runaway
- Smaller Heat Sink Requirements
- Low Reverse Recovery Current
- Low Device Capacitance
- Low Reverse Leakage Current

### Package



### Applications

- Boost Diode in Power Factor Correction (PFC)
- Switched Mode Power Supply (SMPS)
- Uninterruptible Power Supply (UPS)
- Motor Drives
- Freewheeling / Anti-parallel Diode in Inverters
- Solar Inverters & Wind Energy Converters
- Electric Vehicles (EV) & DC Fast Charging
- Induction Heating & Welding

### Absolute Maximum Ratings (At $T_C = 25^\circ\text{C}$ Unless Otherwise Stated)

Parameter	Symbol	Conditions	Values	Unit
Repetitive Peak Reverse Voltage	$V_{RRM}$		1200	V
Continuous Forward Current	$I_F$	$T_C = 25^\circ\text{C}, D = 1$	58	A
		$T_C = 135^\circ\text{C}, D = 1$	27	
Non-Repetitive Peak Forward Surge Current, Half Sine Wave	$I_{F,SM}$	$T_C = 25^\circ\text{C}, t_P = 10\text{ ms}$	160	A
		$T_C = 150^\circ\text{C}, t_P = 10\text{ ms}$	128	
Repetitive Peak Forward Surge Current, Half Sine Wave	$I_{F,RM}$	$T_C = 25^\circ\text{C}, t_P = 10\text{ ms}$	96	A
		$T_C = 150^\circ\text{C}, t_P = 10\text{ ms}$	68	
Non-Repetitive Peak Forward Surge Current	$I_{F,max}$	$T_C = 25^\circ\text{C}, t_P = 10\text{ }\mu\text{s}$	800	A
$i^2t$ Value	$\int i^2 dt$	$T_C = 25^\circ\text{C}, t_P = 10\text{ ms}$	128	$\text{A}^2\text{s}$
Non-Repetitive Avalanche Energy	$E_{AS}$	$L = 1.3\text{ mH}, I_{AS} = 20\text{ A}$	245	mJ
Diode Ruggedness	$dV/dt$	$V_R = 0 \sim 960\text{ V}$	200	V/ns
Power Dissipation	$P_{tot}$	$T_C = 25^\circ\text{C}$	242	W
Operating and Storage Temperature	$T_j, T_{stg}$		-55 to 175	$^\circ\text{C}$

# GC20MPS12-220

1200V 20A SiC Schottky MPS™ Diode



## Electrical Characteristics

Parameter	Symbol	Conditions	Values			Unit
			Min.	Typ.	Max.	
Diode Forward Voltage	$V_F$	$I_F = 20 \text{ A}, T_j = 25 \text{ }^\circ\text{C}$		1.5	1.8	V
		$I_F = 20 \text{ A}, T_j = 175 \text{ }^\circ\text{C}$		2	2.4	
Reverse Current	$I_R$	$V_R = 1200 \text{ V}, T_j = 25 \text{ }^\circ\text{C}$		3	15	$\mu\text{A}$
		$V_R = 1200 \text{ V}, T_j = 175 \text{ }^\circ\text{C}$		30	150	
Total Capacitive Charge	$Q_C$	$V_R = 400 \text{ V}$		34		nC
		$I_F \leq I_{F,MAX}$ $dI_F/dt = 200 \text{ A}/\mu\text{s}$ $T_j = 175 \text{ }^\circ\text{C}$ $V_R = 800 \text{ V}$		47		
Switching Time	$t_s$	$V_R = 400 \text{ V}$		< 10		ns
		$V_R = 800 \text{ V}$				
Total Capacitance	C	$V_R = 1 \text{ V}, f = 1 \text{ MHz}$		1080		pF
		$V_R = 800 \text{ V}, f = 1 \text{ MHz}$		70		

## Thermal / Mechanical Characteristics

Thermal Resistance, Junction - Case	$R_{thJC}$		0.62	$^\circ\text{C}/\text{W}$
Weight	$W_T$		2	g
Mounting Torque	$T_M$	M3 Screw	0.8	Nm

# GC20MPS12-220

1200V 20A SiC Schottky MPS™ Diode

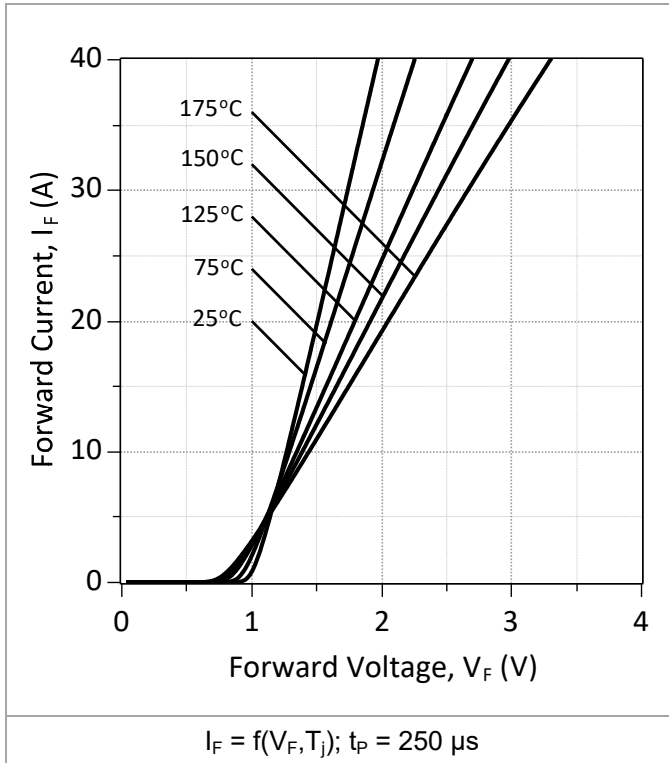


Figure 1: Typical Forward Characteristics

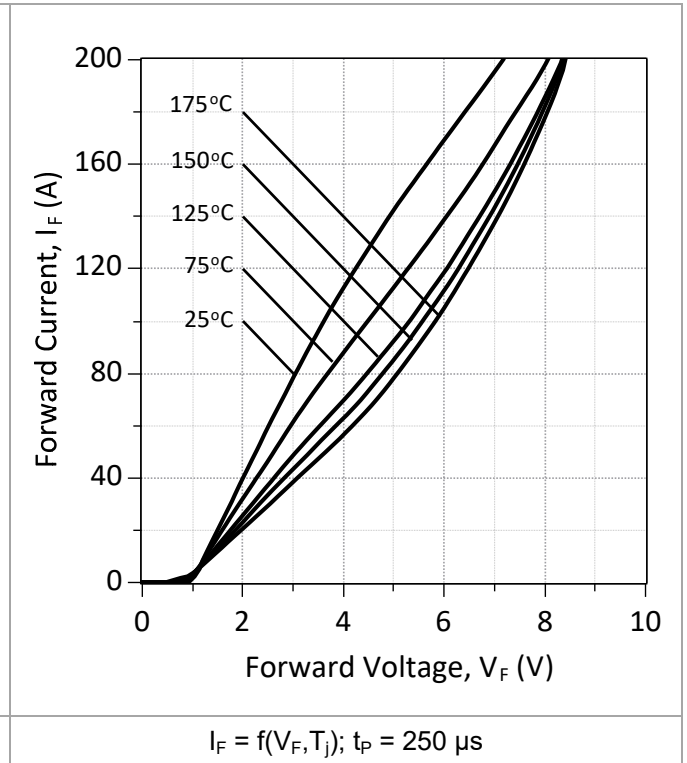


Figure 2: Typical High Current Forward Characteristics

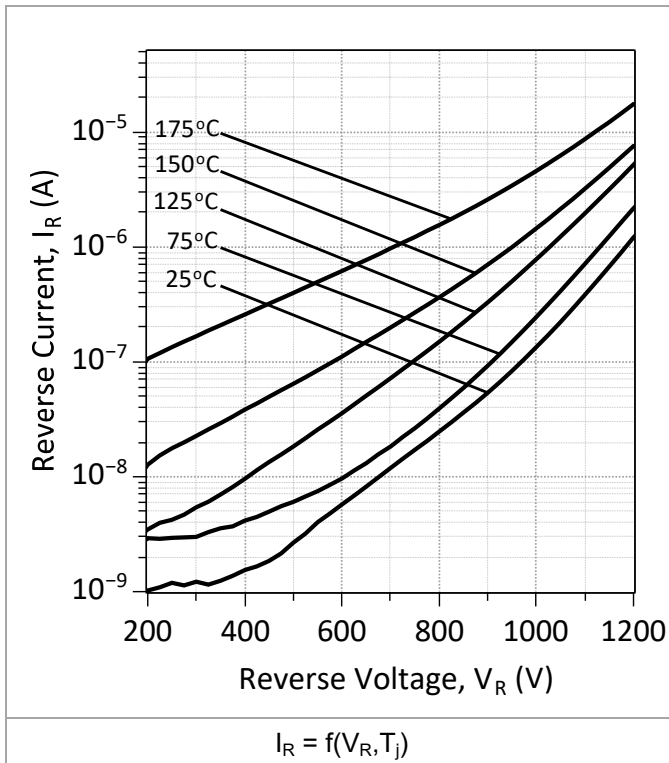


Figure 3: Typical Reverse Characteristics

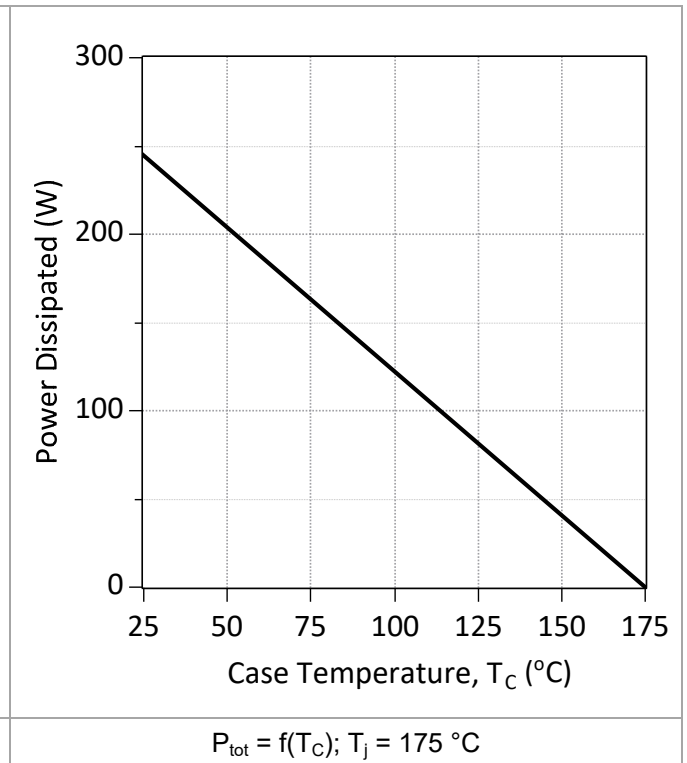


Figure 4: Power Derating Curve

# GC20MPS12-220

1200V 20A SiC Schottky MPS™ Diode

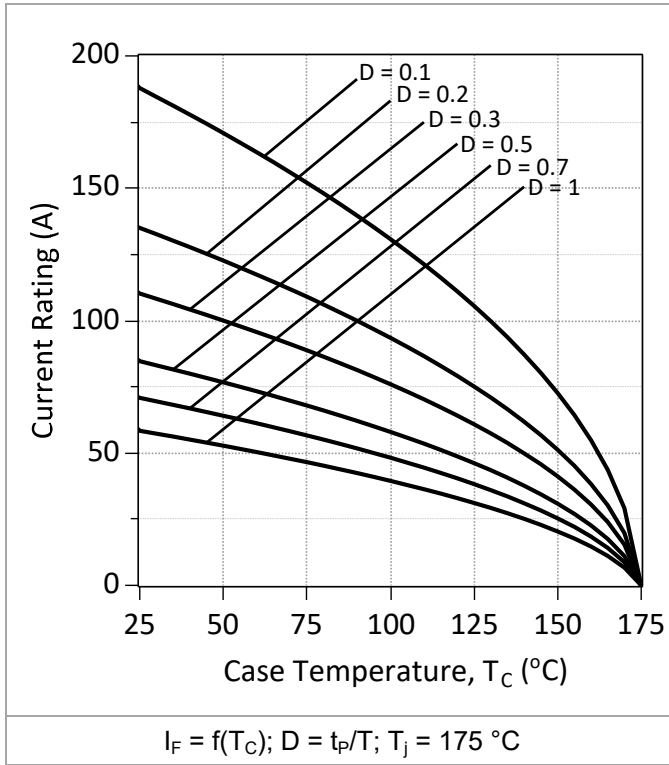


Figure 5: Current Derating Curves

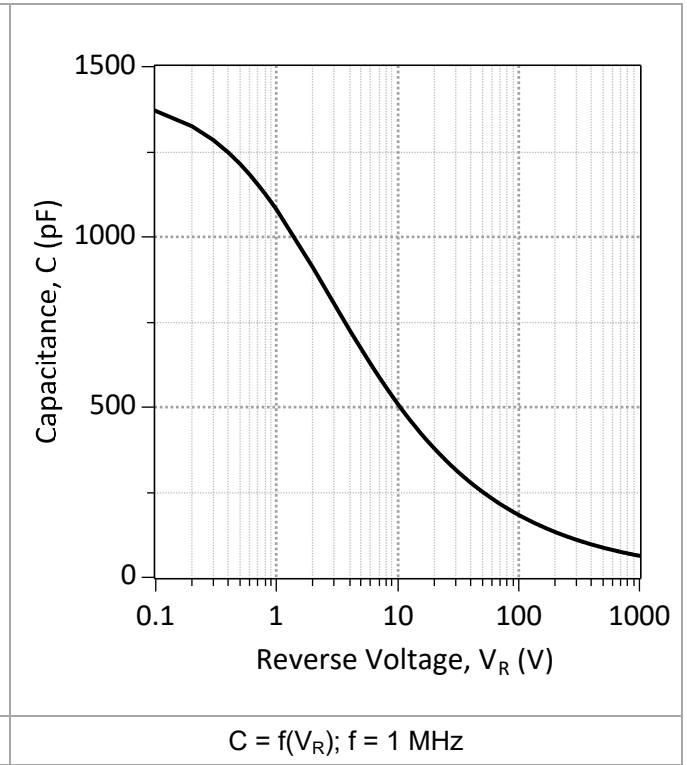


Figure 6: Typical Junction Capacitance vs Reverse Voltage Characteristics

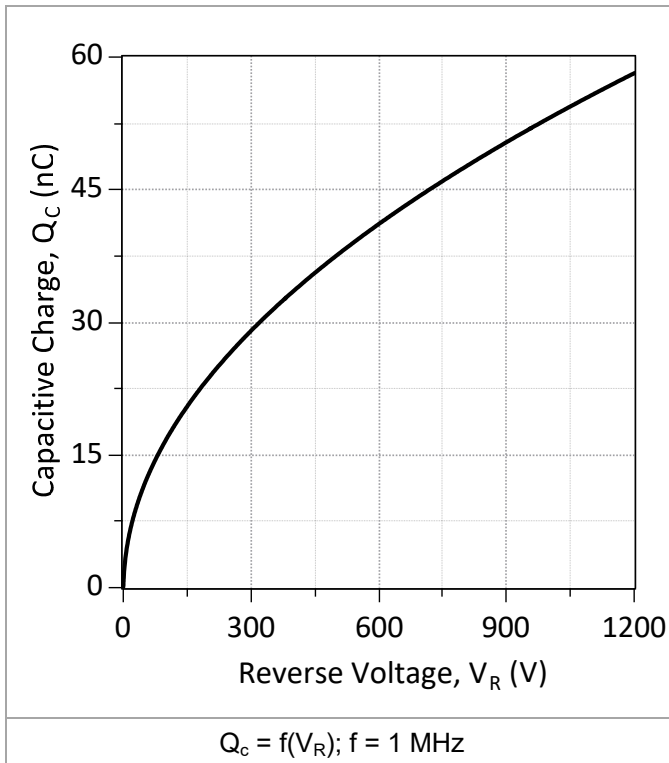


Figure 7: Typical Capacitive Charge vs Reverse Voltage Characteristics

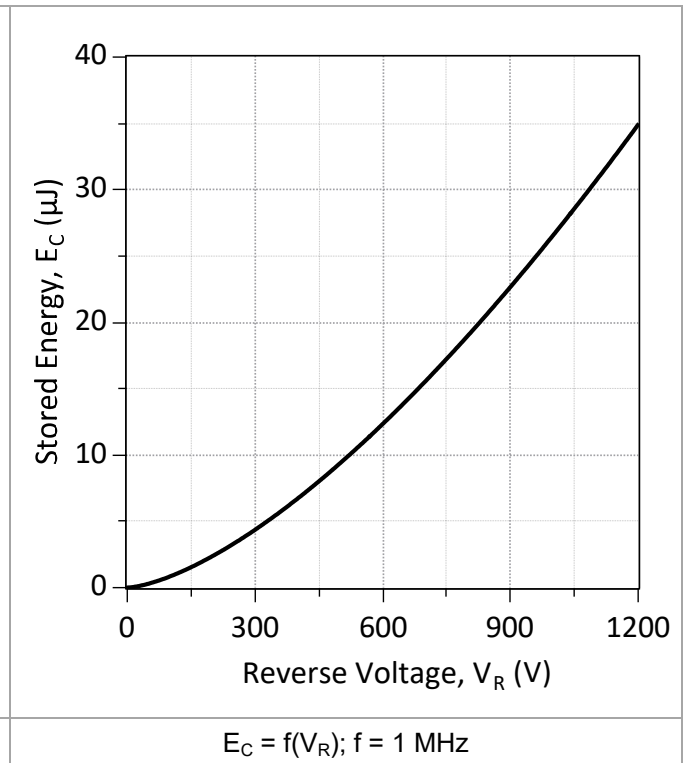


Figure 8: Typical Capacitive Energy vs Reverse Voltage Characteristics

# GC20MPS12-220

1200V 20A SiC Schottky MPS™ Diode

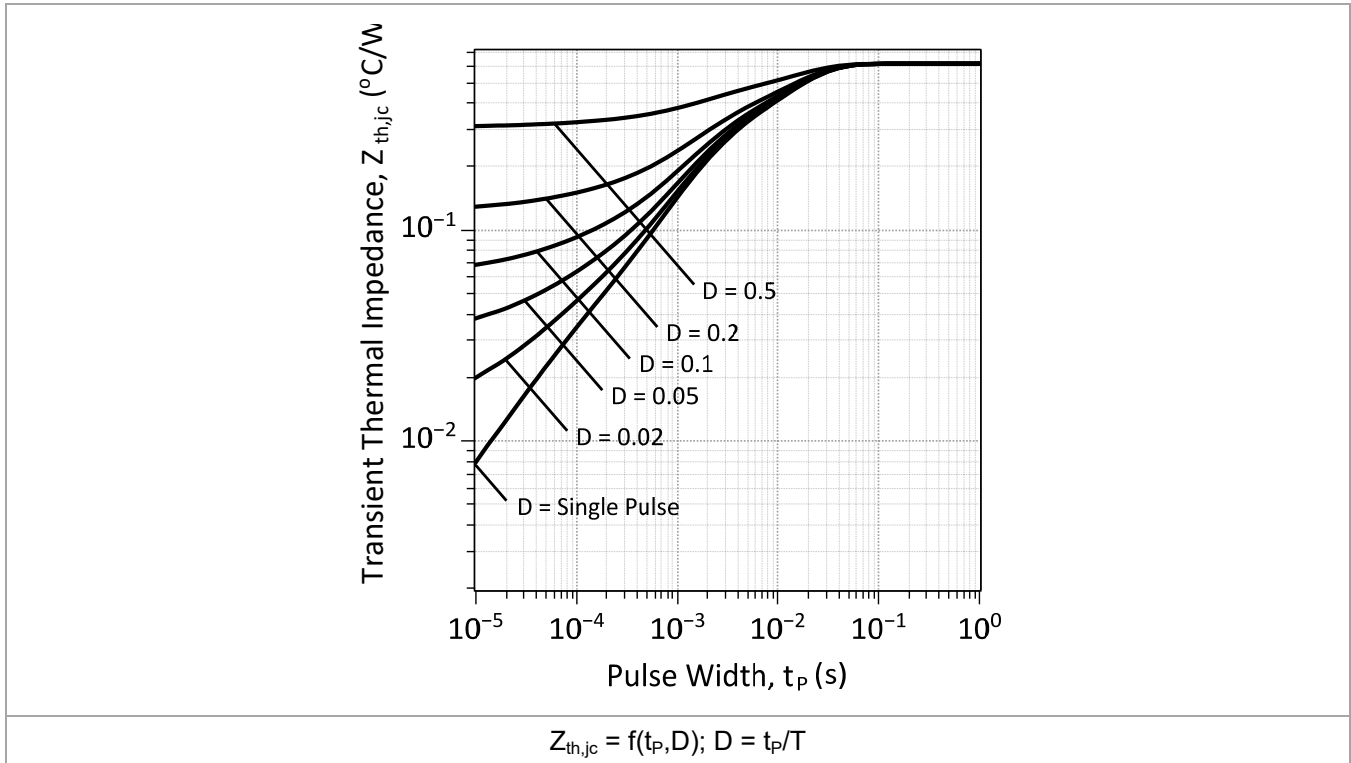


Figure 9: Transient Thermal Impedance

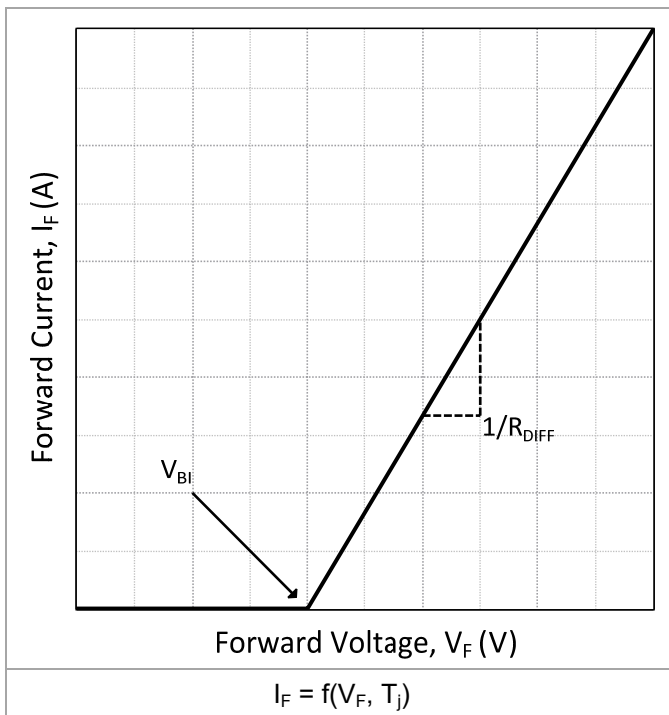


Figure 10: Forward Curve Model

$$I_F = (V_F - V_{Bi})/R_{DIFF} \text{ (A)}$$

**Built-In Voltage ( $V_{Bi}$ ):**

$$V_{Bi}(T_j) = m \cdot T_j + n \text{ (V)},$$

$$m = -1.48e-03, n = 1.08$$

**Differential Resistance ( $R_{DIFF}$ ):**

$$R_{DIFF}(T_j) = a \cdot T_j^2 + b \cdot T_j + c \text{ (}\Omega\text{);}$$

$$a = 7.45e-07, b = 8.84e-05, c = 0.0192$$

# GC20MPS12-220

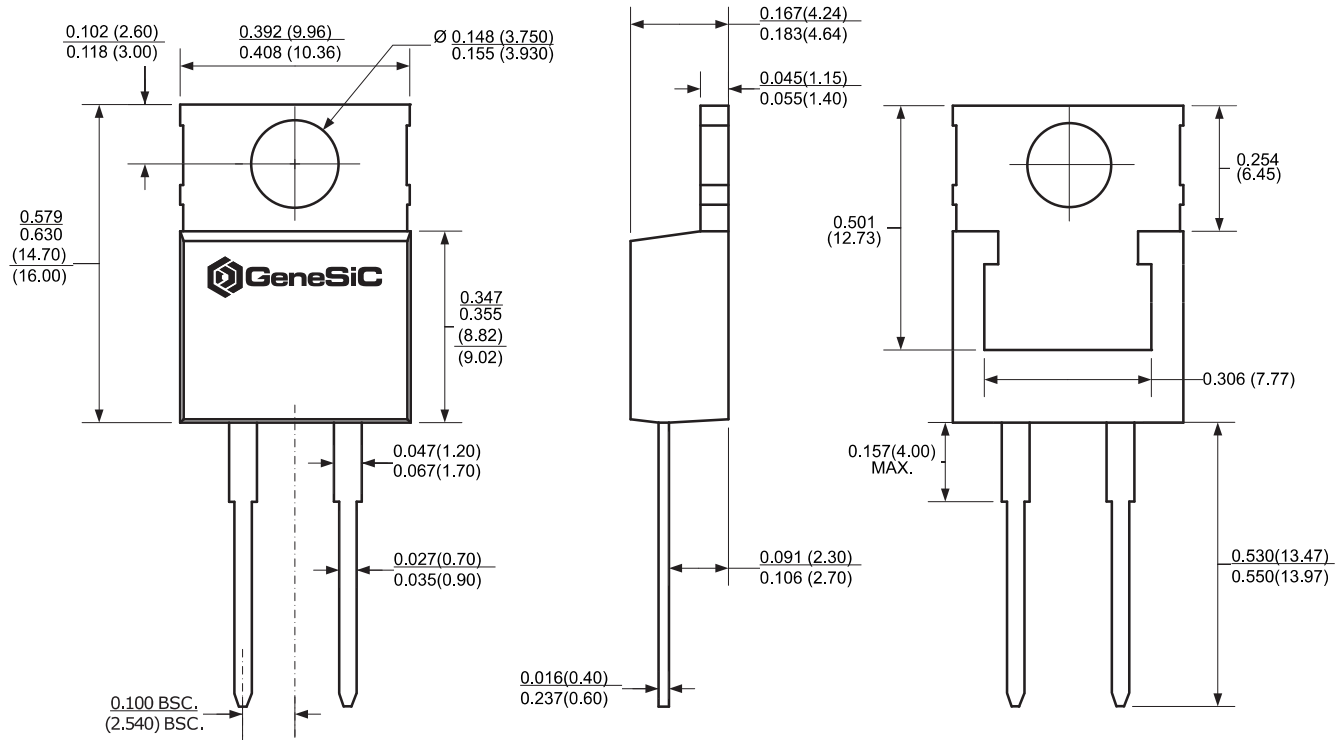
1200V 20A SiC Schottky MPS™ Diode



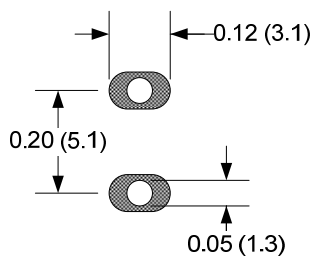
## Package Dimensions

### TO-220-2

### Package Outline



### Recommended Solder Pad Layout



### NOTE

1. CONTROLLED DIMENSION IS INCH. DIMENSION IN BRACKET IS MILLIMETER.
2. DIMENSIONS DO NOT INCLUDE END FLASH, MOLD FLASH, MATERIAL PROTRUSIONS

## GC20MPS12-220

1200V 20A SiC Schottky MPS™ Diode



### RoHS Compliance

The levels of RoHS restricted materials in this product are below the maximum concentration values (also referred to as the threshold limits) permitted for such substances, or are used in an exempted application, in accordance with EU Directive 2011/65/EC (RoHS 2), as adopted by EU member states on January 2, 2013 and amended on March 31, 2015 by EU Directive 2015/863. RoHS Declarations for this product can be obtained from your GeneSiC representative.

### REACH Compliance

REACH substances of high concern (SVHCs) information is available for this product. Since the European Chemical Agency (ECHA) has published notice of their intent to frequently revise the SVHC listing for the foreseeable future, please contact a GeneSiC representative to insure you get the most up-to-date REACH SVHC Declaration. REACH banned substance information (REACH Article 67) is also available upon request.

This product has not been designed or tested for use in, and is not intended for use in, applications implanted into the human body nor in applications in which failure of the product could lead to death, personal injury or property damage, including but not limited to equipment used in the operation of nuclear facilities, life-support machines, cardiac defibrillators or similar emergency medical equipment, aircraft navigation or communication or control systems, or air traffic control systems.

GeneSiC disclaims all and any warranty and liability arising out of use or application of any product. No license, express or implied to any intellectual property rights is granted by this document.

### Related Links

- SPICE Models: <https://www.genesicsemi.com/schottky-mps>
- Evaluation Boards: <https://www.genesicsemi.com/technical-support>
- Quality Manual: <https://www.genesicsemi.com/technical-support/quality-manual>
- Compliance: <https://www.genesicsemi.com/technical-support/compliance>
- Reliability Report: <https://www.genesicsemi.com/technical-support/reliability>

[www.genesicsemi.com/schottky-mps](https://www.genesicsemi.com/schottky-mps)



# Mouser Electronics

Authorized Distributor

Click to View Pricing, Inventory, Delivery & Lifecycle Information:

[GeneSiC Semiconductor:](#)

[GC20MPS12-220](#)





**Стандарт  
Электрон  
Связь**

Мы молодая и активно развивающаяся компания в области поставок электронных компонентов. Мы поставляем электронные компоненты отечественного и импортного производства напрямую от производителей и с крупнейших складов мира.

Благодаря сотрудничеству с мировыми поставщиками мы осуществляем комплексные и плановые поставки широчайшего спектра электронных компонентов.

Собственная эффективная логистика и склад в обеспечивает надежную поставку продукции в точно указанные сроки по всей России.

Мы осуществляем техническую поддержку нашим клиентам и предпродажную проверку качества продукции. На все поставляемые продукты мы предоставляем гарантию .

Осуществляем поставки продукции под контролем ВП МО РФ на предприятия военно-промышленного комплекса России , а также работаем в рамках 275 ФЗ с открытием отдельных счетов в уполномоченном банке. Система менеджмента качества компании соответствует требованиям ГОСТ ISO 9001.

Минимальные сроки поставки, гибкие цены, неограниченный ассортимент и индивидуальный подход к клиентам являются основой для выстраивания долгосрочного и эффективного сотрудничества с предприятиями радиоэлектронной промышленности, предприятиями ВПК и научно-исследовательскими институтами России.

С нами вы становитесь еще успешнее!

**Наши контакты:**

**Телефон:** +7 812 627 14 35

**Электронная почта:** [sales@st-electron.ru](mailto:sales@st-electron.ru)

**Адрес:** 198099, Санкт-Петербург,  
Промышленная ул, дом № 19, литера Н,  
помещение 100-Н Офис 331