

"High Frequency Ceramic Solutions"


868 and 915MHz dual (wideband) ISM band SMD chip antenna P/N 0900AT43A0070

Detail Specification: 3/19/2015

Page 1 of 7

General Specifications

Part Number	0900AT43A0070
Frequency (MHz)	858 - 928
Peak Gain (XZ-total)	-0.5 dBi typ.
Average Gain (XZ-total)	-2.5 dBi typ.
Radiated Efficiency	48% ave. ¹
Return Loss	-4 dB min.
impedance	50 Ω
Reel Quantity	1,000
Operating Temperature	-40 to +85°C
Storage Temperature	-40 to +85°C
Power Capacity	2W max. (CW)



Recommended Storage Conditions of unused product on T&R	+5 to +35°C, Humidity 45~75%RH
Storage Period	18 months max.

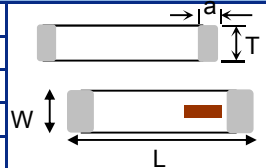
¹On test board 0900AT43A0070-EB2SMA, Layout# 2, page 5

Part Number Explanation

P/N Suffix	Packing Style	Bulk (loose)	Suffix = S	eg. 0900AT43A0070S
		T & R	Suffix = E	eg. 0900AT43A0070E
		100% Tin	Suffix = E or S	eg. 0900AT43A0070(E or S)

Mechanical Dimensions

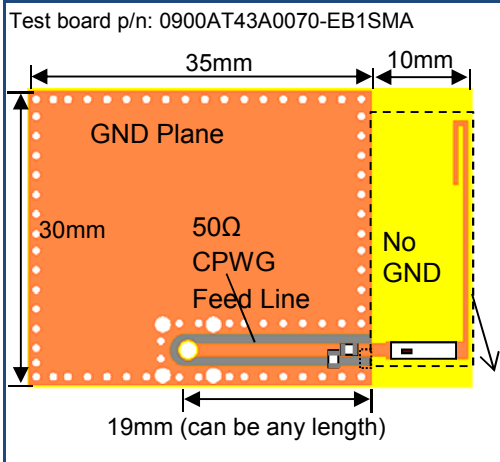
	In	mm
L	0.276 ± 0.008	7.00 ± 0.20
W	0.079 ± 0.008	2.00 ± 0.20
T	0.031 ± +.004/-0.008	0.80 ± +0.1/-0.2
a	0.020 ± 0.012	0.50 ± 0.30



Terminal Configuration

No.	Function
1	RF Feed Point
2	To trace element

Layout Recommendation #1



- Orderable EVB for evaluation, it comes with a female SMA connector. Go to: www.johansontechnology.com/component/samplerrequest and ask for p/n 0900AT43A0070-EB1SMA
- Need help laying out the antenna, want us to review your antenna design (free!), require the Gerber files for this EVB, or would like us to validate the new tuning values of your PCB (fee may apply) go to: www.johansontechnology.com/component/techquestion/
- www.johansontechnology.com/ipcantennaservices
- The total antenna area usage for this EVB is approx. 25x10mm (due to trace element), but the trace can be re-shaped to reduce effective area and conform to the designer's PCB!



www.johansontechnology.com

4001 Calle Tecate • Camarillo, CA 93012 • TEL 805.389.1166 FAX 805.389.1821

Ver 1.3

2015 Johanson Technology, Inc. All Rights Reserved

"High Frequency Ceramic Solutions"

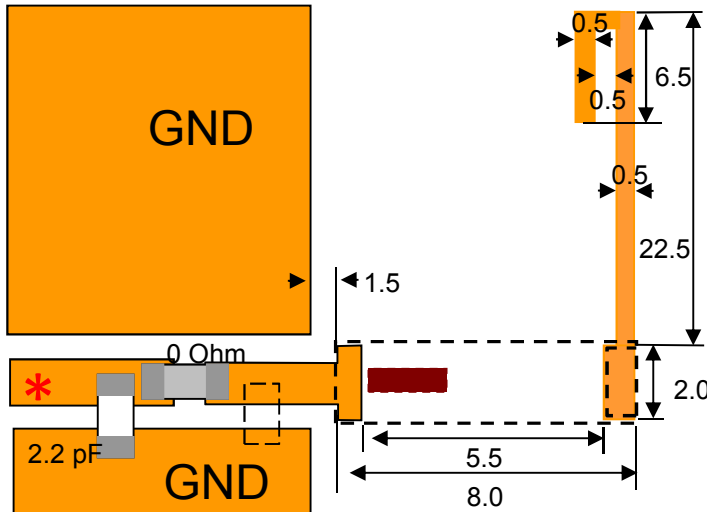
868 and 915MHz dual (wideband) ISM band SMD chip antenna P/N 0900AT43A0070

Detail Specification: 3/19/2015

Page 2 of 7

Recommended Application ISM

Layout Recommendation #1

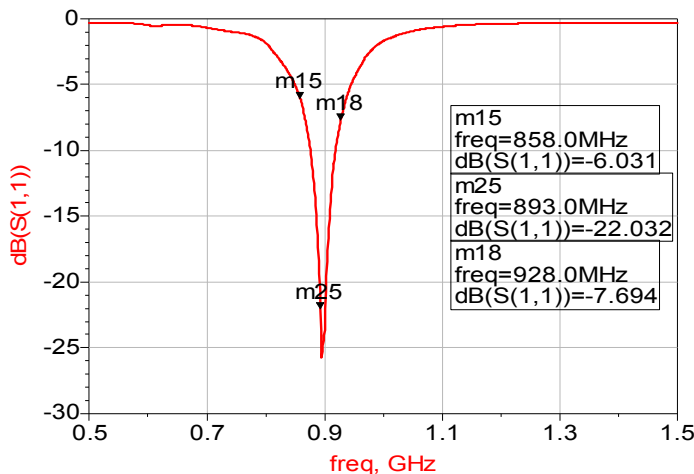


• Attention: Matching circuits and component values will be different on the client's design, depending on PCB layout, geometry, etc. It is recommended that the designer leave available slots for a "pi" (or shunt-series-shunt) network. The antenna matching network values you see here are used when antenna is mounted on Johanson's evaluation board.

• Need help laying out the antenna, want us to review your antenna design (free!), require the Gerber files for this EVB, or would like us to validate the new tuning values of your PCB (fee may apply) go to: www.johansontechnology.com/component/techquestion

* Line width should be designed to match 50ohm characteristic impedance, depending on your PCB material and thickness (distance to GND)

Typical Electrical Characteristics S11 return loss (T=25 °C) on Layout #1



This antenna has about 20MHz of guard-band on each side

Johanson Technology, Inc. reserves the right to make design changes without notice. Please confirm the specifications and delivery conditions when placing your order. All sales are subject to Johanson Technology, Inc. terms and conditions.



www.johansontechnology.com

4001 Calle Tecate • Camarillo, CA 93012 • TEL 805.389.1166 FAX 805.389.1821

Ver 1.3

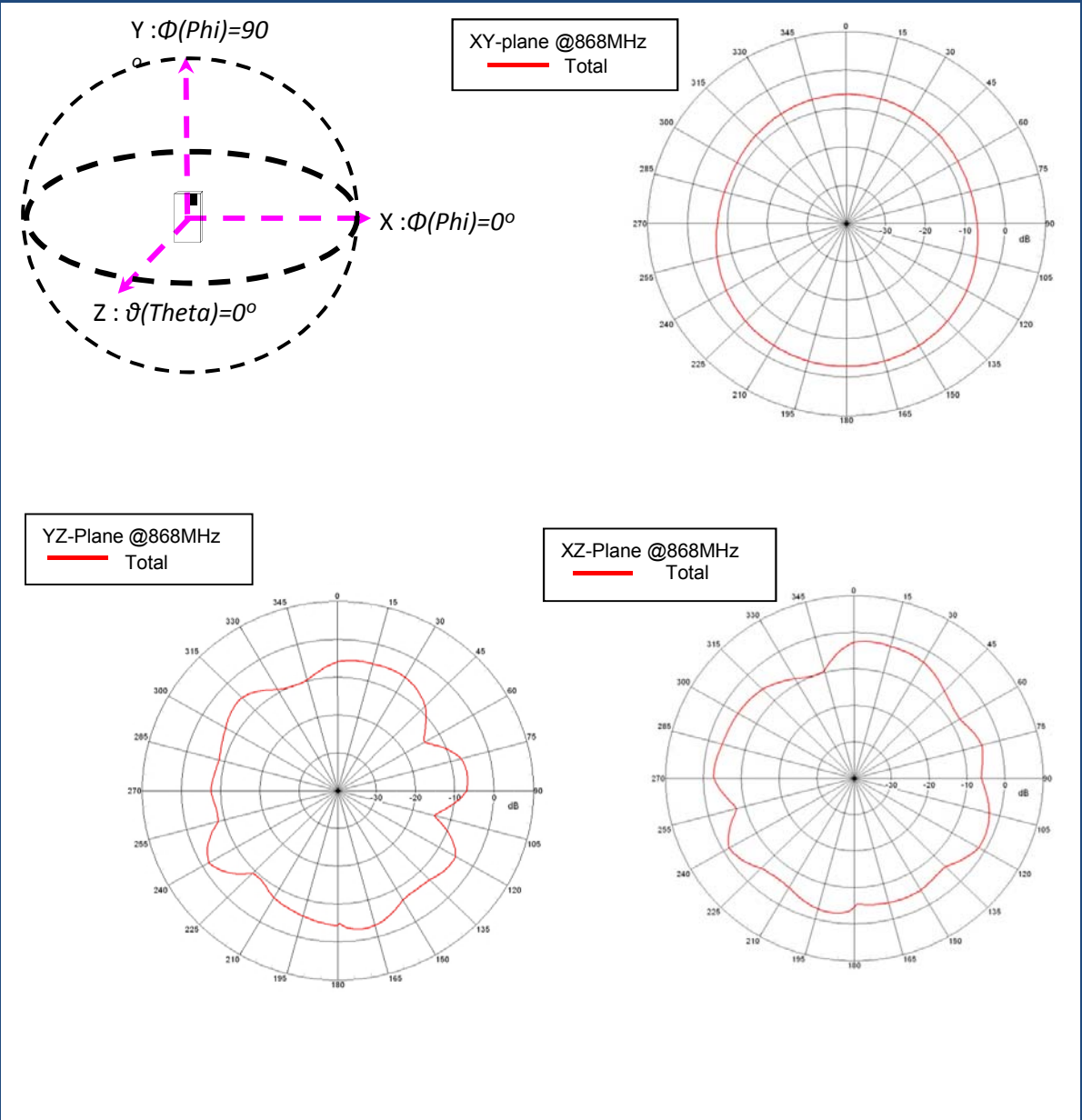
2015 Johanson Technology, Inc. All Rights Reserved

"High Frequency Ceramic Solutions"

868 and 915MHz dual (wideband) ISM band SMD chip antenna P/N 0900AT43A0070
 Detail Specification: 3/19/2015 Page 3 of 7

Recommended Application ISM

Typical Radiation Patterns (@25C) of Layout Recommendation #1



Johanson Technology, Inc. reserves the right to make design changes without notice. Please confirm the specifications and delivery conditions when placing your order. All sales are subject to Johanson Technology, Inc. terms and conditions.



www.johansontechnology.com
 4001 Calle Tecate • Camarillo, CA 93012 • TEL 805.389.1166 FAX 805.389.1821
 Ver 1.3 2015 Johanson Technology, Inc. All Rights Reserved

"High Frequency Ceramic Solutions"

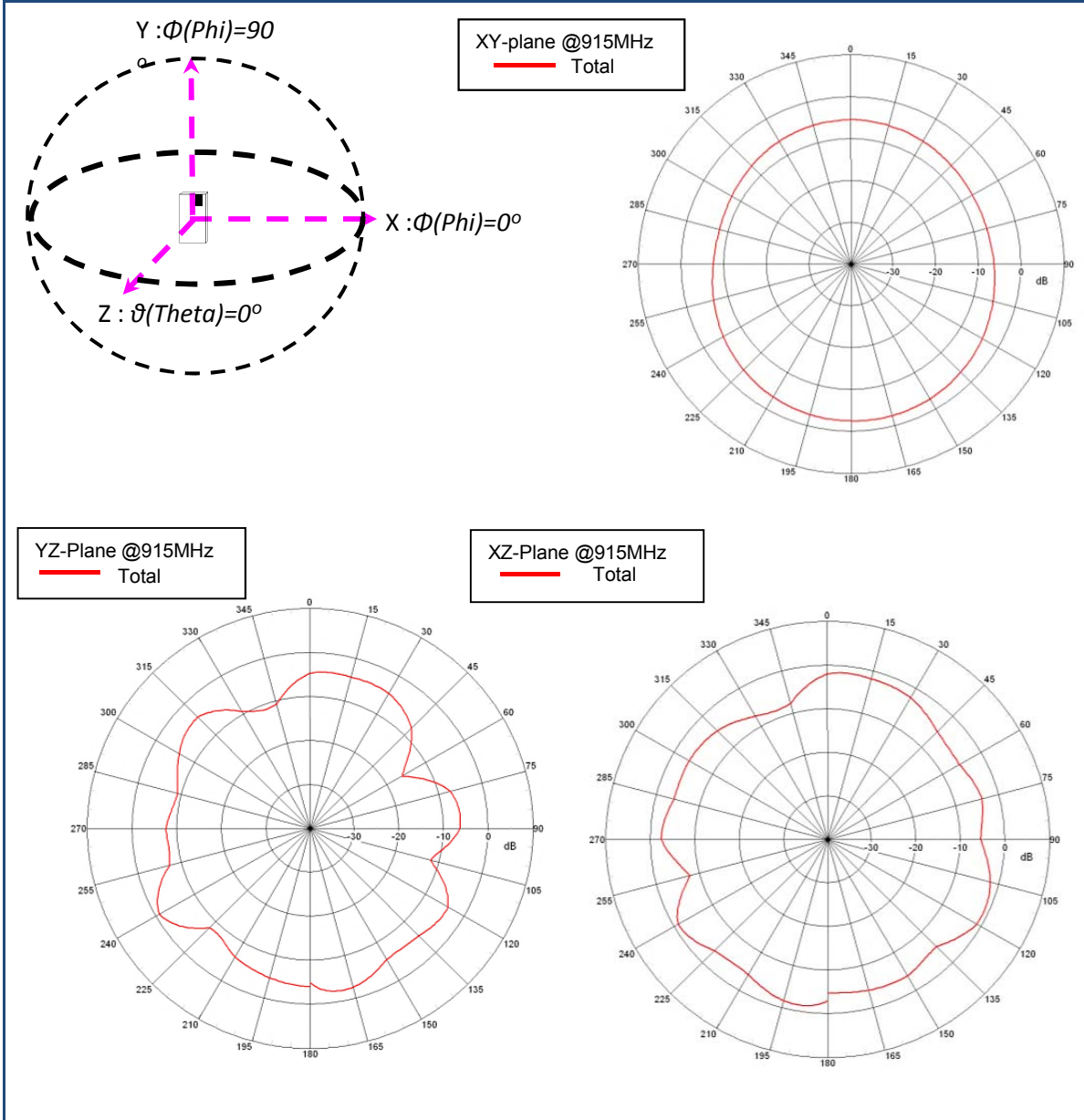
868 and 915MHz dual (wideband) ISM band SMD chip antenna P/N 0900AT43A0070

Detail Specification: 3/19/2015

Page 4 of 7

Recommended Application ISM

Typical Radiation Patterns (@25C) of Layout Recommendation #1



Johanson Technology, Inc. reserves the right to make design changes without notice. Please confirm the specifications and delivery conditions when placing your order. All sales are subject to Johanson Technology, Inc. terms and conditions.



www.johansontechnology.com

4001 Calle Tecate • Camarillo, CA 93012 • TEL 805.389.1166 FAX 805.389.1821

Ver 1.3

2015 Johanson Technology, Inc. All Rights Reserved

"High Frequency Ceramic Solutions"

868 and 915MHz dual (wideband) ISM band SMD chip antenna P/N 0900AT43A0070

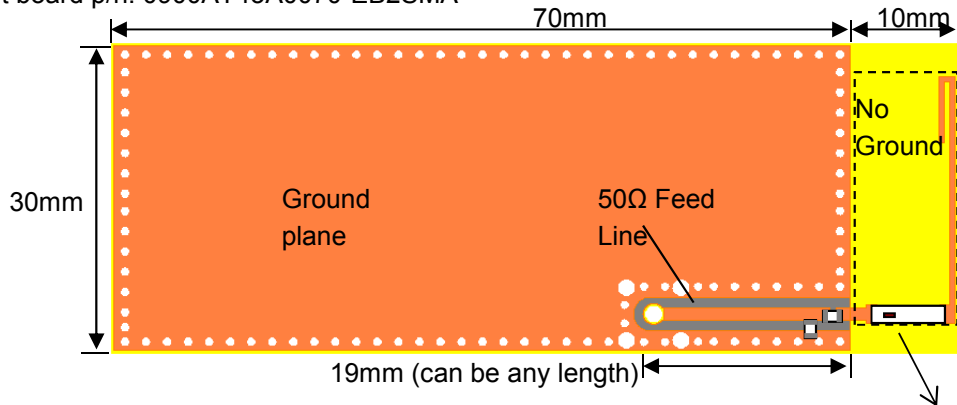
Detail Specification: 3/19/2015

Page 5 of 7

Recommended Application ISM

Layout Recommendation #2

Test board p/n: 0900AT43A0070-EB2SMA



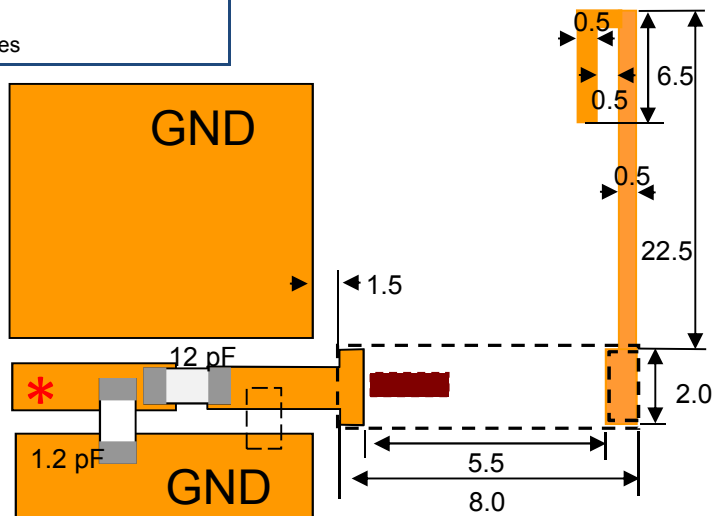
• Orderable EVB for evaluation, it comes with a female SMA connector. Go to: www.johansontechnology.com/component/samplerrequest and ask for p/n 0900AT43A0070-EB2SMA

• The total antenna area usage for this EVB is approx. 25x10mm (due to trace element), but the trace can be re-shaped to reduce effective area and conform to the designer's PCB!

• Need help laying out the antenna, want us to review the design (free!), require the Gerber files for this EVB, or would like us to validate the new tuning values of your PCB (fee may apply) go to: www.johansontechnology.com/component/techquestion/

www.johansontechnology.com/ipcantennaservices

* Line width should be designed to match 50ohm characteristic impedance, depending on your PCB material and thickness (dist to GND)



Johanson Technology, Inc. reserves the right to make design changes without notice. Please confirm the specifications and delivery conditions when placing your order. All sales are subject to Johanson Technology, Inc. terms and conditions.



www.johansontechnology.com

4001 Calle Tecate • Camarillo, CA 93012 • TEL 805.389.1166 FAX 805.389.1821

Ver 1.3

2015 Johanson Technology, Inc. All Rights Reserved

"High Frequency Ceramic Solutions"

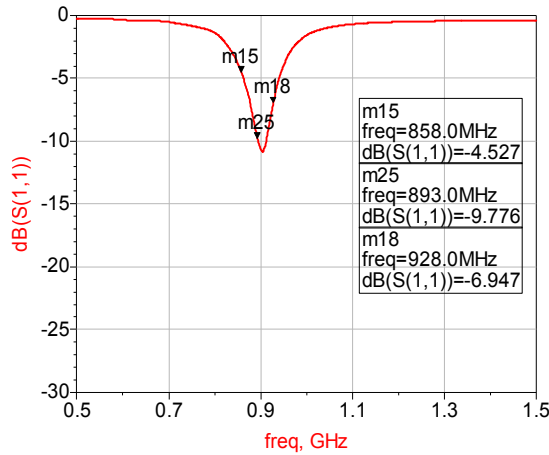
868 and 915MHz dual (wideband) ISM band SMD chip antenna P/N 0900AT43A0070

Detail Specification: 3/19/2015

Page 6 of 7

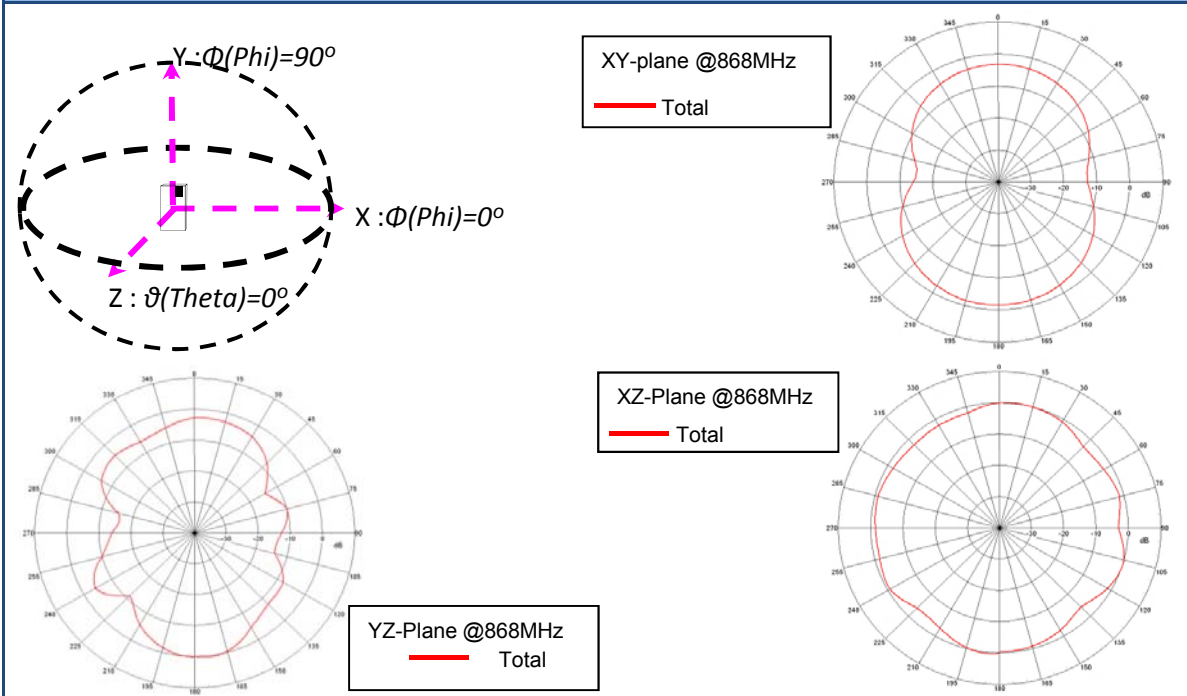
Recommended Application ISM

Typical Electrical Characteristics S11 return loss (T=25 °C) on Layout #2



This antenna has about 20MHz of guard-band on each side

Typical Radiation Patterns (@25C) of Layout Recommendation #2



Johanson Technology, Inc. reserves the right to make design changes without notice. Please confirm the specifications and delivery conditions when placing your order. All sales are subject to Johanson Technology, Inc. terms and conditions.



www.johansontechnology.com

4001 Calle Tecate • Camarillo, CA 93012 • TEL 805.389.1166 FAX 805.389.1821

Ver 1.3

2015 Johanson Technology, Inc. All Rights Reserved

"High Frequency Ceramic Solutions"

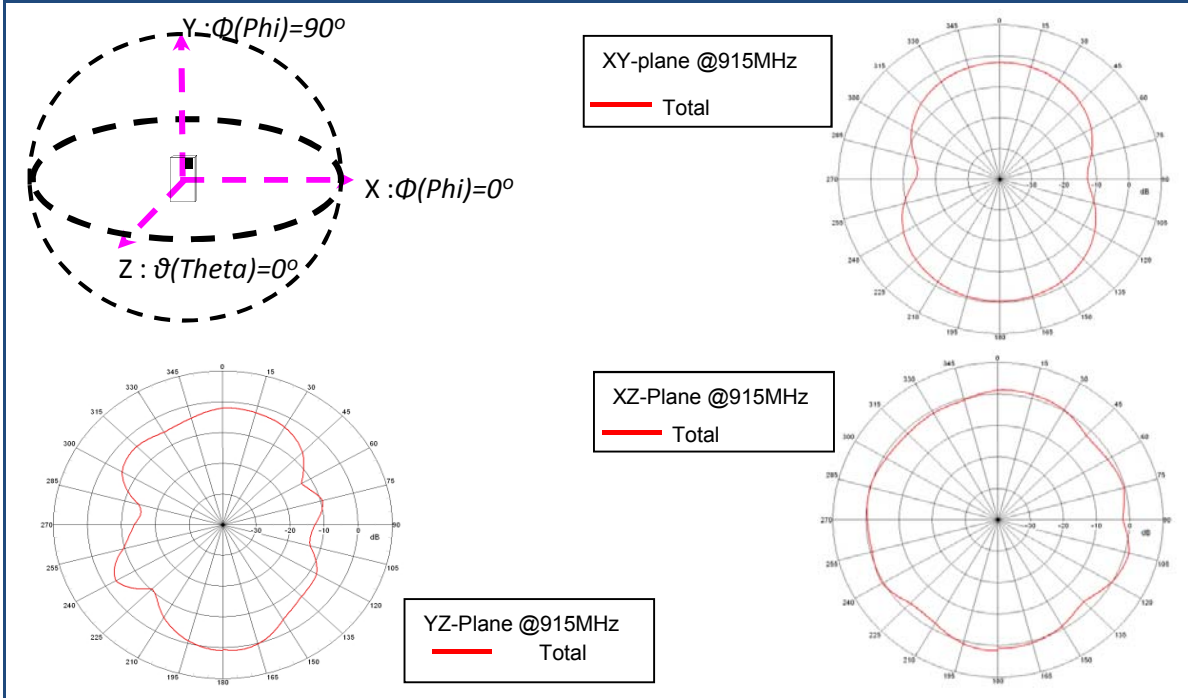
868 and 915MHz dual (wideband) ISM band SMD chip antenna P/N 0900AT43A0070

Detail Specification: 3/19/2015

Page 7 of 7

Recommended Application ISM

Typical Radiation Patterns (@25C) of Layout Recommendation #2



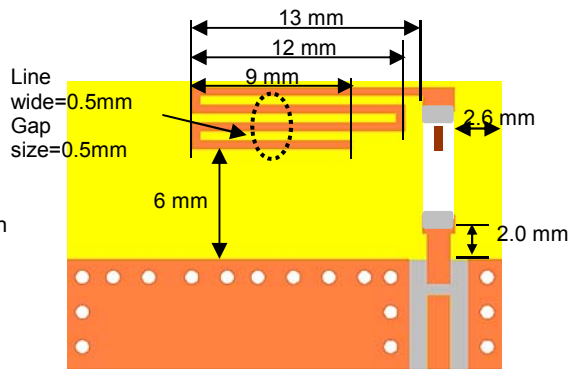
Alternative layout with reduced effective area

No EVB available for this layout

Total radiated efficiency will be reduced by about 10%

Do you have more questions about this layout?
 Contact our apps team at:

www.johansontechnology.com/component/techquestion



Johanson Technology, Inc. reserves the right to make design changes without notice. Please confirm the specifications and delivery conditions when placing your order. All sales are subject to Johanson Technology, Inc. terms and conditions.



www.johansontechnology.com

4001 Calle Tecate • Camarillo, CA 93012 • TEL 805.389.1166 FAX 805.389.1821

Ver 1.3

2015 Johanson Technology, Inc. All Rights Reserved

"High Frequency Ceramic Solutions"

868 and 915MHz dual (wideband) ISM band SMD chip antenna P/N 0900AT43A0070

Detail Specification: 3/19/2015

Page 7 of 7

Recommended Application ISM

Antenna tuning, optimization, and validation services::

www.johansontechnology.com/ipcantennaservices

For layout review contact our Applications Team at:

www.johansontechnology.com/component/techquestion

Soldering Information

www.johansontechnology.com/ipcsoldering-profile

MSL Info

www.johansontechnology.com/technical-notes/msl-rating.html

Packaging information

www.johansontechnology.com/ipcpackaging.html

For more antennas and download measured S-parameters, go to:

www.johansontechnology.com/antennas

RoHS Compliance

www.johansontechnology.com/technical-notes/rohs-compliance.html

Recommended Storage Condition and Max Shelf Life

www.johansontechnology.com/ipcstorage-shelflife

Johanson Technology, Inc. reserves the right to make design changes without notice. Please confirm the specifications and delivery conditions when placing your order. All sales are subject to Johanson Technology, Inc. terms and conditions.



www.johansontechnology.com

4001 Calle Tecate • Camarillo, CA 93012 • TEL 805.389.1166 FAX 805.389.1821

Ver 1.3

2015 Johanson Technology, Inc. All Rights Reserved



Стандарт Электрон Связь

Мы молодая и активно развивающаяся компания в области поставок электронных компонентов. Мы поставляем электронные компоненты отечественного и импортного производства напрямую от производителей и с крупнейших складов мира.

Благодаря сотрудничеству с мировыми поставщиками мы осуществляем комплексные и плановые поставки широчайшего спектра электронных компонентов.

Собственная эффективная логистика и склад в обеспечивает надежную поставку продукции в точно указанные сроки по всей России.

Мы осуществляем техническую поддержку нашим клиентам и предпродажную проверку качества продукции. На все поставляемые продукты мы предоставляем гарантию .

Осуществляем поставки продукции под контролем ВП МО РФ на предприятия военно-промышленного комплекса России , а также работаем в рамках 275 ФЗ с открытием отдельных счетов в уполномоченном банке. Система менеджмента качества компании соответствует требованиям ГОСТ ISO 9001.

Минимальные сроки поставки, гибкие цены, неограниченный ассортимент и индивидуальный подход к клиентам являются основой для выстраивания долгосрочного и эффективного сотрудничества с предприятиями радиоэлектронной промышленности, предприятиями ВПК и научно-исследовательскими институтами России.

С нами вы становитесь еще успешнее!

Наши контакты:

Телефон: +7 812 627 14 35

Электронная почта: sales@st-electron.ru

Адрес: 198099, Санкт-Петербург,
Промышленная ул, дом № 19, литера Н,
помещение 100-Н Офис 331