


**MR-TEST-10P-4RELAY™ 10PIN MRconnect® 4-RELAY
User Manual**

GRAVITECH.US



uResearch

GRAVITECH GROUP

Copyright © 2007 MicroResearch
GRAVITECH GROUP WWW.GRAVITECH.US

MR-TEST-10P-4RELAY™ 10PIN MRconnect® 4-RELAY User Manual

Description

The MR-TEST-10P-4RELAY is a 4-CH relay output card. It designed to connect directly with 10PIN MRconnect®. It is a quick and easy way to control up to 12A at 120VAC or 10A at 24VDC.

The relays required a very small current to drive due to the on-board Darlington driver circuit. Also, the driver pins are isolated from the relay driver circuitry. The driver pins can be select from 4-bit HIGH or 4-bit LOW of the 10PIN MRconnect®. Each of the relay has an LED to indicate the state of the relay. The output terminals included COM (common), NO (normally open) and NC (normally close) contacts. The card can be power by using the power from the 10PIN MRconnect® or external 2.5mm, center negative, 9-16VDC wall adapter or external power supply via the terminal block connector. The board is small in size 3.30 x 2.70 inches.

Features

- 4-CH output relay with COM, NC and NC terminals
- 5VDC relay coil, control up to 12A 120VAC or 10A 24VDC
- Selectable driver pins from 4-bit HIGH or 4-bit LOW of the 10PIN MRconnect®
- Selectable power supply from 10PIN MRconnect® or external
- On-board 5VDC regulator for the external supply
- Included 10 ribbon cable

Interfaces

Power:

The card can be power by using the power from the 10PIN MRconnect® or external 2.5mm, center negative, 9-16VDC wall adapter or external power supply via the terminal block connector.

The relay coil jumper need to be move to the appropriate supply. Figure 1 show the jumper selected power from the 10PIN MRconnect®.



FIG1: Power selection jumpers

There are two options when using external power supply. The external supply can be from 2.5mm, center negative, 8-16VDC wall adapter via power jack or supply to terminal block. Figure 2 show power jack connector and terminal block for external power supply.



FIG2: Power connectors

WARNING: DO NOT connect to both of these connectors simultaneously. They are in parallel.

MR-TEST-10P-4RELAY™ 10PIN MRconnect® 4-RELAY User Manual

Port Selection:

The MR-TEST-10P-4RELAY card can be select which ports are use to drive the relays. The selections are from P0-P3 for LOW ports or P4-P7 for HIGH ports. The selection can be making via the jumpers. Figure 3 show the jumper selected LOW port 0-3.



FIG 3: Port driver selection jumpers

Driving the relays:

The relays can be energize by driving a logic HIGH and de-energize be driving a logic LOW to the port. The LED is illuminated once the relay has been energized. Figure 4 show the indicator LEDs.



FIG 4: Indicator LEDs

Output terminals:

The output terminals for each relay included COM, NO and NC. Figure 5 show the output terminal of the relay.




FIG 5: Output terminals

10PIN MRconnect®:

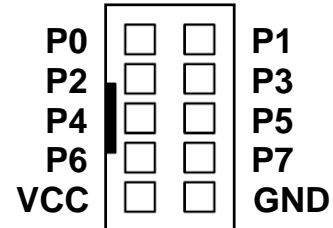


FIG 6: 10 PIN MRconnect®



MR-TEST-10P-4RELAY™ 10PIN MRconnect® 4-RELAY User Manual

Notes

Contact Us

We maintain a website where you can get information on our products, obtain literature and download support files. Visit us online at:

WWW.GRAVITECH.US

Use our online Forum or e-mail your technical support questions to support@gravitech.us. We try to respond to your questions the same day.

For sales questions or to place and order, direct your e-mails to sales@gravitech.us. Refer to our website for product pricing, shipping rates, payment instructions, and for other info we need to complete your order.

Disclaimer: MicroResearch reserves the right to modify its products or literature, or to discontinue any product at any time without prior notice. The customer is responsible for determining the suitability of any device for any application developed using MicroResearch components.

Copyright © 2007 MicroResearch
GRAVITECH GROUP WWW.GRAVITECH.US



Стандарт Электрон Связь

Мы молодая и активно развивающаяся компания в области поставок электронных компонентов. Мы поставляем электронные компоненты отечественного и импортного производства напрямую от производителей и с крупнейших складов мира.

Благодаря сотрудничеству с мировыми поставщиками мы осуществляем комплексные и плановые поставки широчайшего спектра электронных компонентов.

Собственная эффективная логистика и склад в обеспечивает надежную поставку продукции в точно указанные сроки по всей России.

Мы осуществляем техническую поддержку нашим клиентам и предпродажную проверку качества продукции. На все поставляемые продукты мы предоставляем гарантию .

Осуществляем поставки продукции под контролем ВП МО РФ на предприятия военно-промышленного комплекса России , а также работаем в рамках 275 ФЗ с открытием отдельных счетов в уполномоченном банке. Система менеджмента качества компании соответствует требованиям ГОСТ ISO 9001.

Минимальные сроки поставки, гибкие цены, неограниченный ассортимент и индивидуальный подход к клиентам являются основой для выстраивания долгосрочного и эффективного сотрудничества с предприятиями радиоэлектронной промышленности, предприятиями ВПК и научно-исследовательскими институтами России.

С нами вы становитесь еще успешнее!

Наши контакты:

Телефон: +7 812 627 14 35

Электронная почта: sales@st-electron.ru

Адрес: 198099, Санкт-Петербург,
Промышленная ул, дом № 19, литера Н,
помещение 100-Н Офис 331