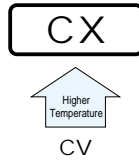


CX series Chip Type, High Voltage / Long Life



- High reliability, High voltage (to 50V).
- Low ESR, High ripple current.
- Long life of 1500 to 3000 hours at 125°C.
- SMD type : Lead free reflow soldering condition at 260°C peak complete correspondence.
- Adapted to the RoHS directive (2002/95/EC).

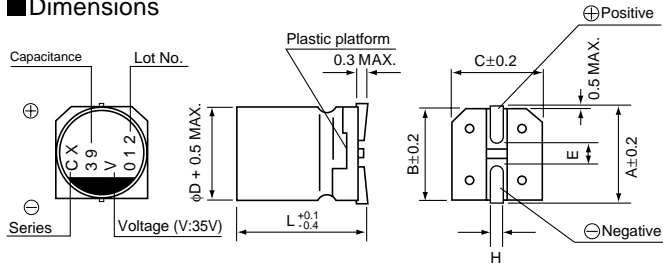


Specifications

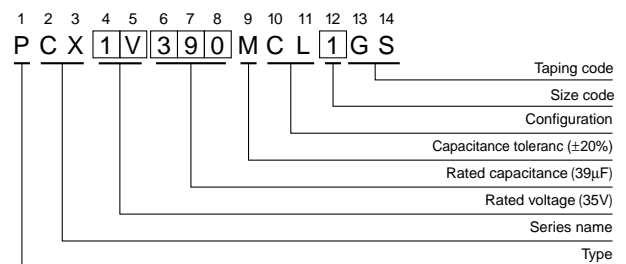
| Item | Performance Characteristics | | |
|---|---|-----------------------|---|
| Category Temperature Range | -55 to +125°C | | |
| Rated Voltage Range | 16 to 50V | | |
| Rated Capacitance Range | 5.6 to 390μF | | |
| Capacitance Tolerance | ±20% at 120Hz, 20°C | | |
| Tangent of loss angle (tan δ) | Less than or equal to the specified value at 120Hz, 20°C | | |
| ESR (※ 1) | Less than or equal to the specified value at 100kHz, 20°C | | |
| Leakage Current (※ 2) | Less than or equal to the specified value . After 2 minutes' application of rated voltage at 20°C | | |
| Temperature Characteristics (Max.Impedance Ratio) | Z+125°C / Z+20°C ≤ 1.25 (100kHz) Z-55°C / Z+20°C ≤ 1.25 | | |
| Endurance | The specifications listed at below shall be met when the capacitors are restored to 20°C after the rated voltage is applied for 3000 hours (φD = 6.3:1500hours) at 125°C. | Capacitance change | Within ± 20% of initial capacitance value (※ 3) |
| | | tan δ | 150% or less of the initial specified value |
| | | ESR (※ 1) | 150% or less of the initial specified value |
| | | Leakage current (※ 2) | Less than or equal to the initial specified value |
| Damp Heat (Steady State) | The specifications listed at below shall be met when the capacitors are restored to 20°C after the rated voltage is applied for 1000 hours at 60°C, 90% RH. | Capacitance change | Within ± 20% of initial capacitance value (※ 3) |
| | | tan δ | 150% or less of the initial specified value |
| | | ESR (※ 1) | 150% or less of the initial specified value |
| | | Leakage current (※ 2) | Less than or equal to the initial specified value |
| Resistance to Soldering Heat | After soldering the capacitor under the soldering conditions prescribed here, the capacitor shall meet the specifications listed at right, provided that it's temperature profile is measured at the capacitor top and the terminal. Pre-heating shall be done at 150 to 200°C and for 60 to 180 sec. The duration for over +230°C temperature at capacitor surface shall not exceed 60 seconds. In the case of peak temp, less than 250°C, reflow soldering shall be two times maximum. In the case of peak temp, less than 260°C, reflow soldering shall be once. Measurement for solder temperature profile shall be made at the capacitor top and the terminal. | Capacitance change | Within ± 10% of the initial capacitance value (※ 3) |
| | | tan δ | 130% or less than the initial specified value |
| | | ESR (※ 1) | 130% or less than the initial specified value |
| | | Leakage current (※ 2) | Less than or equal to the initial specified value |
| Marking | Navy blue print on the case top | | |

- ※ 1 ESR should be measured at both of the terminal ends closest where the terminals protrude through the plastic platform.
- ※ 2 Conditioning : If any doubt arises, measure the leakage current after the voltage treatment of applying DC rated voltage continuously to the capacitor for 120 minutes at 105°C.
- ※ 3 Initial value : The value before test of examination of resistance to soldering.

Dimensions



Type numbering system (Example : 35V 39μF)



| | (mm) | | | | | | |
|------|------------|------------|------------|------------|------------|------------|------------|
| Size | φ6.3×6L | φ8×7L | φ8×10L | φ8×12L | φ10×8L | φ10×10L | φ10×12.7L |
| φD | 6.3 | 8.0 | 8.0 | 8.0 | 10.0 | 10.0 | 10.0 |
| L | 5.9 | 6.9 | 9.9 | 11.9 | 7.9 | 9.9 | 12.6 |
| A | 7.3 | 9.0 | 9.0 | 9.0 | 11.0 | 11.0 | 11.0 |
| B | 6.6 | 8.3 | 8.3 | 8.3 | 10.3 | 10.3 | 10.3 |
| C | 6.6 | 8.3 | 8.3 | 8.3 | 10.3 | 10.3 | 10.3 |
| E | 2.1 | 3.2 | 3.2 | 3.2 | 4.6 | 4.6 | 4.6 |
| H | 0.5 to 0.8 | 0.8 to 1.1 | 0.8 to 1.1 | 0.8 to 1.1 | 0.8 to 1.1 | 0.8 to 1.1 | 0.8 to 1.1 |

| Voltage | |
|---------|------|
| V | Code |
| 16 | C |
| 20 | D |
| 25 | E |
| 35 | V |
| 50 | H |

● Dimension table in next page.



■ Standard Ratings

| Rated Voltage (V)(code) | Surge Voltage (V) | Rated Capacitance (μF) | Case Size φD × L (mm) | tan δ | Leakage Current (μA) | ESR (mΩ) (at 100kHz 20°C) | Rated Ripple (mArms) | | Part Number |
|-------------------------|-------------------|------------------------|-----------------------|-------|----------------------|---------------------------|----------------------|---------------------|----------------|
| | | | | | | | ≤105°C (*3) | 105°C < ≤125°C (*3) | |
| 16 (1C) | 18.4 | 47 | 6.3×6 | 0.12 | 150 | 55 | 1000 | 390 | PCX1C470MCL1GS |
| | | 82 | 8×7 | 0.12 | 262 | 45 | 1300 | 530 | PCX1C820MCL1GS |
| | | 150 | ▲ 8×10 | 0.12 | 480 | 28 | 2000 | 780 | PCX1C151MCL6GS |
| | | 150 | 10×8 | 0.12 | 480 | 33 | 1900 | 830 | PCX1C151MCL1GS |
| | | 220 | 8×12 | 0.12 | 704 | 27 | 2300 | 870 | PCX1C221MCL1GS |
| | | 270 | 10×10 | 0.12 | 864 | 27 | 2300 | 830 | PCX1C271MCL1GS |
| 20 (1D) | 23.0 | 33 | 6.3×6 | 0.12 | 132 | 60 | 900 | 380 | PCX1D330MCL1GS |
| | | 56 | 8×7 | 0.12 | 224 | 50 | 1300 | 500 | PCX1D560MCL1GS |
| | | 120 | ▲ 8×10 | 0.12 | 480 | 29 | 1900 | 770 | PCX1D121MCL6GS |
| | | 120 | 10×8 | 0.12 | 480 | 35 | 1800 | 810 | PCX1D121MCL1GS |
| | | 150 | 8×12 | 0.12 | 600 | 28 | 2200 | 860 | PCX1D151MCL1GS |
| | | 180 | 10×10 | 0.12 | 720 | 28 | 2300 | 800 | PCX1D181MCL1GS |
| 25 (1E) | 28.7 | 22 | 6.3×6 | 0.12 | 110 | 65 | 900 | 360 | PCX1E220MCL1GS |
| | | 39 | 8×7 | 0.12 | 195 | 55 | 1200 | 480 | PCX1E390MCL1GS |
| | | 82 | ▲ 8×10 | 0.12 | 410 | 30 | 1900 | 760 | PCX1E820MCL6GS |
| | | 82 | 10×8 | 0.12 | 410 | 36 | 1800 | 800 | PCX1E820MCL1GS |
| | | 120 | ▲ 8×12 | 0.12 | 600 | 29 | 2200 | 850 | PCX1E121MCL6GS |
| | | 120 | 10×10 | 0.12 | 600 | 29 | 2200 | 790 | PCX1E121MCL1GS |
| 35 (1V) | 40.2 | 10 | 6.3×6 | 0.12 | 70 | 85 | 800 | 310 | PCX1V100MCL1GS |
| | | 18 | 8×7 | 0.12 | 126 | 60 | 1100 | 450 | PCX1V180MCL1GS |
| | | 39 | ▲ 8×10 | 0.12 | 273 | 35 | 1800 | 700 | PCX1V390MCL6GS |
| | | 39 | 10×8 | 0.12 | 273 | 41 | 1700 | 750 | PCX1V390MCL1GS |
| | | 56 | 8×12 | 0.12 | 392 | 33 | 2000 | 780 | PCX1V560MCL1GS |
| | | 68 | 10×10 | 0.12 | 476 | 30 | 2200 | 740 | PCX1V680MCL1GS |
| 50 (1H) | 57.5 | 5.6 | 6.3×6 | 0.12 | 56 | 105 | 700 | 280 | PCX1H5R6MCL1GS |
| | | 10 | 8×7 | 0.12 | 100 | 75 | 1000 | 410 | PCX1H100MCL1GS |
| | | 22 | ▲ 8×10 | 0.12 | 220 | 37 | 1700 | 680 | PCX1H220MCL6GS |
| | | 22 | 10×8 | 0.12 | 220 | 56 | 1400 | 730 | PCX1H220MCL1GS |
| | | 27 | 8×12 | 0.12 | 270 | 35 | 2000 | 760 | PCX1H270MCL1GS |
| | | 33 | 10×10 | 0.12 | 330 | 31 | 2200 | 630 | PCX1H330MCL1GS |
| | | 47 | 10×12.7 | 0.12 | 470 | 30 | 2500 | 970 | PCX1H470MCL1GS |

(*3) Ambient temperature of a capacitor

Rated ripple current (mArms) at 105°C 100kHz

No marked, [1] will be put at 12th digit of type numbering system.
 ▲: In this case, [6] will be put at 12th digit of type numbering system.

- Taping specifications are given in page 23.
- Recommended land size, soldering by reflow are given in page 18, 19.
- Please refer to page 3 for the minimum order quantity.



Стандарт Электрон Связь

Мы молодая и активно развивающаяся компания в области поставок электронных компонентов. Мы поставляем электронные компоненты отечественного и импортного производства напрямую от производителей и с крупнейших складов мира.

Благодаря сотрудничеству с мировыми поставщиками мы осуществляем комплексные и плановые поставки широчайшего спектра электронных компонентов.

Собственная эффективная логистика и склад в обеспечивает надежную поставку продукции в точно указанные сроки по всей России.

Мы осуществляем техническую поддержку нашим клиентам и предпродажную проверку качества продукции. На все поставляемые продукты мы предоставляем гарантию .

Осуществляем поставки продукции под контролем ВП МО РФ на предприятия военно-промышленного комплекса России , а также работаем в рамках 275 ФЗ с открытием отдельных счетов в уполномоченном банке. Система менеджмента качества компании соответствует требованиям ГОСТ ISO 9001.

Минимальные сроки поставки, гибкие цены, неограниченный ассортимент и индивидуальный подход к клиентам являются основой для выстраивания долгосрочного и эффективного сотрудничества с предприятиями радиоэлектронной промышленности, предприятиями ВПК и научно-исследовательскими институтами России.

С нами вы становитесь еще успешнее!

Наши контакты:

Телефон: +7 812 627 14 35

Электронная почта: sales@st-electron.ru

Адрес: 198099, Санкт-Петербург,
Промышленная ул, дом № 19, литера Н,
помещение 100-Н Офис 331