RoHS 2002/95/EC

defining a degree of excellence

Radial Leaded PTC

0ZRM Series

RoHS6 Compliant

0ZRMD0708

Applications

Line Voltage Power Supply, Transformer and Appliances Product

Product Features

Continuous Use at Voltages up to 120VAC/VDC

Operation Current

100mA~3.75A

Maximum Operating Voltage

120VAC/VDC

Maximum Interrupt Voltage

135VAC/DC

Temperature Range

-40℃ to 85℃

Agency Recognition

TUV (Std. EN60738-1, Cert. R50131685)

UL Component (Std. UL1434, File E305051)

UL Conditions of Acceptability:

1. These devices have been investigated for use in safety circuits and are suitable as a limiting device.

Product Dimensions (Millimeter)

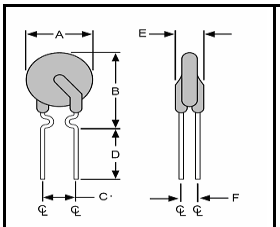

Fig 1.
Lead Size :24AWG
Φ 0.51 mm Diameter

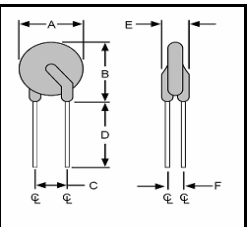

Fig 3.
Lead Size :20AWG
Φ 0.81 mm Diameter

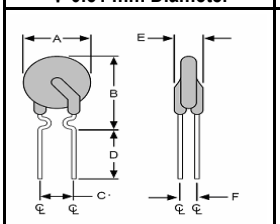

Fig 2.
Lead Size :22AWG
Φ 0.65 mm Diameter

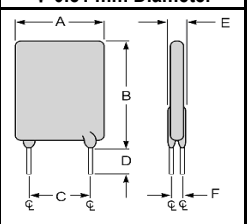

Fig 4.
Lead Size : 20AWG
Φ 0.81 mm Diameter

Part Number	Figure	A	B	C	D	E	F
		Max	Max	Typical	Min	Max	Typical
0ZRM0010FF	1	7.9	13	5.1	7.6	3.8	2.2
0ZRM0017FF	1	7.9	13	5.1	7.6	3.8	2.2
0ZRM0020FF	2	7.9	13	5.1	7.6	3.8	2.2
0ZRM0025FF	2	7.9	13	5.1	7.6	3.8	2.2
0ZRM0030FF	2	7.9	13	5.1	7.6	3.8	2.2
0ZRM0040FF	2	8.2	14.2	5.1	7.6	3.8	2.2
0ZRM0050FF	2	9.2	14.9	5.1	7.6	3.8	2.2
0ZRM0065FF	2	9.7	14.9	5.1	7.6	3.8	2.2
0ZRM0075FF	2	10.6	15.5	5.1	7.6	3.8	2.2
0ZRM0075AF	4	10.9	17	5.1	7.6	4.1	2.2
0ZRM0090FF	2	11.9	15.9	5.1	7.6	3.8	2.2
0ZRM0100FF	4	11.5	20.1	5.1	7.6	4.1	2.2
0ZRM0110FF	3	13.3	18.3	5.1	7.6	4.1	2.2
0ZRM0125FF	4	14	21.7	5.1	7.6	4.1	2.2
0ZRM0130FF	3	15.5	20.6	5.1	7.6	4.1	2.2
0ZRM0135AF	4	16.3	21.7	5.1	7.6	4.1	2.2
0ZRM0160FF	3	17.5	22.5	5.1	7.6	4.1	2.2
0ZRM0185FF	3	19.9	24.9	5.1	7.6	4.1	2.2
0ZRM0200FF	4	23.5	27.9	10.2	7.6	4.1	2.2
0ZRM0250FF	3	22.5	27.5	10.2	7.6	4.1	2.2
0ZRM0300FF	3	25.5	30	10.2	7.6	4.1	2.2
0ZRM0375FF	3	29.5	34	10.2	7.6	4.1	2.2

Electrical Characteristic (23° C)

	Part Number (Bulk Package)	Hold Current	Trip Current	Max Time to Trip @ 5xIH	Max Current	Rated Voltage	Typical Power	Resistance Tolerance		
								Rmin	Rmax	R1max
		IH, A	IT, A	Seconds	Imax, A	Vmax, Vac/dc	Pd, W	Ohms	Ohms	Ohms
A	0ZRM0010FF1E	0.10	0.20	10.0	2	120	0.84	3.00	5.00	7.50
B	0ZRM0017FF1E	0.17	0.34	10.0	2	120	0.84	2.00	3.50	7.00
C	0ZRM0020FF1E	0.20	0.40	9.0	2	120	1.08	1.83	3.12	4.40
D	0ZRM0025FF1E	0.25	0.50	7.5	3	120	1.08	1.25	2.13	3.00
E	0ZRM0030FF1E	0.30	0.60	8.5	3	120	1.44	0.88	1.47	2.10
F	0ZRM0040FF1E	0.40	0.80	6.5	3	120	1.44	0.55	0.95	1.29
G	0ZRM0050FF1E	0.50	1.00	6.0	3	120	1.56	0.50	0.85	1.17
H	0ZRM0065FF1E	0.65	1.30	5.7	5	120	1.68	0.31	0.53	0.72
I	0ZRM0075FF1E	0.75	1.50	6.3	5	120	1.80	0.25	0.44	0.60
J	0ZRM0075AF1E	0.75	1.50	15.0	7.5	120	2.64	0.25	0.39	0.69
K	0ZRM0090FF1E	0.90	1.80	7.2	5	120	1.80	0.20	0.31	0.47
L	0ZRM0100FF1E	1.00	2.00	15.0	10	120	2.64	0.18	0.27	0.47
M	0ZRM0110FF1E	1.10	2.20	8.2	8	120	2.28	0.15	0.28	0.38
N	0ZRM0125FF1A	1.25	2.50	20.0	12.5	120	2.88	0.11	0.18	0.33
O	0ZRM0135FF1A	1.35	2.70	9.6	10	120	2.64	0.12	0.21	0.30
P	0ZRM0135AF1A	1.35	2.70	20.0	13.5	120	3.12	0.11	0.17	0.30
Q	0ZRM0160FF1A	1.60	3.20	11.4	12	120	3.12	0.09	0.16	0.22
R	0ZRM0185FF1A	1.85	3.70	12.6	12	120	3.36	0.08	0.13	0.19
S	0ZRM0200FF1A	2.00	4.20	36.0	20	120	4.32	0.08	0.12	0.21
T	0ZRM0250FF1A	2.50	5.00	15.6	15	120	4.44	0.05	0.08	0.13
U	0ZRM0300FF1A	3.00	6.00	19.8	17	120	4.56	0.04	0.07	0.10
V	0ZRM0375FF1A	3.75	7.50	24.0	20	120	4.80	0.03	0.05	0.08

IH Hold current-maximum current at which the device will not trip at 23°C still air.
IT Trip current-minimum current at which the device will always trip at 23°C still air.
Imax Maximum fault current device can withstand without damage at rated voltage (V max).
Vmax Maximum voltage device can withstand without damage at its rated current.
Pd Typical power dissipated from device when in tripped state in 23°C still air environment.
Rmin Minimum device resistance at 23°C.
R1max Maximum device resistance at 23°C, 1 hour after tripping .

Physical Specifications:

Lead material:

0ZRM0010FF~0ZRM0017FF Matte tin plated copper, 24 AWG.
0ZRM0020FF~0ZRM0090FF Matte tin plated copper, 22 AWG.
0ZRM0075FF~0ZRM0375FF Matte tin plated copper, 20 AWG.

Soldering characteristics:

MIL-STD-202, Method 208E.

Insulating coating:

Flame retardant epoxy, meets UL-94V-0 requirement.

PTC Marking

" **bel** " or " **b** ", IH code and " **RM** ".

Standard Package

Part Number	Bulk		Reel / Tape	
	Pcs/Box	P/N code	Pcs/Reel	P/N code
0ZRM0010FF~0ZRM0050FF	3000	1E	2000	2C
0ZRM0065FF~0ZRM0110FF	3000	1E	1500	2B
0ZRM0125FF~0ZRM0185FF	1000	1A	n/a	n/a
0ZRM0200FF~0ZRM0375FF	1000	1A	n/a	n/a

Typical Time-To-Trip at 23 ℃

(See Elec.Characteristics Table for P/N - Curve Correlation)

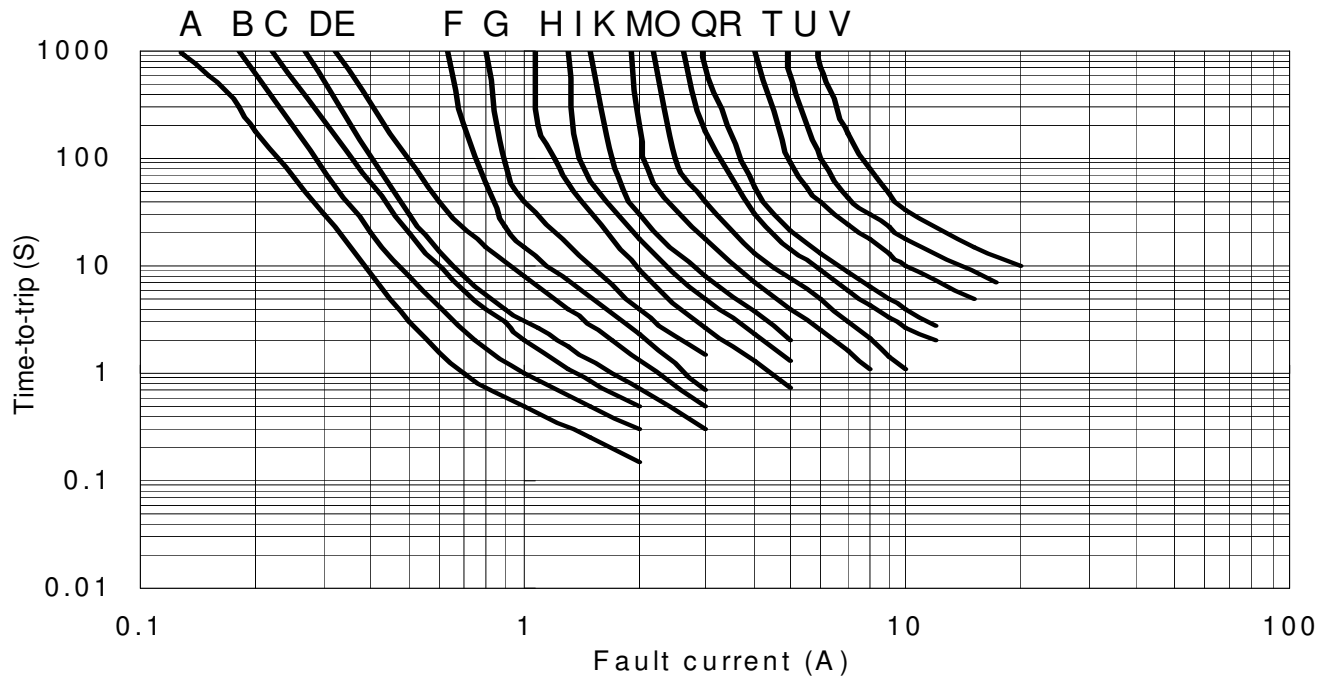

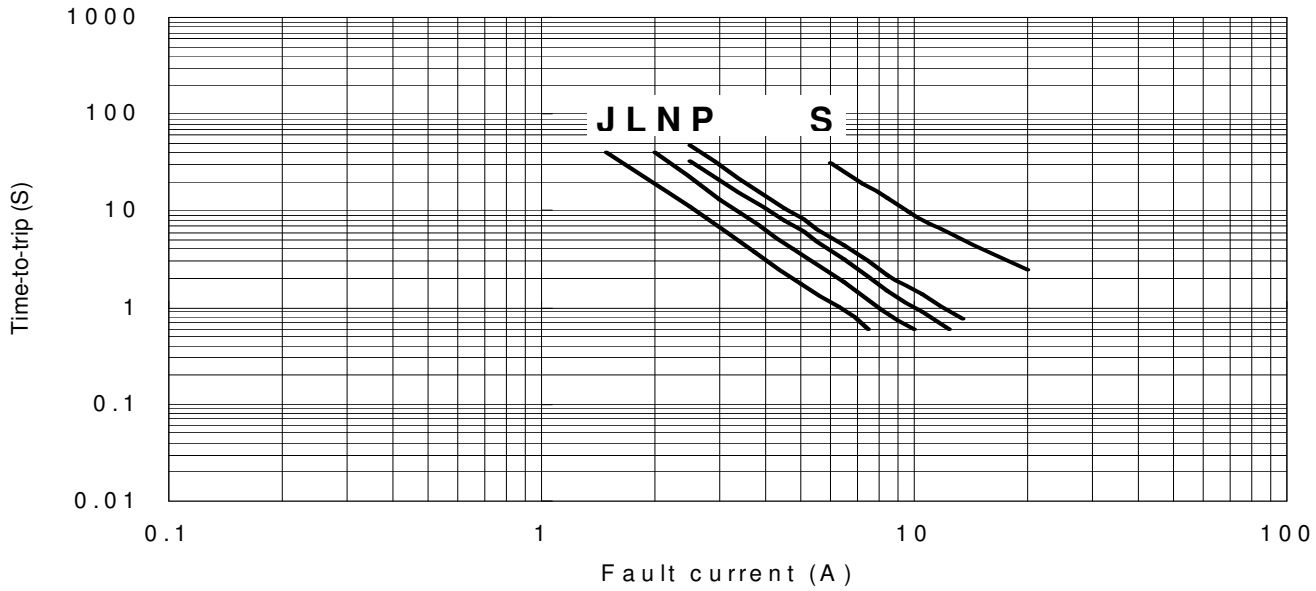

Thermal Derating Curve

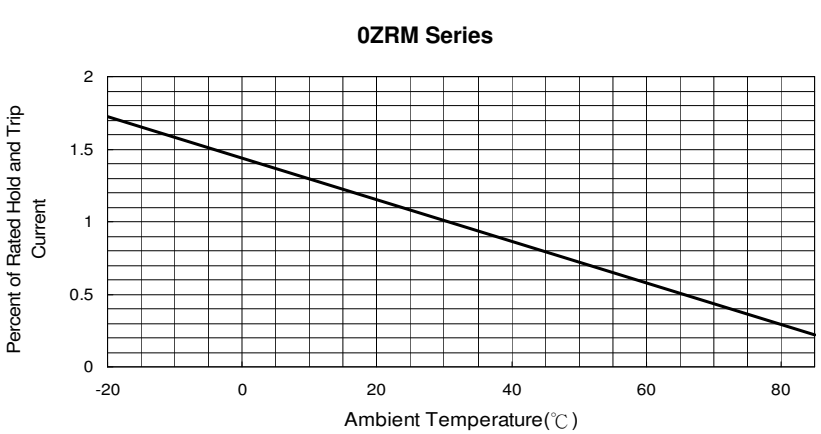

Cautionary Notes:

Each product should be carefully evaluated and tested for their suitability of application.

1.Operation beyond the specified maximum rating or improper use may result in damage and possible electrical arcing and/or flame.

2.PPTC device are intended for occasional overcurrent protection. Application for repeated overcurrent condition and/or prolonged trip are not anticipated.

3.Avoid contact of PPTC device with chemical solvent, including some inert material such as silicone based oil, lubricant and etc. Prolonged contact will damage the device performance.

4.Additional protection mechanism are strongly recommended to be used in conjunction with the PPTC device for protection against abnormal or failure conditions.

5.Avoid use of PPTC device in a constrained space such as potting material, housing and containers where have limited space to accommodate device thermal expansion and/or contraction.

Мы молодая и активно развивающаяся компания в области поставок электронных компонентов. Мы поставляем электронные компоненты отечественного и импортного производства напрямую от производителей и с крупнейших складов мира.

Благодаря сотрудничеству с мировыми поставщиками мы осуществляем комплексные и плановые поставки широчайшего спектра электронных компонентов.

Собственная эффективная логистика и склад в обеспечивает надежную поставку продукции в точно указанные сроки по всей России.

Мы осуществляем техническую поддержку нашим клиентам и предпродажную проверку качества продукции. На все поставляемые продукты мы предоставляем гарантию .

Осуществляем поставки продукции под контролем ВП МО РФ на предприятия военно-промышленного комплекса России , а также работаем в рамках 275 ФЗ с открытием отдельных счетов в уполномоченном банке. Система менеджмента качества компании соответствует требованиям ГОСТ ISO 9001.

Минимальные сроки поставки, гибкие цены, неограниченный ассортимент и индивидуальный подход к клиентам являются основой для выстраивания долгосрочного и эффективного сотрудничества с предприятиями радиоэлектронной промышленности, предприятиями ВПК и научно-исследовательскими институтами России.

С нами вы становитесь еще успешнее!

Наши контакты:

Телефон: +7 812 627 14 35

Электронная почта: sales@st-electron.ru

Адрес: 198099, Санкт-Петербург, Промышленная ул, дом № 19, литера Н, помещение 100-Н Офис 331