

Subminiature Fuse, 2.3 x 8 mm, Quick-Acting F, 125 VAC, 125 VDC



UL 248-14 · 125 VAC · 125 VDC · Quick-Acting F

See below:

[Approvals and Compliances](#)**Description**

- High breaking capacity

References[Packaging Details](#)**Weblinks**[pdf data sheet](#), [html datasheet](#), [General Product Information](#), [Packaging details](#), [Distributor-Stock-Check](#), [Detailed request for product](#)**Technical Data**

Rated Voltage	32 - 125VAC, 32 - 125VDC
Rated current	0.063 - 15 A
Breaking Capacity	50A - 300A
Characteristic	Quick-Acting F
Admissible Ambient Air Temp.	-55 °C to 85 °C
Climatic Category	55/085/56 acc. to IEC 60068-1
Material: Tube	Ceramics
Material: Axial Leads	Tin-Plated Copper
Unit Weight	0.46 g
Storage Conditions	0 °C to 60 °C, max. 70% r.h.
Product Marking	Rated current

Soldering Methods	Wave Soldering Profile
Solderability	235 °C / 2 sec acc. to IEC 60068-2-20, Test Ta, method 1
Resistance to Soldering Heat	260 °C / 5 sec acc. to IEC 60068-2-20, Test Tb, method 1A

Approvals and CompliancesDetailed information on product approvals, code requirements, usage instructions and detailed test conditions can be looked up in [Details about Approvals](#)

SCHURTER products are designed for use in industrial environments. They have approvals from independent testing bodies according to national and international standards. Products with specific characteristics and requirements such as required in the automotive sector according to IATF 16949, medical technology according to ISO 13485 or in the aerospace industry can be offered exclusively with customer-specific, individual agreements by SCHURTER.

Approvals

The approval mark is used by the testing authorities to certify compliance with the safety requirements placed on electronic products.

Approval Reference Type: 172322

Approval Logo	Certificates	Certification Body	Description
	UL Approvals	UL	UL File Number: E42088
	CSA Approvals	CSA	CSA Certification Record: 34549
GAM T1			

Product standards

Product standards that are referenced

Organization	Design	Standard	Description
	Designed according to	UL 248-14	Low voltage fuses - Part 14: Additional fuses
	Designed according to	CSA22.2 No. 248.14	Low-Voltage Fuses - Part 14: Supplemental Fuses





Application standards

Application standards where the product can be used

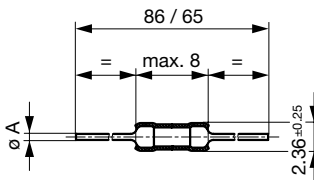
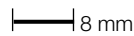
Organization	Design	Standard	Description
	Designed for applications acc.	IEC/UL 62368-1	IEC 62368-1 includes the basic requirements for safety of audio, video, information technology and office equipment.

Compliances

The product complies with following Guide Lines

Identification	Details	Initiator	Description
	CE declaration of conformity	SCHURTER AG	The CE marking declares that the product complies with the applicable requirements laid down in the harmonisation of Community legislation on its affixing in accordance with EU Regulation 765/2008.
	RoHS	SCHURTER AG	Directive RoHS 2011/65/EU, Amendment (EU) 2015/863
	China RoHS	SCHURTER AG	The law SJ / T 11363-2006 (China RoHS) has been in force since 1 March 2007. It is similar to the EU directive RoHS.
	REACH	SCHURTER AG	On 1 June 2007, Regulation (EC) No 1907/2006 on the Registration, Evaluation, Authorization and Restriction of Chemicals 1 (abbreviated as "REACH") entered into force.

Dimension [mm]



In ≤ 10 A: ØA = 0.62 mm
 In > 10 A: ØA = 0.82 mm

Pre-Arcing Time

Rated Current In	1.0 x In min.	1.5 x In max.	2.0 x In max.	2.75 x In max.	4.0 x In max.	10.0 x In max.
0.063 A - 10 A	4 h	10 min	5 s	300 ms	30 ms	4 ms
12 A - 15 A	4 h	10 min	10 s	-	60 ms	-

Time-Current-Curves



All Variants

Rated Current [A]	Rated Voltage [VAC]	Rated Voltage [VDC]	Breaking Capacity	Voltage Drop 1.0 I _n typ. [mV]	Power Dissipation 1.0 I _n typ. [mW]	Melting I ² t 10.0 I _n typ. [A ² s]	  	Order Number
0.063	125	125	1)	1050	66	0.0008	● ●	7010.7010.13
0.063	125	125	1)	1050	66	0.0008	● ●	7010.7010.37
0.063	125	125	1)	1050	66	0.0008	● ●	7010.7010.39
0.063	125	125	1)	1050	66	0.0008	● ●	7010.7010.47
0.063	125	125	1)	1050	66	0.0008	● ●	7010.7010.49
0.125	125	125	1)	900	115	0.0036	● ● ●	7010.7020.13
0.125	125	125	1)	900	115	0.0036	● ● ●	7010.7020.37
0.125	125	125	1)	900	115	0.0036	● ● ●	7010.7020.39
0.125	125	125	1)	900	115	0.0036	● ● ●	7010.7020.47
0.125	125	125	1)	900	115	0.0036	● ● ●	7010.7020.49
0.25	125	-	2)	325	82	0.0094	● ● ●	7010.7030.13
0.25	125	-	2)	325	82	0.0094	● ● ●	7010.7030.37
0.25	125	-	2)	325	82	0.0094	● ● ●	7010.7030.39
0.25	125	-	2)	325	82	0.0094	● ● ●	7010.7030.47
0.25	125	-	2)	325	82	0.0094	● ● ●	7010.7030.49
0.375	125	-	2)	245	92	0.019	● ● ●	7010.7040.13
0.375	125	-	2)	245	92	0.019	● ● ●	7010.7040.37
0.375	125	-	2)	245	92	0.019	● ● ●	7010.7040.39
0.375	125	-	2)	245	92	0.019	● ● ●	7010.7040.47
0.375	125	-	2)	245	92	0.019	● ● ●	7010.7040.49
0.5	125	-	2)	260	130	0.07	● ● ●	7010.7050.13
0.5	125	-	2)	260	130	0.07	● ● ●	7010.7050.37
0.5	125	-	2)	260	130	0.07	● ● ●	7010.7050.39
0.5	125	-	2)	260	130	0.07	● ● ●	7010.7050.47
0.5	125	-	2)	260	130	0.07	● ● ●	7010.7050.49
0.75	125	-	2)	245	185	0.18	● ● ●	7010.7060.13
0.75	125	-	2)	245	185	0.18	● ● ●	7010.7060.37
0.75	125	-	2)	245	185	0.18	● ● ●	7010.7060.39

Rated Current [A]	Rated Voltage [VAC]	Rated Voltage [VDC]	Breaking Capacity	Voltage Drop 1.0 I _n typ. [mV]	Power Dissipation 1.0 I _n typ. [mW]	Melting I ² t 10.0 I _n typ. [A ² s]	  			Order Number
0.75	125	-	2)	245	185	0.18	●	●	●	7010.7060.47
0.75	125	-	2)	245	185	0.18	●	●	●	7010.7060.49
1	125	-	2)	210	210	0.3	●	●	●	7010.7070.13
1	125	-	2)	210	210	0.3	●	●	●	7010.7070.37
1	125	-	2)	210	210	0.3	●	●	●	7010.7070.39
1	125	-	2)	210	210	0.3	●	●	●	7010.7070.47
1	125	-	2)	210	210	0.3	●	●	●	7010.7070.49
1.5	125	-	2)	230	345	0.38	●	●	●	7010.7080.13
1.5	125	-	2)	230	345	0.38	●	●	●	7010.7080.37
1.5	125	-	2)	230	345	0.38	●	●	●	7010.7080.39
1.5	125	-	2)	230	345	0.38	●	●	●	7010.7080.47
1.5	125	-	2)	230	345	0.38	●	●	●	7010.7080.49
2	125	-	2)	190	380	1.1	●	●	●	7010.7090.13
2	125	-	2)	190	380	1.1	●	●	●	7010.7090.37
2	125	-	2)	190	380	1.1	●	●	●	7010.7090.39
2	125	-	2)	190	380	1.1	●	●	●	7010.7090.47
2	125	-	2)	190	380	1.1	●	●	●	7010.7090.49
2.5	125	-	2)	175	440	1.4	●	●	●	7010.7100.13
2.5	125	-	2)	175	440	1.4	●	●	●	7010.7100.39
2.5	125	-	2)	175	440	1.4	●	●	●	7010.7100.47
2.5	125	-	2)	175	440	1.4	●	●	●	7010.7100.49
3	125	-	2)	170	510	2	●	●	●	7010.7110.13
3	125	-	2)	170	510	2	●	●	●	7010.7110.39
3	125	-	2)	170	510	2	●	●	●	7010.7110.47
3	125	-	2)	170	510	2	●	●	●	7010.7110.49
3.5	125	-	2)	160	560	2.6	●	●	●	7010.7180.13
3.5	125	-	2)	160	560	2.6	●	●	●	7010.7180.37
3.5	125	-	2)	160	560	2.6	●	●	●	7010.7180.39
3.5	125	-	2)	160	560	2.6	●	●	●	7010.7180.47
3.5	125	-	2)	160	560	2.6	●	●	●	7010.7180.49
4	125	-	2)	180	720	4	●	●	●	7010.7120.13
4	125	-	2)	180	720	4	●	●	●	7010.7120.37
4	125	-	2)	180	720	4	●	●	●	7010.7120.39
4	125	-	2)	180	720	4	●	●	●	7010.7120.47
4	125	-	2)	180	720	4	●	●	●	7010.7120.49
5	125	125	1)	170	850	6.2	●	●	●	7010.7130.13
5	125	125	1)	170	850	6.2	●	●	●	7010.7130.37
5	125	125	1)	170	850	6.2	●	●	●	7010.7130.39
5	125	125	1)	170	850	6.2	●	●	●	7010.7130.47
5	125	125	1)	170	850	6.2	●	●	●	7010.7130.49
7	125	125	1)	135	945	13	●	●	●	7010.7140.13
7	125	125	1)	135	945	13	●	●	●	7010.7140.37
7	125	125	1)	135	945	13	●	●	●	7010.7140.39
7	125	125	1)	135	945	13	●	●	●	7010.7140.47
7	125	125	1)	135	945	13	●	●	●	7010.7140.49
10	125	125	1)	130	1300	39	●	●	●	7010.7150.13
10	125	125	1)	130	1300	39	●	●	●	7010.7150.37
10	125	125	1)	130	1300	39	●	●	●	7010.7150.39
10	125	125	1)	130	1300	39	●	●	●	7010.7150.47
10	125	125	1)	130	1300	39	●	●	●	7010.7150.49
12	32	32	3)	130	1450	57	●	●	●	7010.7160.13
12	32	32	3)	130	1450	57	●	●	●	7010.7160.37
12	32	32	3)	130	1450	57	●	●	●	7010.7160.39
12	32	32	3)	130	1450	57	●	●	●	7010.7160.47

Rated Current [A]	Rated Voltage [VAC]	Rated Voltage [VDC]	Breaking Capacity	Voltage Drop 1.0 I _n typ. [mV]	Power Dissipation 1.0 I _n typ. [mW]	Melting I ² t 10.0 I _n typ. [A ² s]		Order Number
12	32	32	3)	130	1450	57 ● ● ●	7010.7160.49	
15	32	32	3)	120	1800	90 ● ● ●	7010.7170.13	
15	32	32	3)	120	1800	90 ● ● ●	7010.7170.37	
15	32	32	3)	120	1800	90 ● ● ●	7010.7170.47	
15	32	32	3)	120	1800	90 ● ● ●	7010.7170.49	

Most Popular.

Availability for all products can be searched real-time: <https://www.schurter.com/en/Stock-Check/Stock-Check-SCHURTER>

1) UL: 50 A @ 125 VAC, p.f. ≥ 0.95 / 300 A @ 125 VDC

1) CSA: 300 A @ 125 VAC/DC

2) UL: 50 A @ 125 VAC, p.f. ≥ 0.95

2) CSA: 300 A @ 125 VAC

3) UL: 50 A @ 32 VAC, p.f. ≥ 0.95 / 300 A @ 32 VDC

3) CSA: 300 A @ 32 VAC/DC

Packaging Unit

.xx = .13	Plastic Bag, Fuse Length 86 mm (100 pcs.)
.xx = .37	Taped 19 cm Reel, Fuse Length 65 mm (1500 pcs.)
.xx = .39	Taped 19 cm Reel, Fuse Length 65 mm (5000 pcs.)
.xx = .47	Taped 19 cm Reel, Fuse Length 86 mm (1500 pcs.)
.xx = .49	Taped 19 cm Reel, Fuse Length 85 mm (5000 pcs.)



**Стандарт
Электрон
Связь**

Мы молодая и активно развивающаяся компания в области поставок электронных компонентов. Мы поставляем электронные компоненты отечественного и импортного производства напрямую от производителей и с крупнейших складов мира.

Благодаря сотрудничеству с мировыми поставщиками мы осуществляем комплексные и плановые поставки широчайшего спектра электронных компонентов.

Собственная эффективная логистика и склад в обеспечивает надежную поставку продукции в точно указанные сроки по всей России.

Мы осуществляем техническую поддержку нашим клиентам и предпродажную проверку качества продукции. На все поставляемые продукты мы предоставляем гарантию .

Осуществляем поставки продукции под контролем ВП МО РФ на предприятия военно-промышленного комплекса России , а также работаем в рамках 275 ФЗ с открытием отдельных счетов в уполномоченном банке. Система менеджмента качества компании соответствует требованиям ГОСТ ISO 9001.

Минимальные сроки поставки, гибкие цены, неограниченный ассортимент и индивидуальный подход к клиентам являются основой для выстраивания долгосрочного и эффективного сотрудничества с предприятиями радиоэлектронной промышленности, предприятиями ВПК и научно-исследовательскими институтами России.

С нами вы становитесь еще успешнее!

Наши контакты:

Телефон: +7 812 627 14 35

Электронная почта: sales@st-electron.ru

Адрес: 198099, Санкт-Петербург,
Промышленная ул, дом № 19, литера Н,
помещение 100-Н Офис 331